



US00D414967S

United States Patent [19] Richter

[11] **Patent Number: Des. 414,967**

[45] **Date of Patent: ** Oct. 12, 1999**

[54] **ARTICLE SUPPORT ARRANGEMENT**

5,836,486 11/1998 Ohsugi 211/113 X

[76] Inventor: **Herbert Richter**, Drosselweg B, 75331 Engelbrand, Germany

Primary Examiner—Brian N. Vinson
Attorney, Agent, or Firm—Klaus J. Bach

[**] Term: **14 Years**

[57] **CLAIM**

[21] Appl. No.: **29/092,593**

The ornamental design for an article support arrangement, as shown and described.

[22] Filed: **Aug. 24, 1998**

DESCRIPTION

[51] **LOC (6) Cl.** **08-08**

FIG. 1 is a perspective view of the article support arrangement;

[52] **U.S. Cl.** **D6/513; D6/315; D12/416**

FIG. 2 is a front view of the article holder shown in FIG. 1; FIG. 3 is a rear view of the article support arrangement shown in FIG. 1;

[58] **Field of Search** D6/512–514, 315, D6/317, 320, 323; D8/349, 354, 367, 372, 373, 376; D12/406, 415, 416; 211/13.1, 30, 86, 87, 113, 181.1, 182; 248/214, 251, 304, 317

FIG. 4 is a right side view of the article support arrangement shown in FIG. 2;

[56] **References Cited**

FIG. 5 is a left side view of the article support arrangement shown in FIG. 2;

U.S. PATENT DOCUMENTS

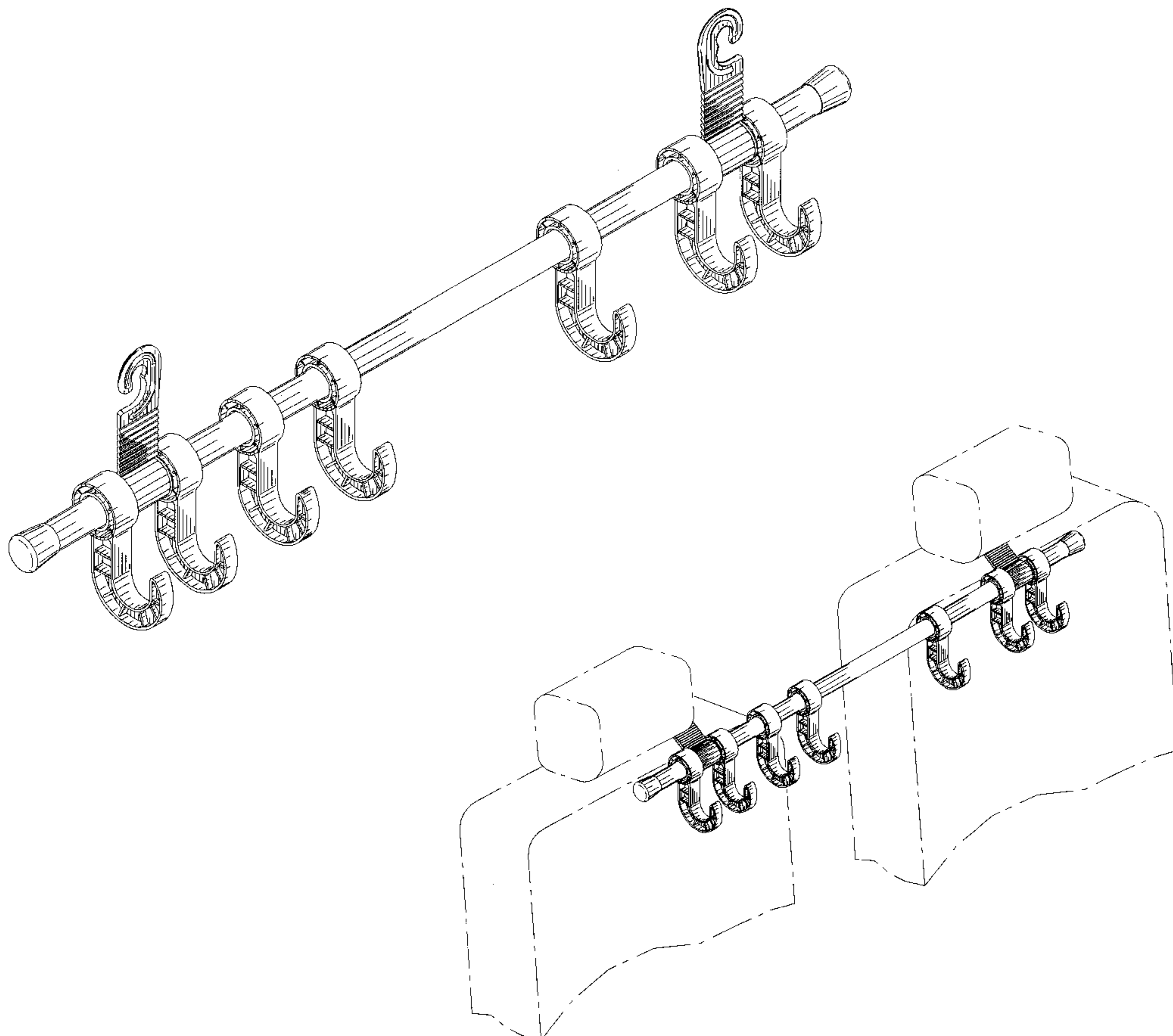
FIG. 6 is a top view of the article support arrangement shown in FIG. 2;

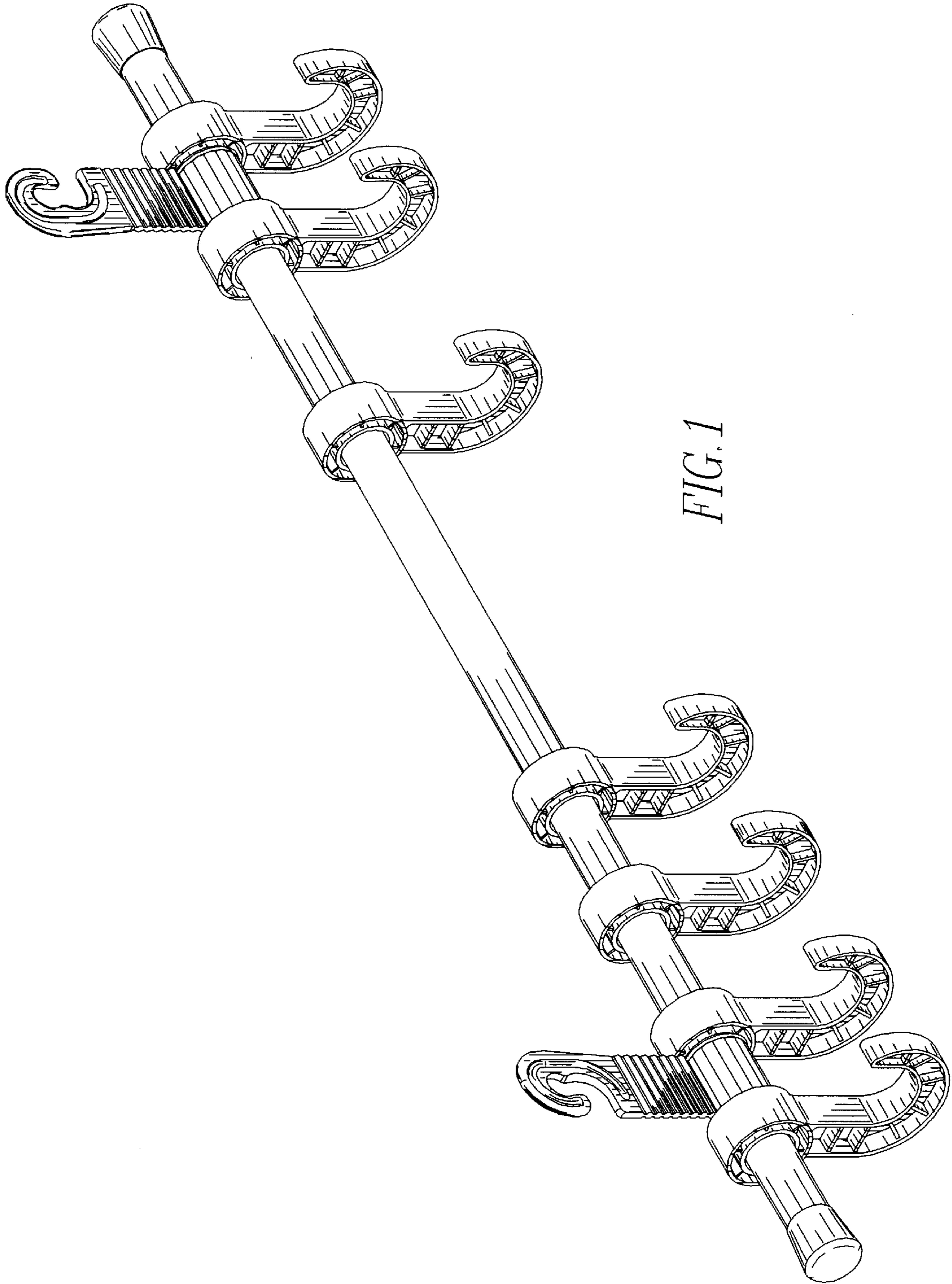
D. 262,852	2/1982	Wallenwein	D6/315	X
D. 308,442	6/1990	Moll	D12/416	X
D. 334,316	3/1993	Daniel	D6/315	X
D. 353,502	12/1994	Liu	D6/513	
D. 375,673	11/1996	Schowalter	D6/315	X
D. 397,565	9/1998	Klein et al.	D6/513	
4,872,568	10/1989	Lehmann	211/113	
5,107,996	4/1992	Whittaker	211/113	X
5,415,457	5/1995	Kifer	D12/416	X

FIG. 7 is bottom view of the article support arrangement shown in FIG. 2; and,

FIG. 8 is a reduced perspective view thereof, with the broken-line disclosure of a portion of a vehicle seat being for illustrative purposes only and forms no part of the claimed design.

1 Claim, 5 Drawing Sheets





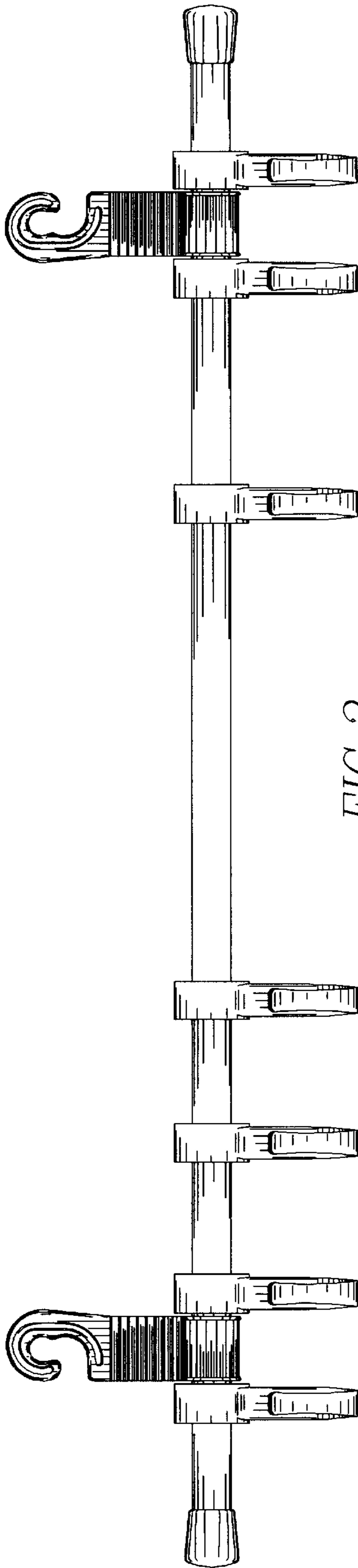


FIG. 2

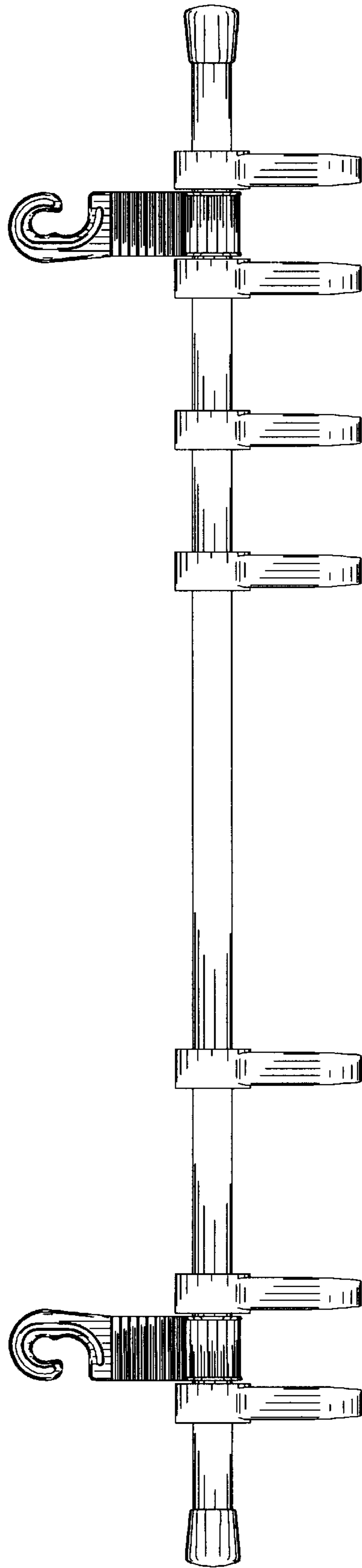


FIG. 3




FIG. 4




FIG. 5




FIG. 6




FIG. 7

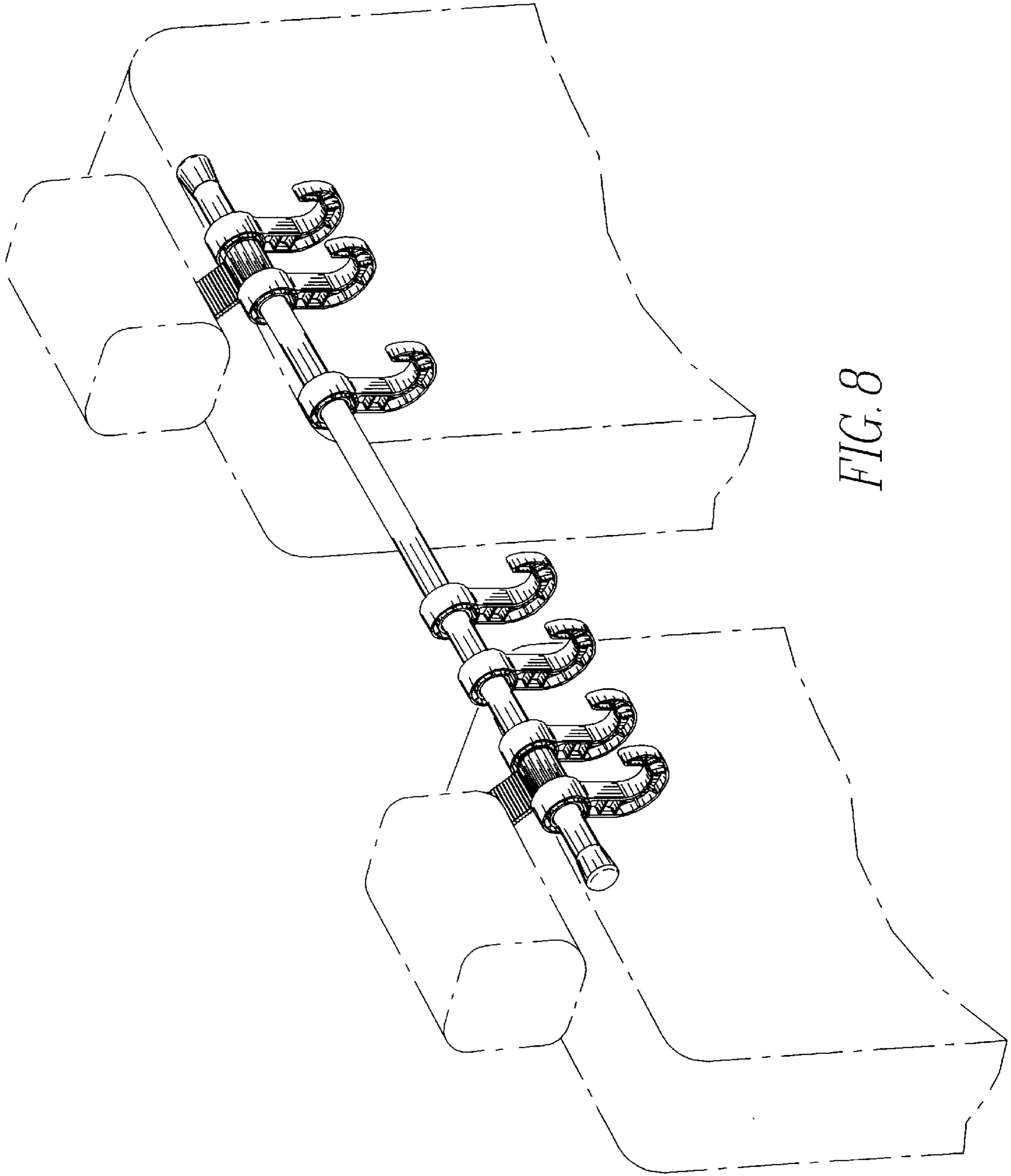


FIG. 8