



US00D414936S

United States Patent [19] Doubek

[11] **Patent Number: Des. 414,936**

[45] **Date of Patent: ** Oct. 12, 1999**

[54] **BOLT ORGANIZER**

5,791,839 8/1998 Budert 206/373 X

[76] Inventor: **Lance T. Doubek**, 608 Wegner Rd.,
McHenry, Ill. 60050

FOREIGN PATENT DOCUMENTS

WO 98/10684 3/1998 WIPO .

[**] Term: **14 Years**

Primary Examiner—Louis S. Zarfes
Assistant Examiner—Catherine R. Oliver

[21] Appl. No.: **29/090,264**

[57] CLAIM

[22] Filed: **Jul. 6, 1998**

The ornamental design for a bolt organizer, as shown and described.

[51] **LOC (6) Cl.** **03-01**

[52] **U.S. Cl.** **D3/315**

[58] **Field of Search** D3/315, 310, 313,
D3/305, 308, 905; D8/71; 211/163; D6/438,
469; 206/372, 373, 338, 377, 378, 379

DESCRIPTION

[56] References Cited

U.S. PATENT DOCUMENTS

D. 205,745	9/1966	Nannfeldt	D6/469
D. 229,367	11/1973	Maughan	D3/313
D. 261,711	11/1981	Mulvihill .	
D. 323,245	1/1992	Hobson	D3/313
D. 360,321	7/1995	Wang et al.	D6/469
2,868,386	1/1959	Seyforth .	
4,480,755	11/1984	Cartwright .	
5,228,582	7/1993	Marshall et al. .	
5,505,319	4/1996	Todd, Jr. .	

FIG. 1 depicts a top plan view of the bolt organizer of my invention;
FIG. 2 depicts a side view of the bolt organizer of my invention;
FIG. 3 depicts a bottom plan view of the bolt organizer of my invention;
FIG. 4 depicts a side view of the bolt organizer of my invention, which is the reverse view of FIG. 2;
FIG. 5 depicts a front view of the bolt organizer of my invention, the rear view being a mirror image thereof; and,
FIG. 6 depicts a top perspective view of the bolt organizer of my invention.

1 Claim, 2 Drawing Sheets

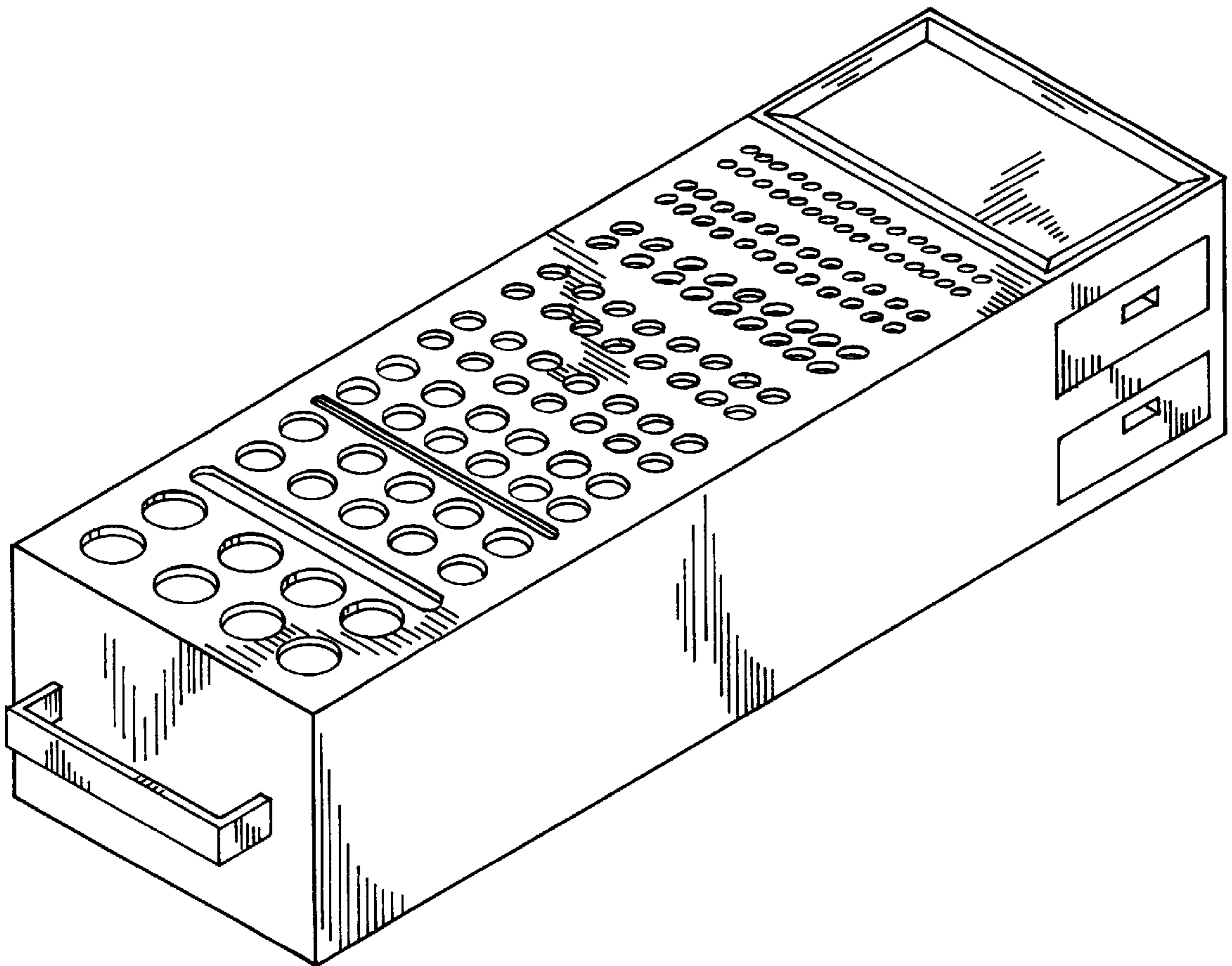


FIG. 1




FIG. 2




FIG. 3




FIG. 4

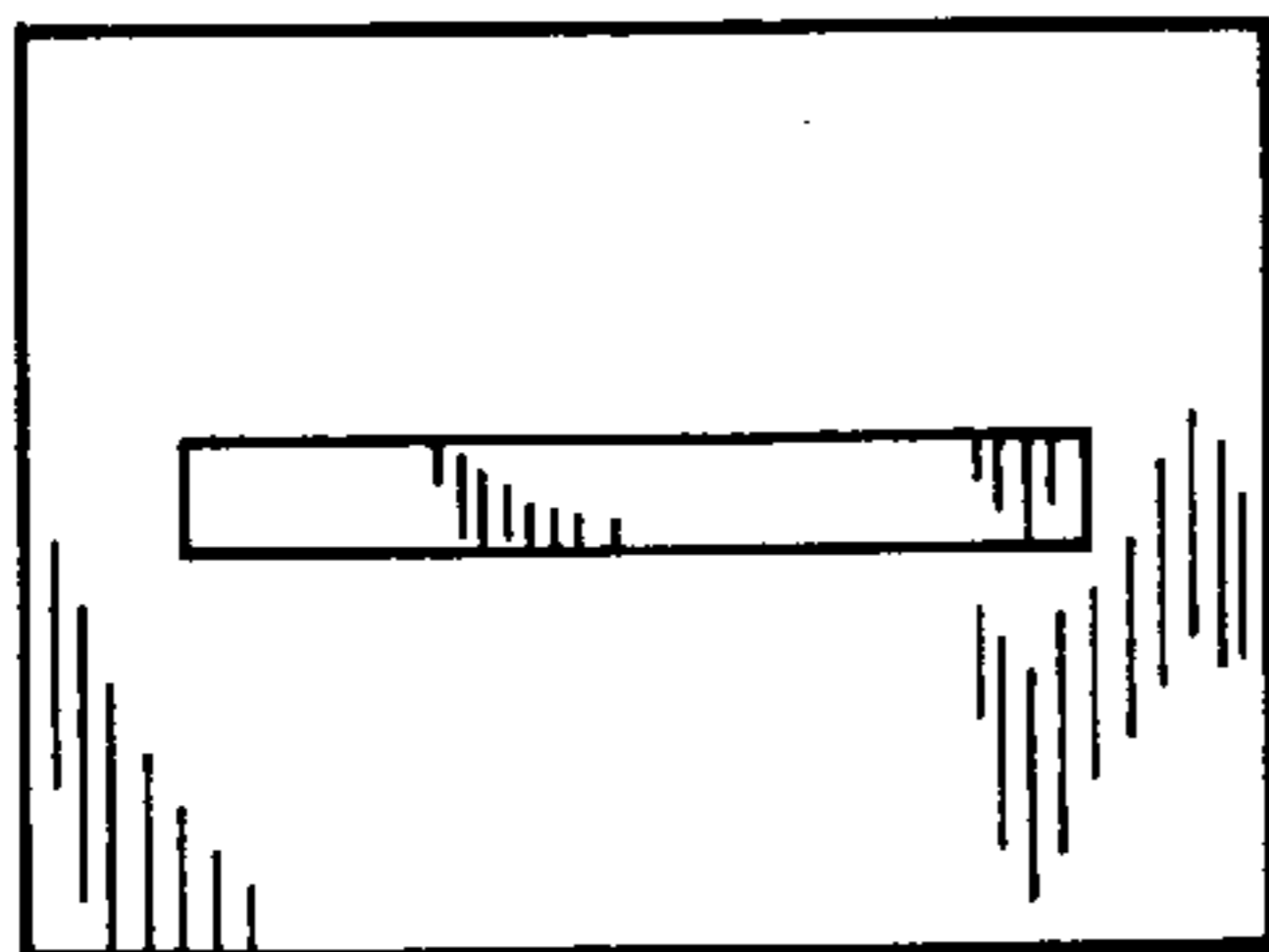



FIG. 5

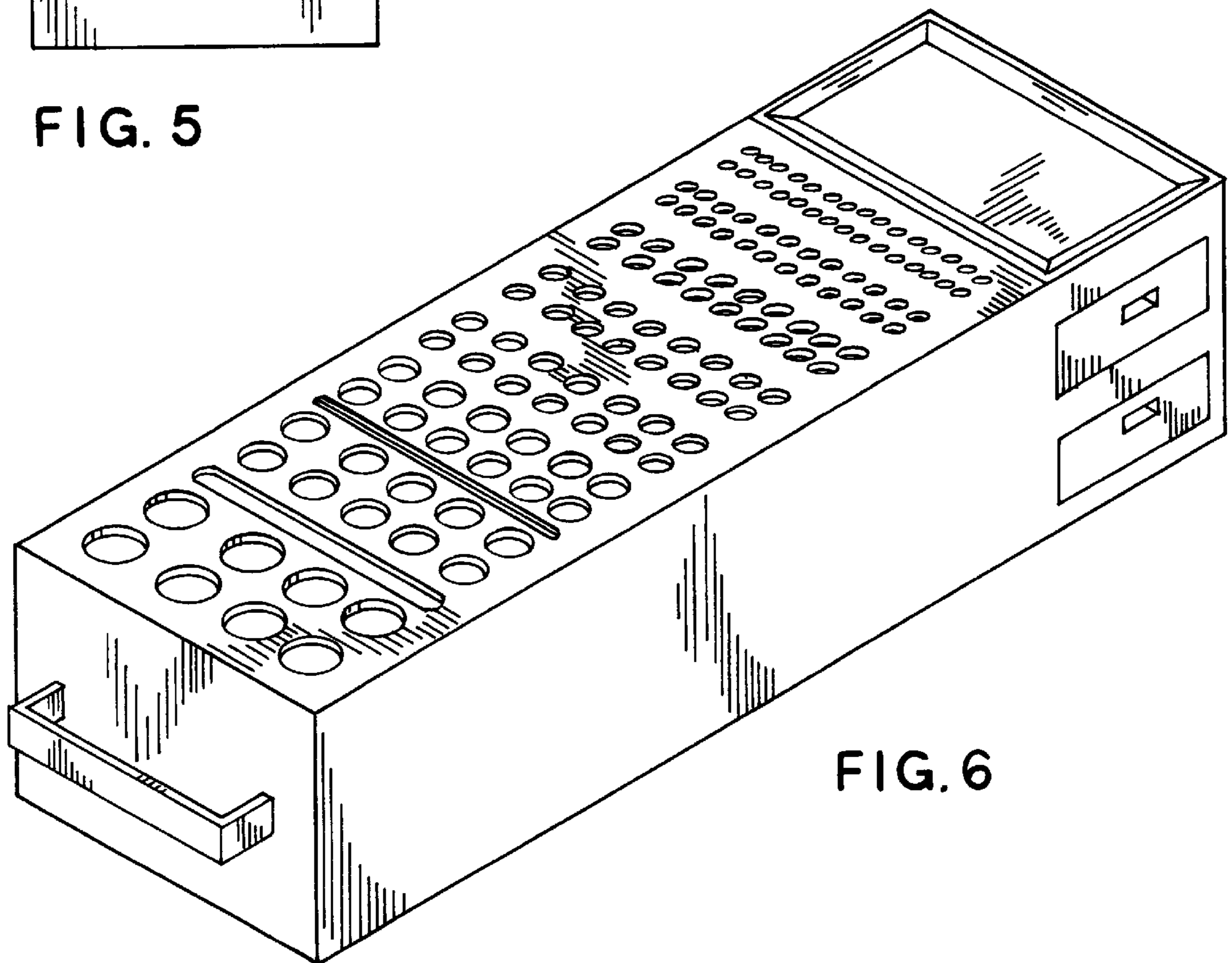


FIG. 6