



US00D414927S

United States Patent [19]
Hamilton

[11] **Patent Number: Des. 414,927**

[45] **Date of Patent: ** Oct. 12, 1999**

[54] **FOLDABLE FLY CADDY**

[75] Inventor: **Joseph A. Hamilton**, Highlands Ranch, Colo.

[73] Assignee: **Apollo Creations, Inc.**, Highlands Ranch, Colo.

[**] Term: **14 Years**

[21] Appl. No.: **29/097,900**

[22] Filed: **Dec. 17, 1998**

[51] **LOC (6) Cl.** **03-01**

[52] **U.S. Cl.** **D3/221**

[58] **Field of Search** D3/221, 215, 224,
D3/226, 260, 233; 206/315.11; 43/57.1,
25.2, 54.1, 26; 224/920

[56] **References Cited**

U.S. PATENT DOCUMENTS

D. 321,595	11/1991	Costello	D3/226
D. 374,982	10/1996	Hamilton	D3/221
2,540,340	2/1951	Linblade	43/57.1
3,122,854	3/1964	Boertlein, Sr. et al.	43/57.1
4,186,511	2/1980	Slacter	43/57.1
5,454,185	10/1995	Love	43/57.1

Primary Examiner—Louis S. Zarfes
Assistant Examiner—Catherine R. Oliver
Attorney, Agent, or Firm—Dorr, Carson, Sloan & Birney, P.C.

[57] **CLAIM**

The ornamental design for a foldable fly caddy, as shown and described.

DESCRIPTION

FIG. 1 is a front perspective view of a foldable fly caddy showing my new design in its open position.

FIG. 2 is a front perspective view of the fly caddy in its folded position.

FIG. 3 is a front elevational view, in an open position;

FIG. 4 is a right side elevational view thereof, with the left side elevational view being a mirror image of FIG. 4.

FIG. 5 is a top plan view thereof.

FIG. 6 is a rear elevational view thereof.

FIG. 7 is a bottom plan view thereof.

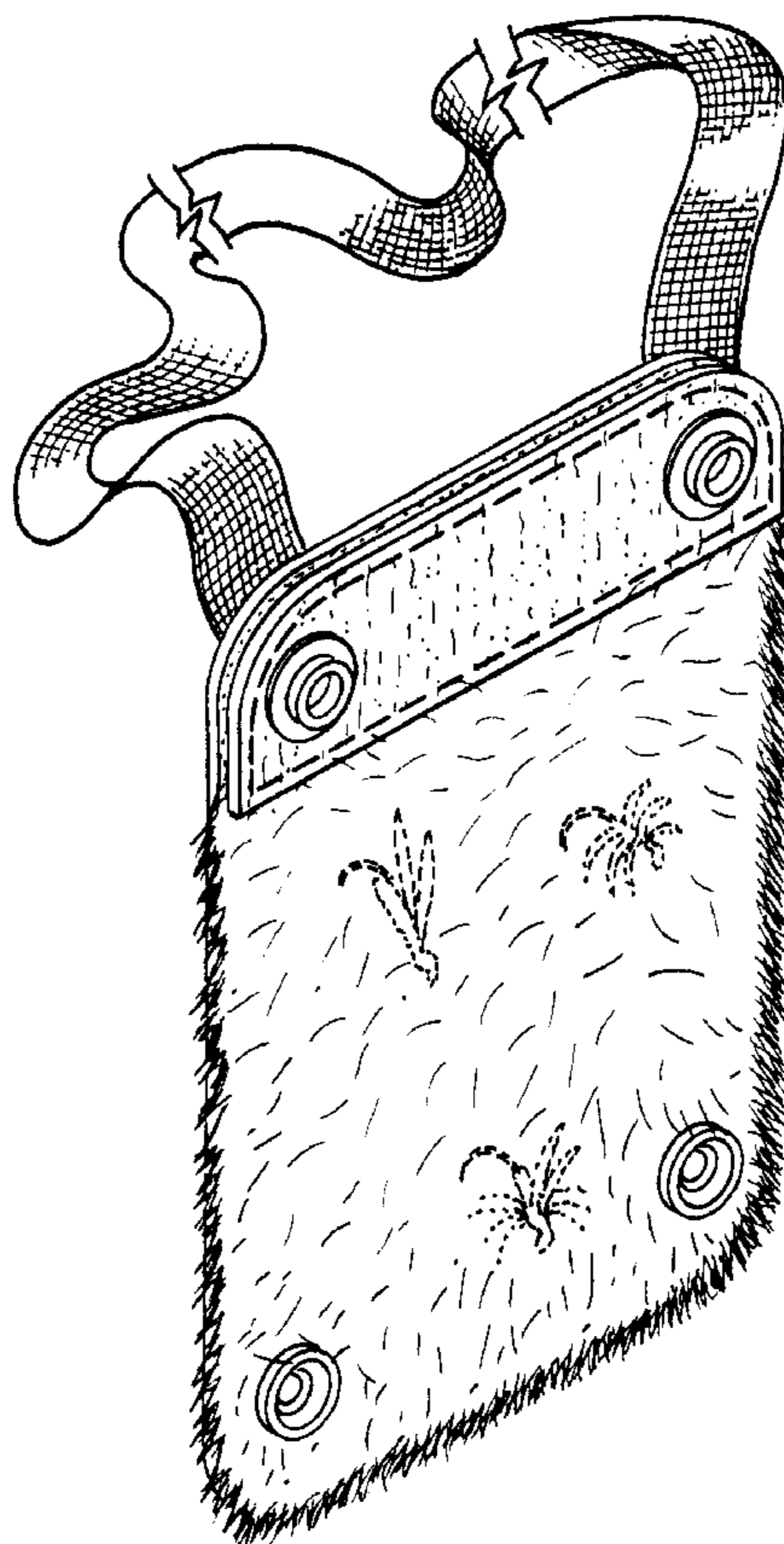
FIG. 8 is a fragmentary rear elevational view; and,

FIG. 9 is a front perspective view, shown in a position of use.

The strap is shown broken away in FIGS. 1 and 2 to indicate indeterminate length. In FIGS. 5-9 the strap is shown broken away or removed for clarity of illustration.

The broken line showing of environment in FIGS. 1 and 9 is for illustrative purposes only and forms no part of the claimed design.

1 Claim, 4 Drawing Sheets






Fig. 1

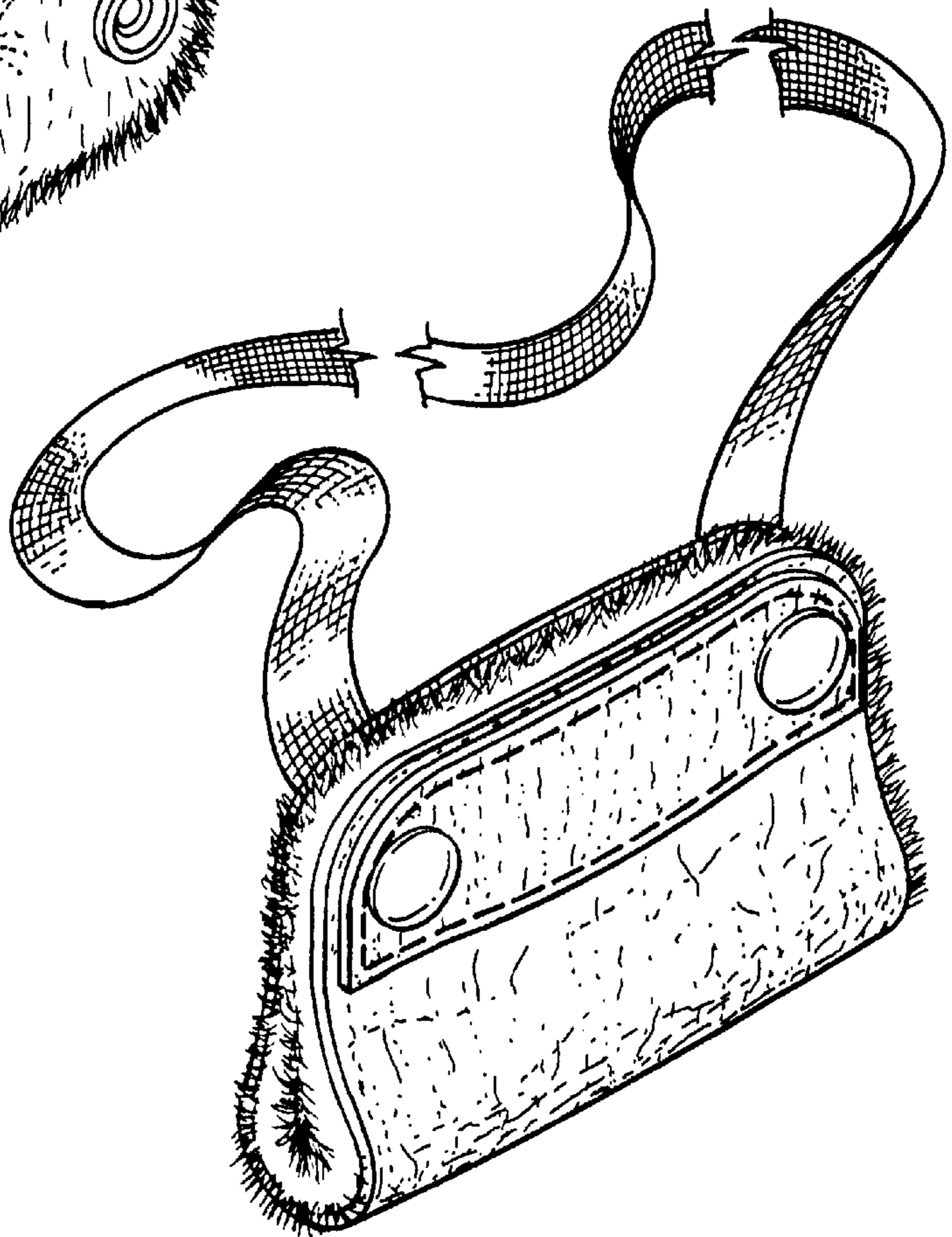


Fig. 2

Fig. 5

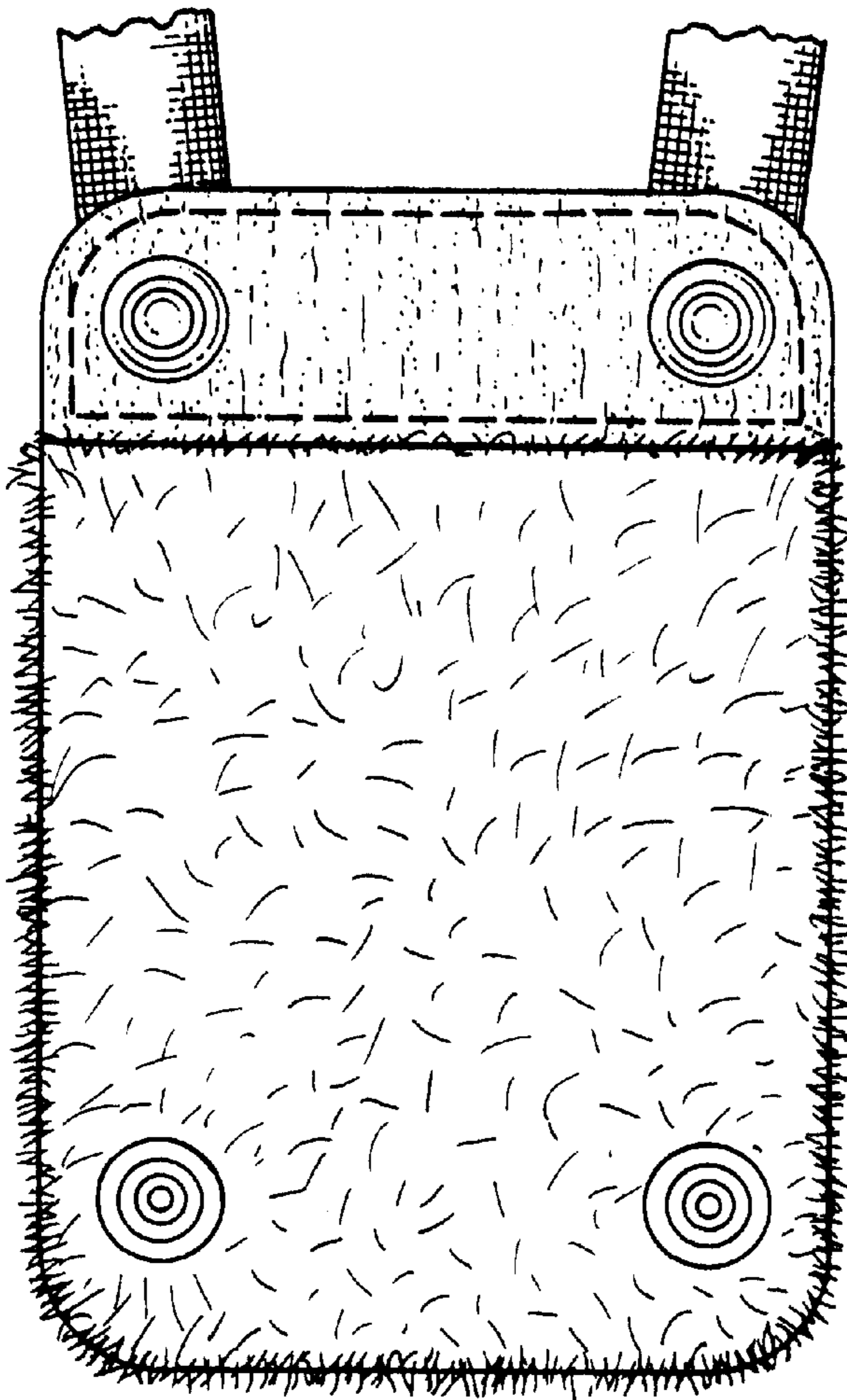



Fig. 3




Fig. 4

Fig. 6





Fig. 7

Fig. 8




Fig. 9

