



US00D414921S

United States Patent [19] Clarke

[11] **Patent Number: Des. 414,921**
[45] **Date of Patent: ** Oct. 12, 1999**

[54] **BOTTOM SURFACE PORTION OF A SHOE
OUTSOLE**

[75] Inventor: **Richard Clarke**, Portland, Oreg.

[73] Assignee: **Nike, Inc.**, Beaverton, Oreg.

[**] Term: **14 Years**

[21] Appl. No.: **29/104,936**

[22] Filed: **May 13, 1999**

[51] **LOC (6) Cl.** **02-04**

[52] **U.S. Cl.** **D2/953; D2/947; D2/951;
D2/957**

[58] **Field of Search** D2/896, 897, 902,
D2/906, 908, 909, 914, 916, 919, 946-962,
964, 977; 36/3 B, 11.5, 12-15, 25 R, 28,
32 R, 44, 59 C, 66, 75 R, 76 R, 85, 101,
103, 104, 106, 113-115, 124, 126, 127-130

[56] **References Cited**

U.S. PATENT DOCUMENTS

D. 186,267	10/1959	Zerkowitz	D2/957
D. 236,392	8/1975	Sacre	D2/957
D. 253,319	11/1979	Dassler	D2/953
D. 255,173	6/1980	Finn	.	
D. 280,356	9/1985	Austin	.	
D. 324,764	3/1992	Allen	.	
D. 326,181	5/1992	Katz et al.	D2/960
D. 329,132	9/1992	Ostberg	D2/958
D. 354,162	1/1995	O'Rorke	D2/954
D. 369,234	4/1996	Fabio	D2/952
D. 387,895	12/1997	Cooper	D2/960
D. 391,747	3/1998	Avar	D2/961

D. 400,695	11/1998	Boatwalla	.	
D. 404,898	2/1999	Hudson	.	
2,928,192	3/1960	Green	36/32 R
4,399,621	8/1983	Dassler	36/32 R

OTHER PUBLICATIONS

Nike Footwear Catalog, Late Spring 1998, p. 19. Published Sep. 1997.
Nike Footwear Catalog, Spring 1998, p. 126. Published Jun. 1997.
Nike Footwear Catalog, Holiday 1997, p. 140. Published Mar. 1997.
Nike Footwear Catalog, Spring 1993, p. 98. Published Jun. 1992.
Nike Footwear Catalog, Spring 1992, p. 74. Published May 1991.

Primary Examiner—Celia Murphy
Attorney, Agent, or Firm—Banner & Witcoff, Ltd.

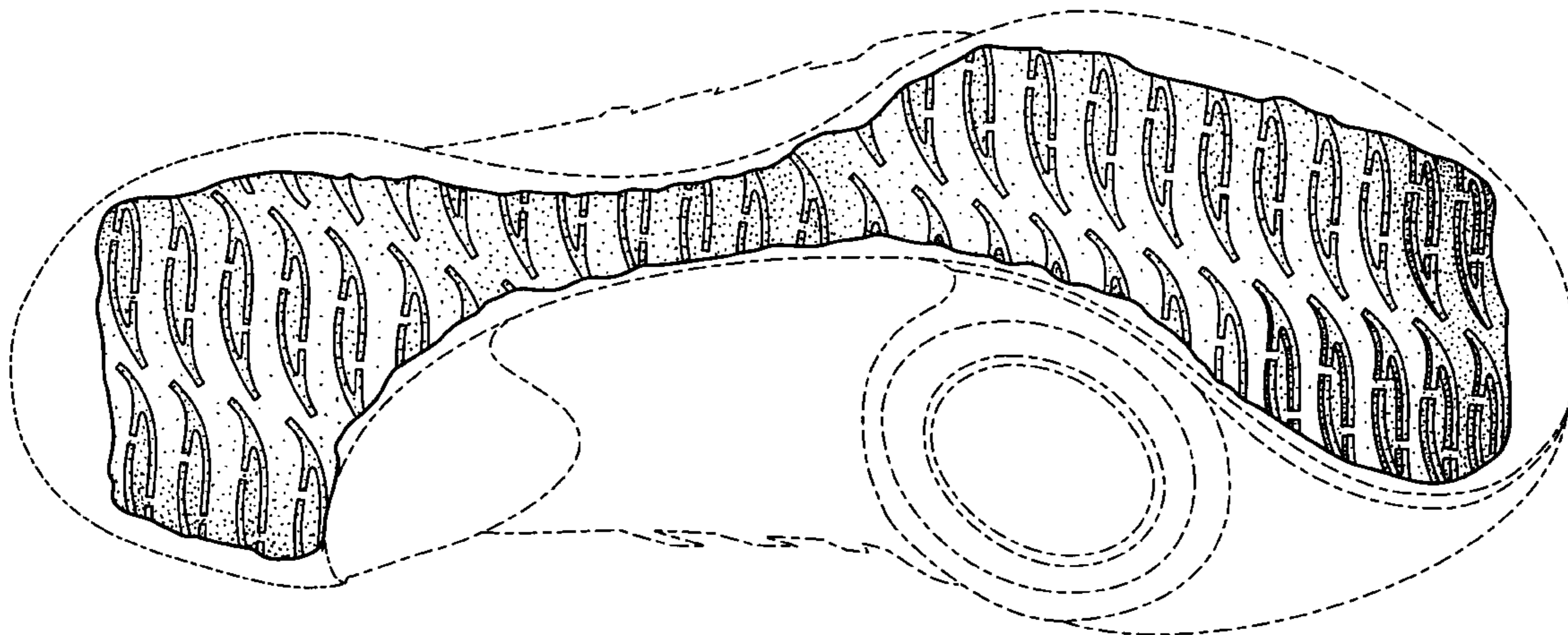
[57] **CLAIM**

The ornamental design for a bottom surface portion of a shoe outsole, as shown and described.

DESCRIPTION

FIG. 1 is a bottom plan view of a bottom surface portion of a shoe outsole showing my new design;
FIG. 2 is a front perspective view thereof; and,
FIG. 3 is a rear perspective view thereof.
The uneven broken line showing of the remainder of the shoe is for illustrative purposes only and forms no part of the claimed design.

1 Claim, 3 Drawing Sheets



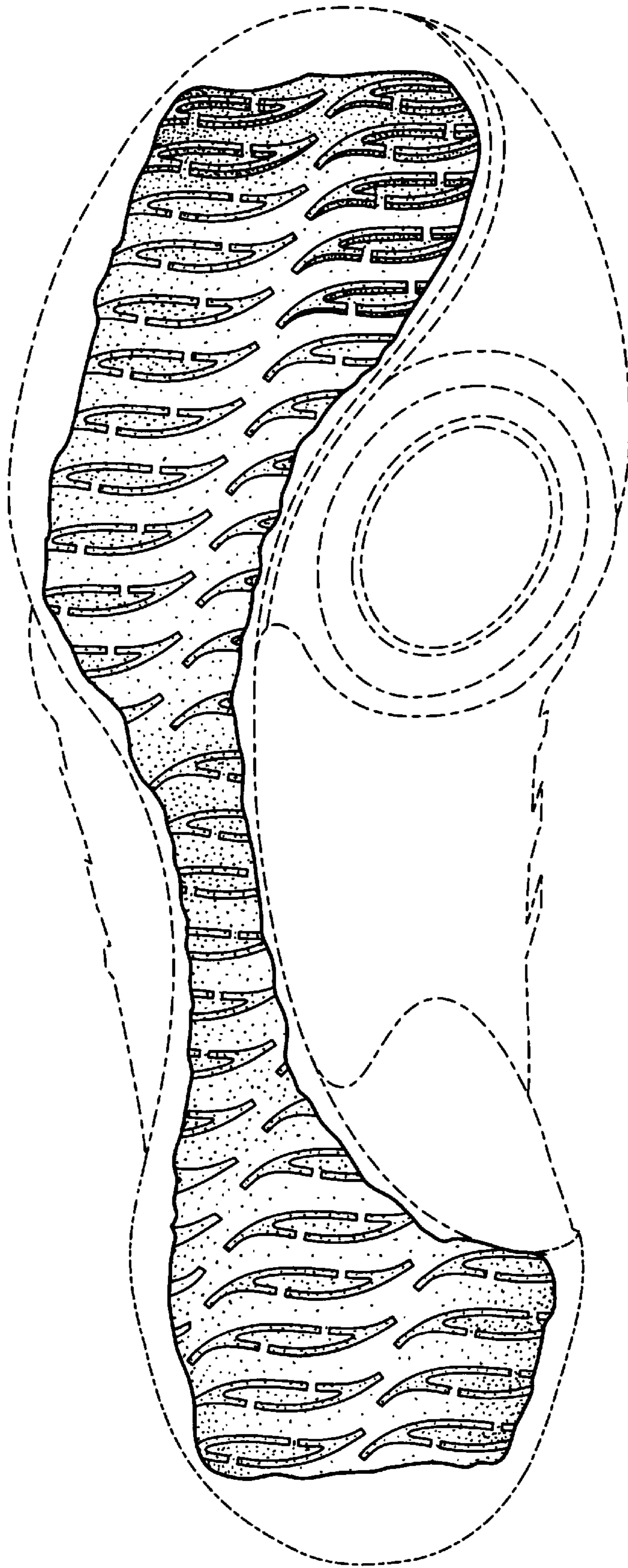


FIG. 1

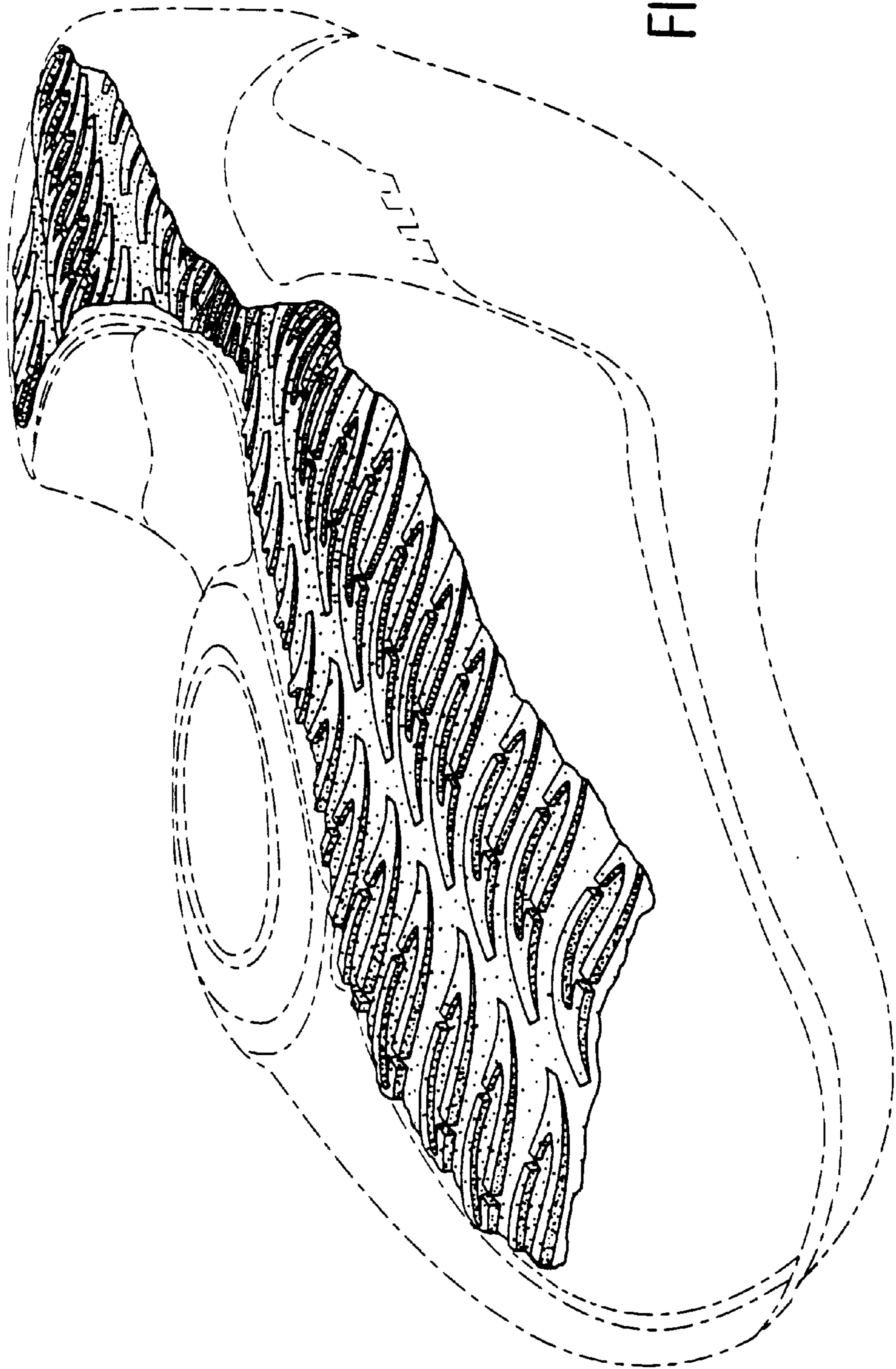


FIG. 2

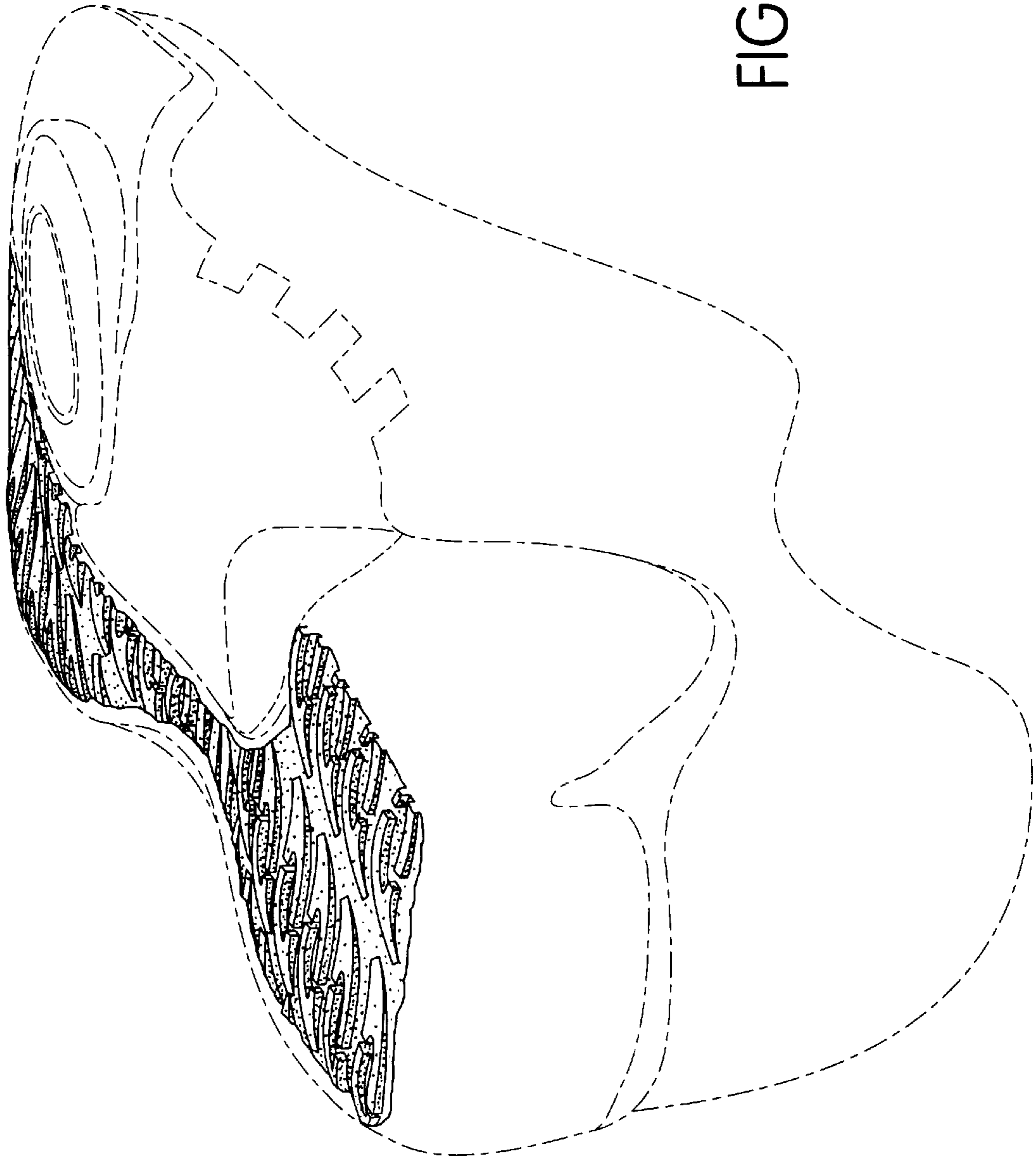


FIG. 3