



US00D414899S

United States Patent [19] Pinchuk

[11] **Patent Number: Des. 414,899**
[45] **Date of Patent: ** Oct. 5, 1999**

[54] **HANDLE FOR SHAVING APPARATUS**

[75] Inventor: **Rene C. Pinchuk**, Kensington, Calif.

[73] Assignee: **Sharper Image Corporation**, San Francisco, Calif.

[**] Term: **14 Years**

[21] Appl. No.: **29/094,126**

[22] Filed: **Sep. 25, 1998**

[51] **LOC (6) Cl. 28-03**

[52] **U.S. Cl. D28/48**

[58] **Field of Search D28/44-49; 30/32, 30/34.05, 34.2, 41, 41.5, 47-51, 42, 43, 44, 45, 526, 527, 530-533**

[56] **References Cited**

U.S. PATENT DOCUMENTS

D. 254,692	4/1980	Del Re	D28/46
D. 255,387	6/1980	Glaberson	D28/48
D. 259,743	6/1981	Hollinger	D28/46
D. 293,036	12/1987	Iten et al.	D28/48
D. 295,795	5/1988	Demars	D28/46
D. 306,216	2/1990	Gray	D28/45
D. 311,971	11/1990	Faerber	D28/46
D. 325,689	4/1992	Gray	D28/48
D. 363,141	10/1995	Burout et al.	D28/46
D. 365,419	12/1995	Kamiya	D28/48
3,609,862	10/1971	Ernstberger	30/539

4,914,816	4/1990	Fenn et al.	30/45
4,996,772	3/1991	Iten	30/41
5,526,568	6/1996	Copelan	30/531

OTHER PUBLICATIONS

Hong Kong Enterprise Oct. 1997, p. 495: item No. HP-012 indicated by arrow.

Primary Examiner—Ted Shooman

Assistant Examiner—C Tuttle

Attorney, Agent, or Firm—Flehr Hohbach Test Albritton & Herbert LLP


[57] **CLAIM**

The ornamental design for a handle for shaving apparatus, as shown and described.

DESCRIPTION

FIG. 1 is a top and rear perspective view of a handle for shaving apparatus showing my new design; FIG. 2 is a bottom and rear perspective view thereof; FIG. 3 is an inverted right side view thereof; FIG. 4 is an inverted left side view thereof; FIG. 5 is a front view thereof; FIG. 6 is a rear view thereof; FIG. 7 is a top plan view thereof; and, FIG. 8 is a bottom plan view thereof. The broken line showing of the razor head is for illustrative purposes only and forms no part of the claimed design.

1 Claim, 4 Drawing Sheets






FIGURE 1




FIGURE 2




FIGURE 3



FIGURE 4

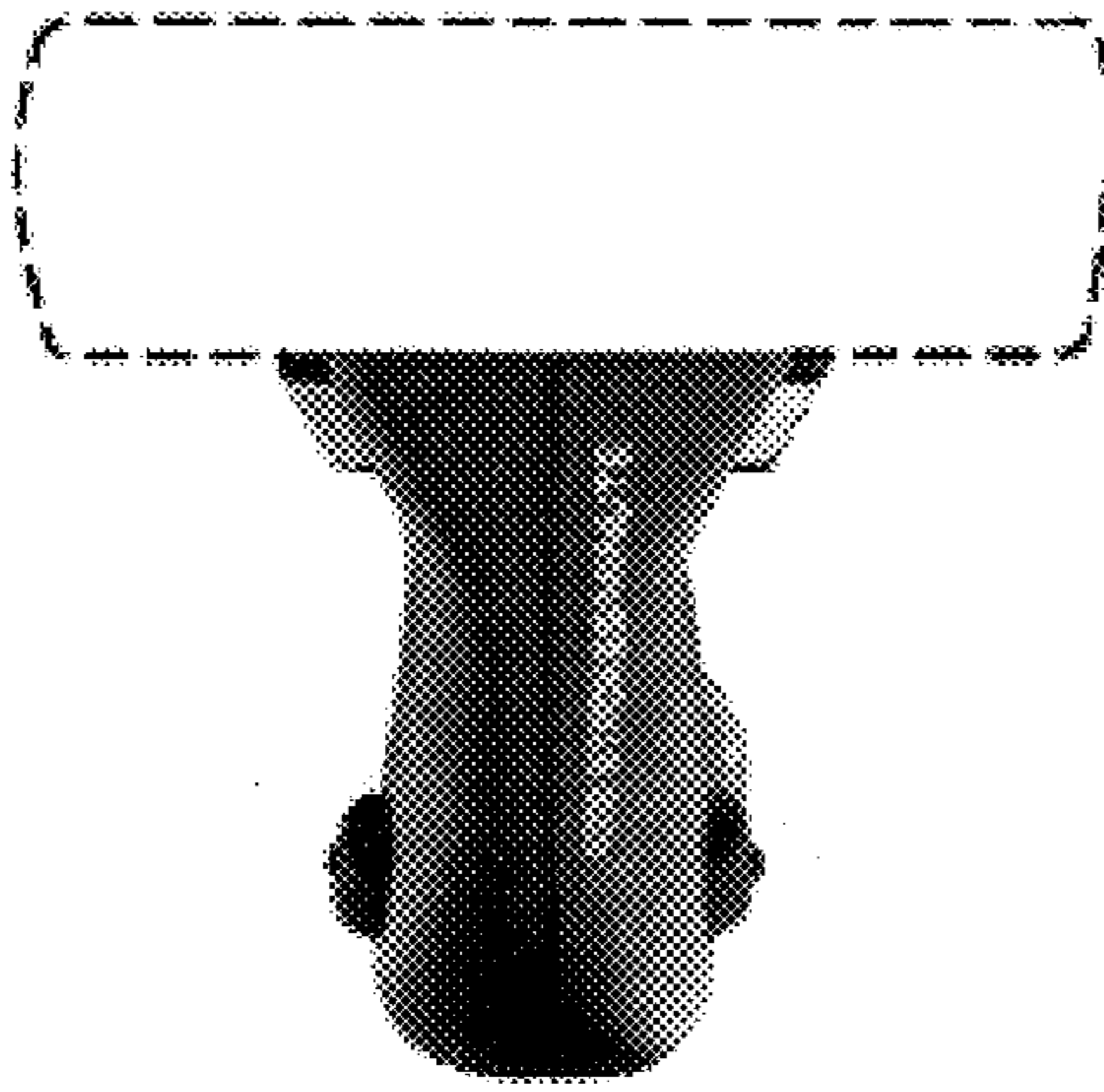


FIGURE 5




FIGURE 6




FIGURE 7




FIGURE 8