



US00D414893S

**United States Patent** [19]  
**Moore**

[11] **Patent Number: Des. 414,893**

[45] **Date of Patent: \*\* Oct. 5, 1999**

[54] **CIGAR CUTTER KEY RING**

889,556 6/1908 Stephens ..... 131/253

[76] Inventor: **Gary D. Moore**, 11020 Audelia, Suite B115, Dallas, Tex. 75205

*Primary Examiner*—Susan J. Lucas  
*Assistant Examiner*—Jennifer Regester  
*Attorney, Agent, or Firm*—Thompson & Knight

[\*\*] Term: **14 Years**

[57] **CLAIM**

[21] Appl. No.: **29/066,625**

The ornamental design for a cigar cutter key ring, as shown.

[22] Filed: **Feb. 20, 1997**

**DESCRIPTION**

[51] **LOC (6) Cl.** ..... **27-99**

[52] **U.S. Cl.** ..... **D27/195; D27/194**

[58] **Field of Search** ..... D27/194, 195;  
30/111, 112, 113, 109; 131/253; D10/119;  
D21/64; D3/221, 208


FIG. 1 is a perspective view of the cigar cutter key ring, showing my new design;  
FIG. 2 is a right side view thereof;  
FIG. 3 is a front side view thereof;  
FIG. 4 is a left side view thereof;  
FIG. 5 is a back side view thereof;  
FIG. 6 is a top end view thereof; and,  
FIG. 7 is a bottom end view thereof.

[56] **References Cited**

**U.S. PATENT DOCUMENTS**

- D. 283,451 4/1986 Kolpin ..... D27/195
- D. 301,513 6/1989 Wright ..... D3/208 X

**1 Claim, 1 Drawing Sheet**






FIG. 1

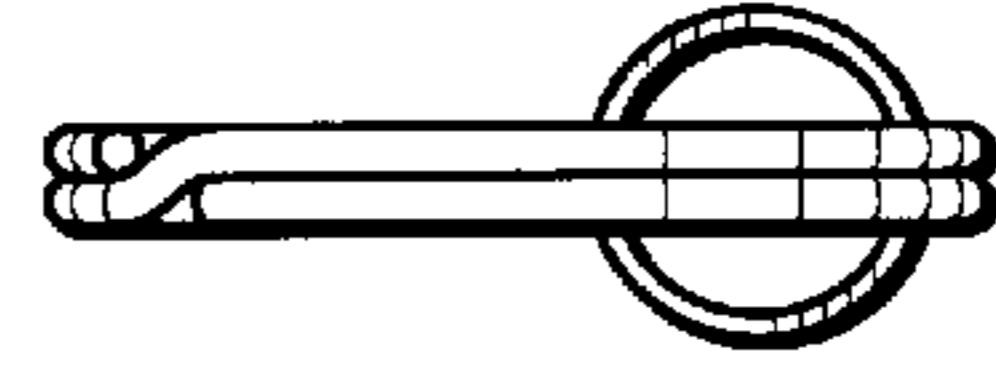


FIG. 6




FIG. 7

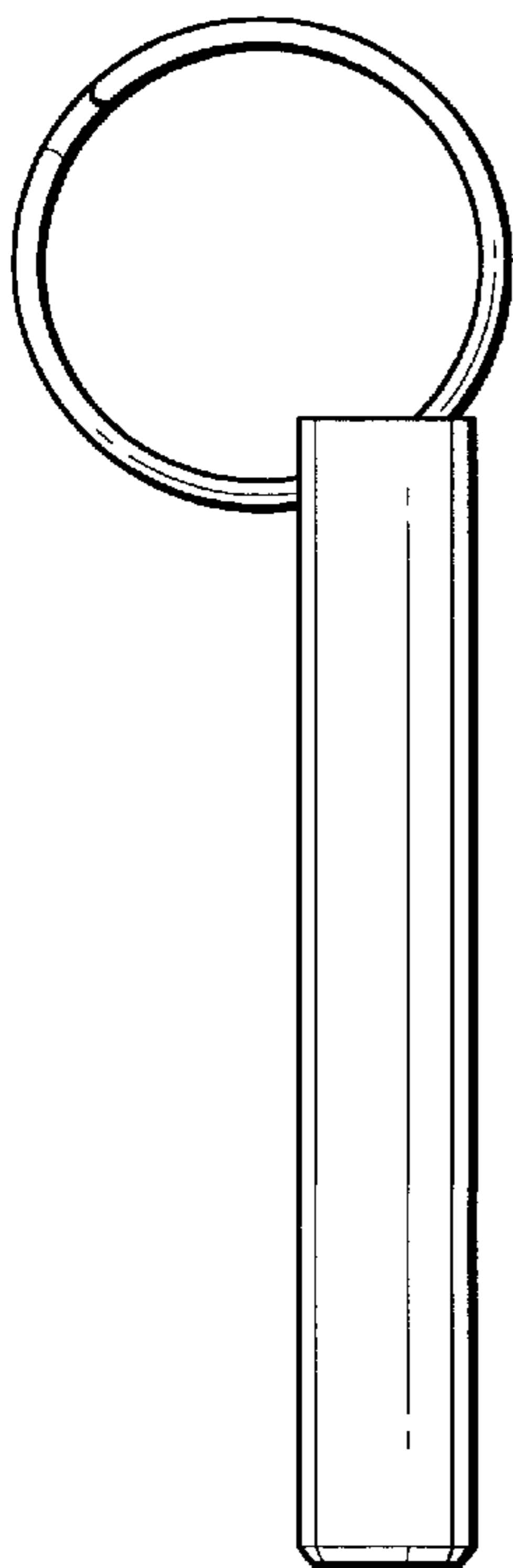


FIG. 2




FIG. 3

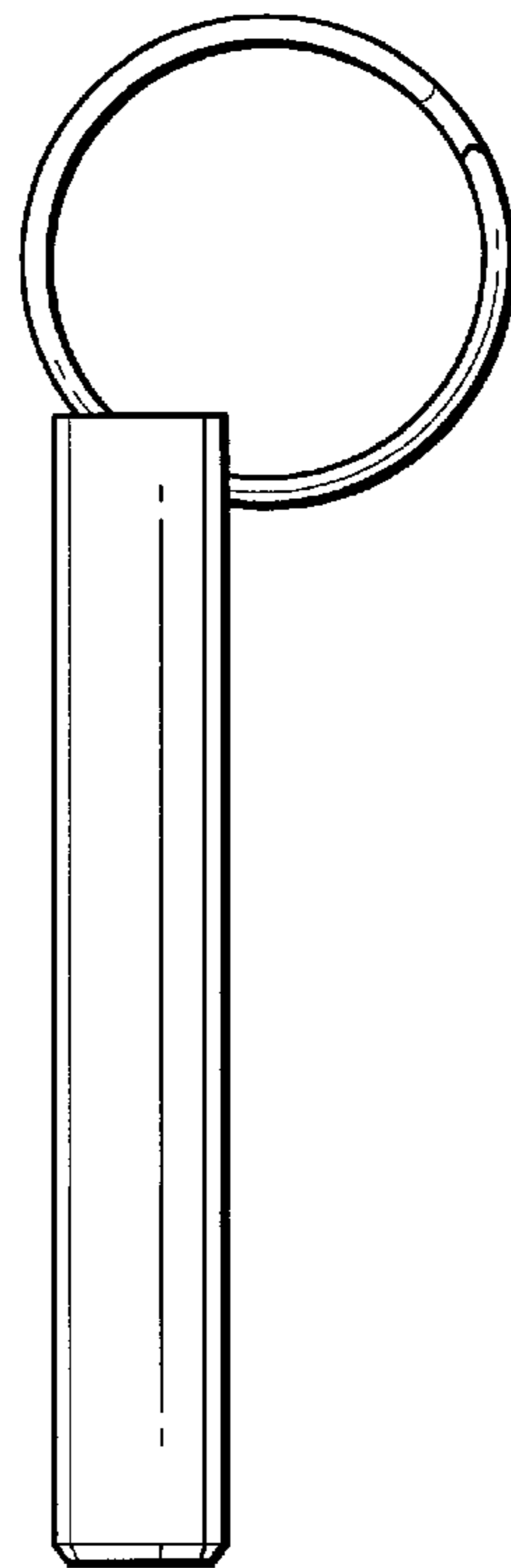


FIG. 4

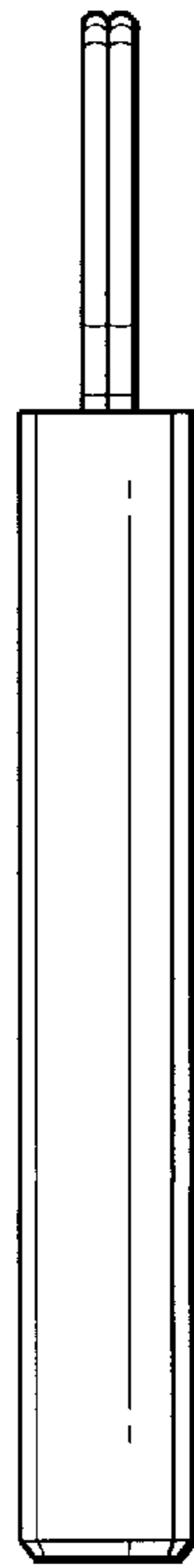


FIG. 5