



US00D414890S

# United States Patent [19] Kohlhase

[11] **Patent Number: Des. 414,890**

[45] **Date of Patent: \*\* Oct. 5, 1999**

[54] **LIGHTER**

[75] Inventor: **Jens Kohlhase**, Braunschweig,  
Germany

[73] Assignee: **Volkswagen AG**, Wolfsburg, Germany

[\*\*] Term: **14 Years**

[21] Appl. No.: **29/094,266**

[22] Filed: **Sep. 29, 1998**

[30] **Foreign Application Priority Data**

Mar. 30, 1998 [DE] Germany ..... M 98 03 222

[51] **LOC (6) Cl.** ..... **27-05**

[52] **U.S. Cl.** ..... **D27/154; D27/141**

[58] **Field of Search** ..... D27/139, 141,  
D27/147, 148, 150, 152, 153, 154, 155,  
156, 157, 160, 161; 431/147, 253, 142,  
127, 128, 254, 256

[56] **References Cited**

**U.S. PATENT DOCUMENTS**

D. 145,328 7/1946 Robboy ..... D27/152  
D. 242,726 12/1976 Okazawa ..... D27/156

D. 351,337 10/1994 Bonnema et al. .... D27/141  
D. 352,638 11/1994 Hsu ..... D27/154  
D. 364,245 11/1995 Anderson ..... D27/141  
2,094,622 10/1937 Schmitt ..... 431/147

*Primary Examiner*—Susan J. Lucas  
*Assistant Examiner*—Jennifer Rivard  
*Attorney, Agent, or Firm*—Cohen, Pontani, Lieberman &  
Pavane

[57] **CLAIM**

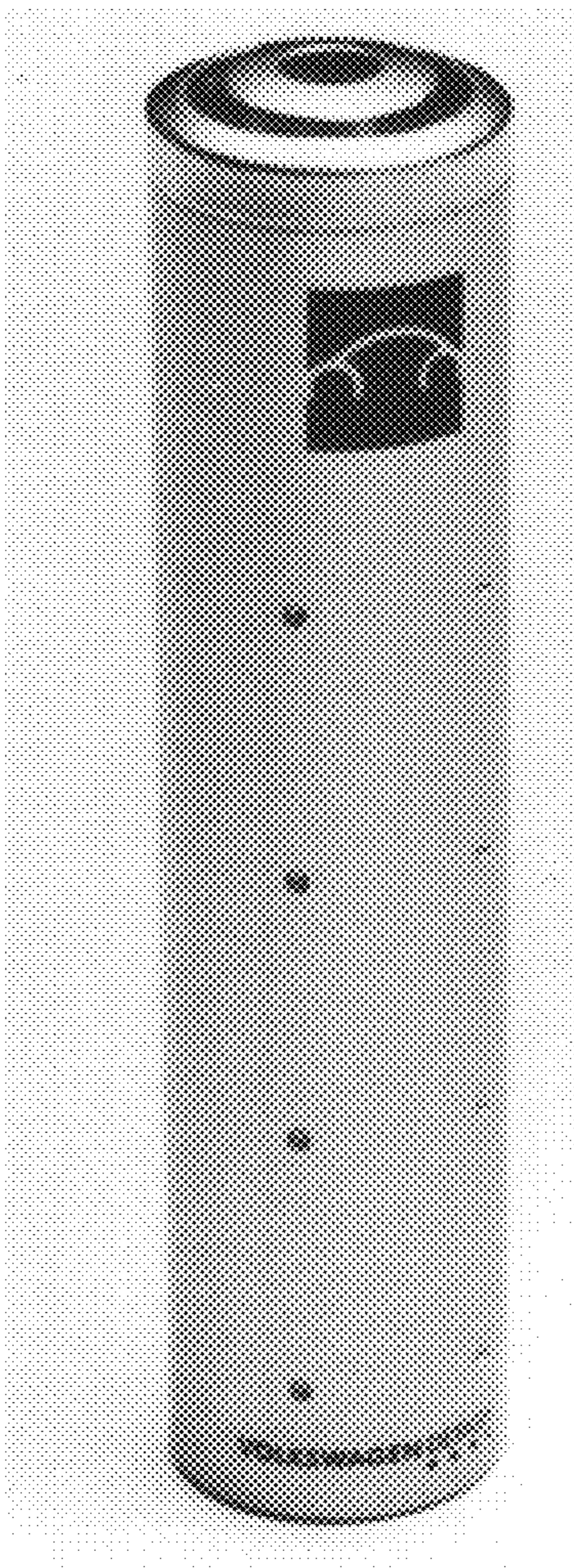
The ornamental design for a lighter, as shown and described.

**DESCRIPTION**

FIG. 1 is a front perspective view of the lighter of the present invention;  
FIG. 2 is a front elevational view thereof;  
FIG. 3 is a rear elevational view thereof;  
FIG. 4 is a right side view thereof;  
FIG. 5 is a left side view thereof;  
FIG. 6 is a top view thereof; and,  
FIG. 7 is a bottom view thereof.

Applicant disclaims written and graphic indicia appearing in FIGS. 1, 2, 4 and 5 as not constituting an integral part of the claimed design.

**1 Claim, 3 Drawing Sheets**





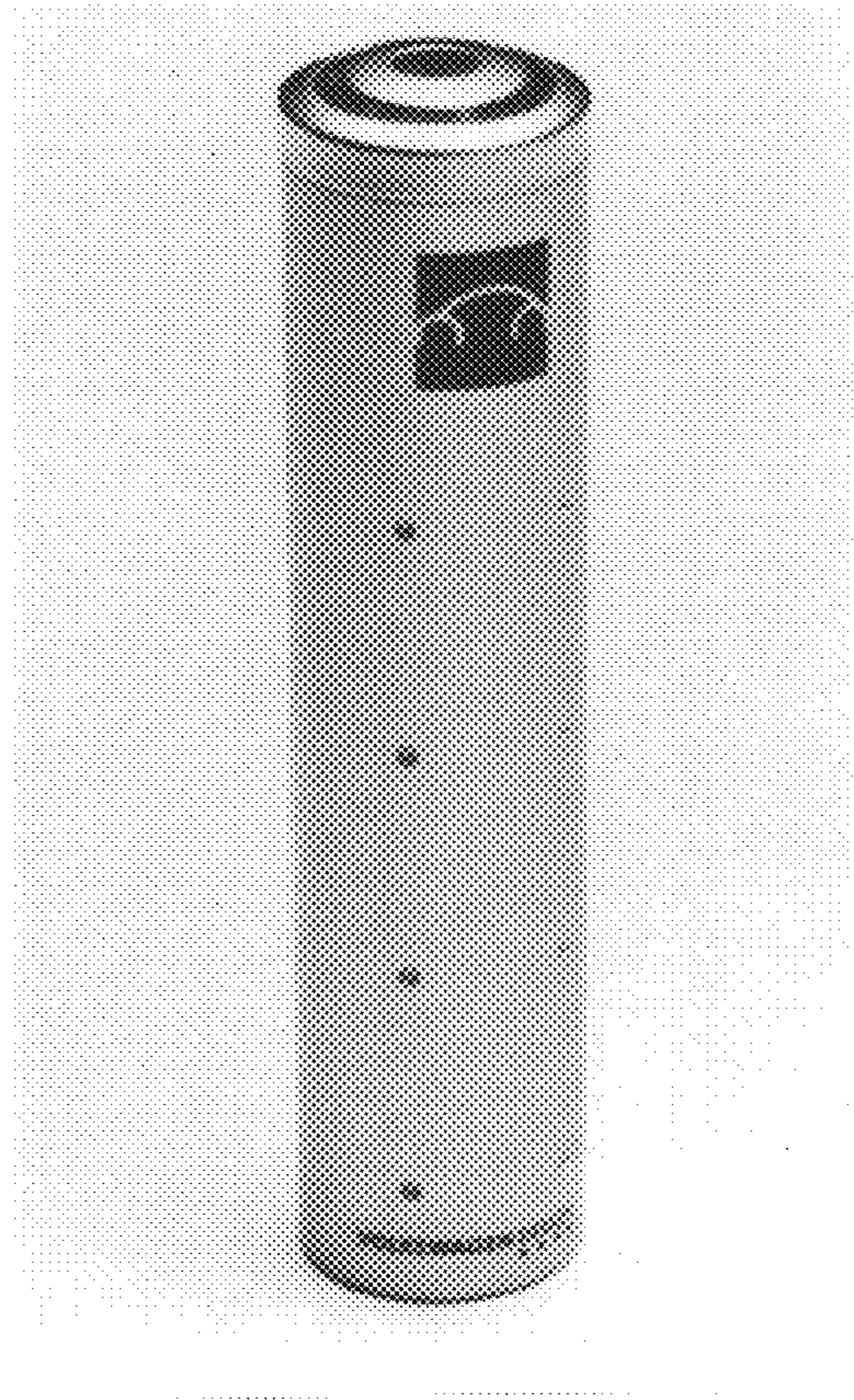


Fig. 1




Fig. 6






Fig. 7





**Fig. 2**



**Fig. 3**






Fig. 4




Fig. 5