



US00D414819S

United States Patent [19]

[11] **Patent Number: Des. 414,819**

Pool et al.

[45] **Date of Patent: ** Oct. 5, 1999**

[54] **SPORTSFAN NOVELTY ITEM**

D. 337,354 7/1993 Childs D21/400
D. 339,609 9/1993 Martin et al D20/29
D. 397,740 9/1998 Georgevich D21/400

[75] Inventors: **Mark T. Pool**, Delano; **Terry R. Pool**, Rockford, both of Minn.

Primary Examiner—Dominic Simone
Attorney, Agent, or Firm—Vidas, Arrett & Steinkraus, P.A.

[73] Assignee: **Display Sports, Inc.**, Delano, Minn.

[**] Term: **14 Years**

[57] **CLAIM**

[21] Appl. No.: **29/095,107**

The ornamental design for a sportsfan novelty item, as shown and described.

[22] Filed: **Oct. 16, 1998**

DESCRIPTION

[51] **LOC (6) Cl.** **21-01**

[52] **U.S. Cl.** **D21/400**

[58] **Field of Search** D21/400; D20/10, D20/20, 29; 40/586, 584

FIG. 1 is a perspective view of my design;
FIG. 2 is a front elevational view, the rear elevational view being substantially a mirror image thereof;
FIG. 3 is a left sided elevational view thereof;
FIG. 4 is a right sided elevational view thereof;
FIG. 5 is a top plan view thereof; and,
FIG. 6 is a bottom plan view thereof.

[56] **References Cited**

U.S. PATENT DOCUMENTS

D. 191,585 10/1961 Miller D21/400
D. 324,083 2/1992 Gelen D21/400

1 Claim, 1 Drawing Sheet

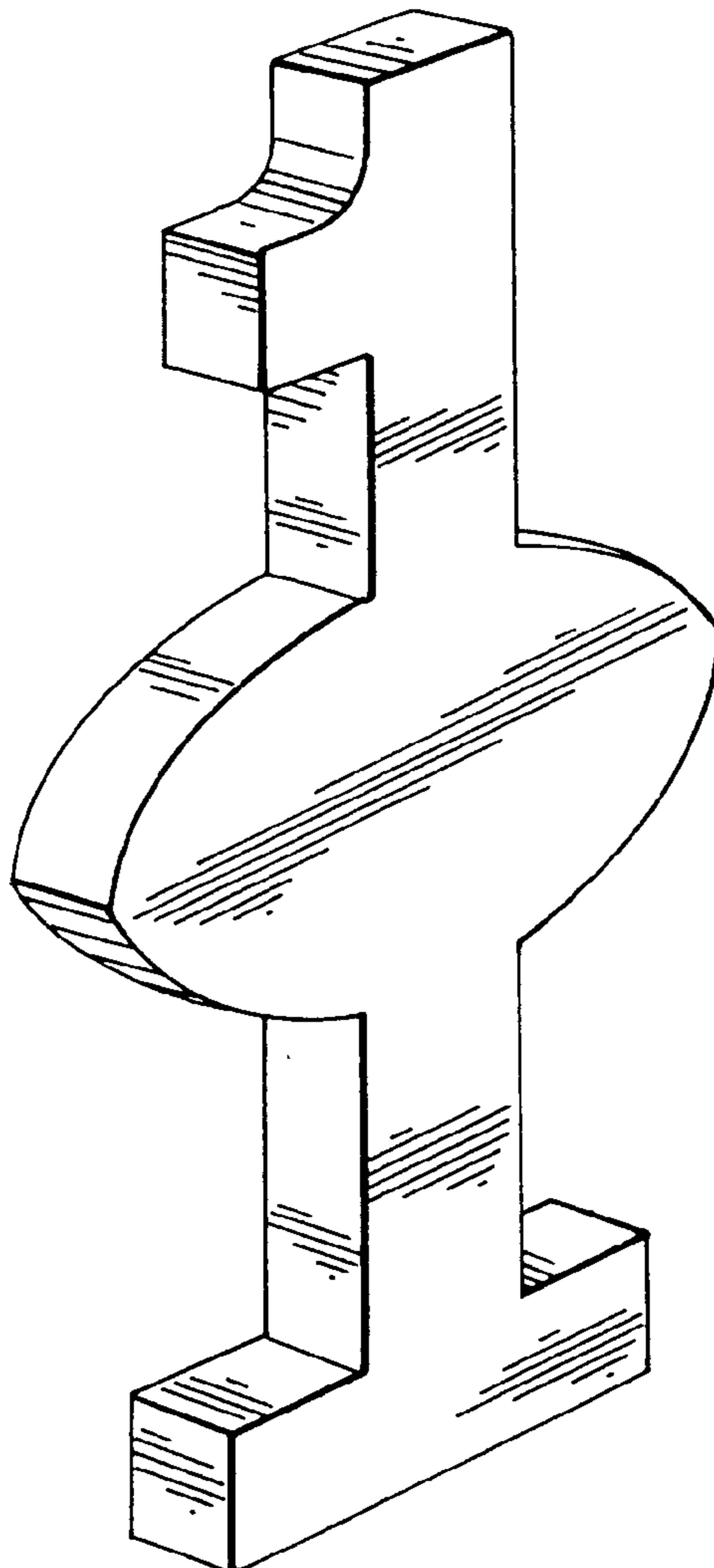


Fig. 1

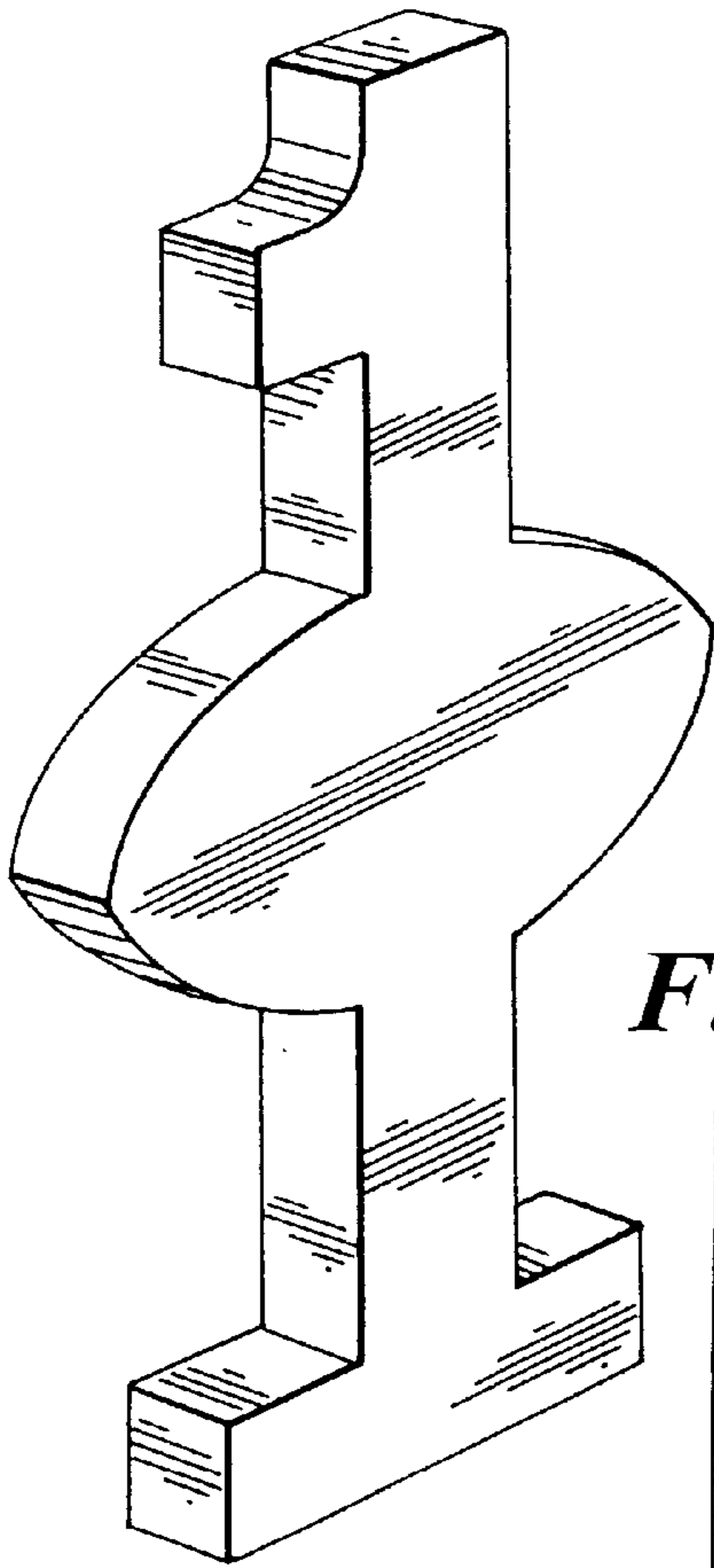


Fig. 2

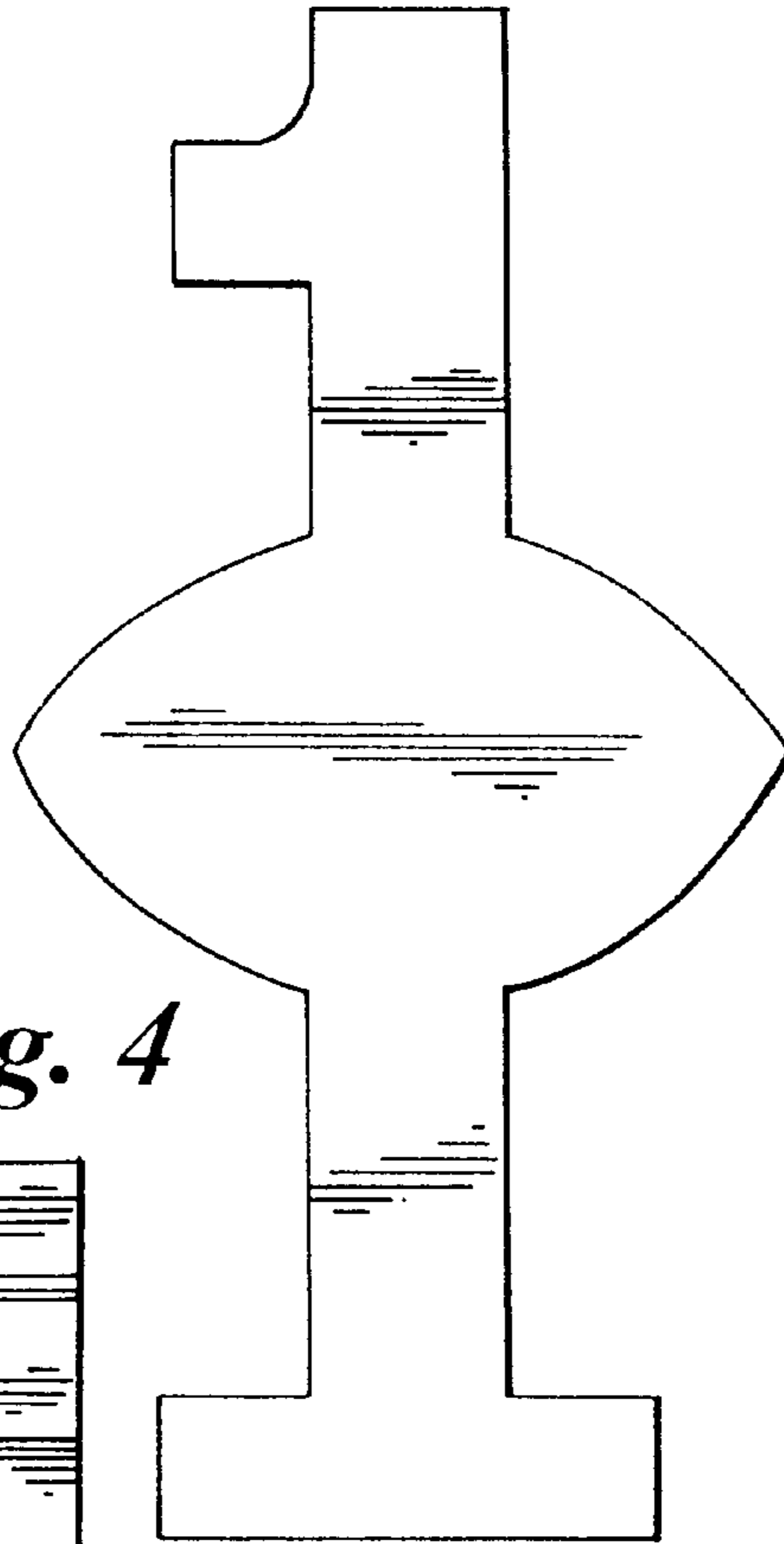


Fig. 3



Fig. 4

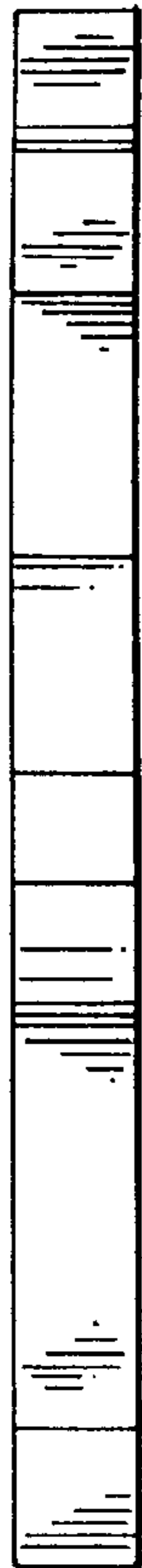


Fig. 5




Fig. 6

