



US00D414797S

United States Patent [19] Pollaro

[11] **Patent Number: Des. 414,797**
[45] **Date of Patent: ** Oct. 5, 1999**

[54] **GRAND PIANO**
[75] Inventor: **Frank Pollaro**, East Orange, N.J.
[73] Assignee: **Steinway, Inc.**, Waltham, Mass.
[**] Term: **14 Years**
[21] Appl. No.: **29/096,236**
[22] Filed: **Nov. 6, 1998**
[51] **LOC (6) Cl. 17-01**
[52] **U.S. Cl. D17/8; 84/177**
[58] **Field of Search D17/1, 2, 5, 6,**
D17/7, 8; D21/405; 84/174, 176, 177

D. 219,404 12/1970 White D17/8
D. 246,142 10/1977 Heumann D6/349
D. 318,059 7/1991 Castle D17/8
D. 322,089 12/1991 Orris D17/8
3,969,970 7/1976 Swift et al. 84/177

Primary Examiner—Adir Aronovich
Attorney, Agent, or Firm—Pennie & Edmonds LLP

[57] CLAIM


The ornamental design for a grand piano, as shown and described.

DESCRIPTION

FIG. 1 is a perspective view of a grand piano according to the present invention;
FIG. 2 is a top plan view thereof;
FIG. 3 is a front elevational view thereof;
FIG. 4 is a right side elevational view thereof;
FIG. 5 is a left side elevational view thereof;
FIG. 6 is a rear elevational view thereof; and
FIG. 7 is a bottom plan view thereof.

[56] **References Cited**
U.S. PATENT DOCUMENTS
D. 64,464 4/1924 Lehr D17/8
D. 74,771 3/1928 Zaiser D17/8
D. 78,246 4/1929 Zaiser D17/87
D. 113,631 3/1939 Gugler D17/8
D. 168,962 3/1953 Millington et al. D17/8

1 Claim, 7 Drawing Sheets




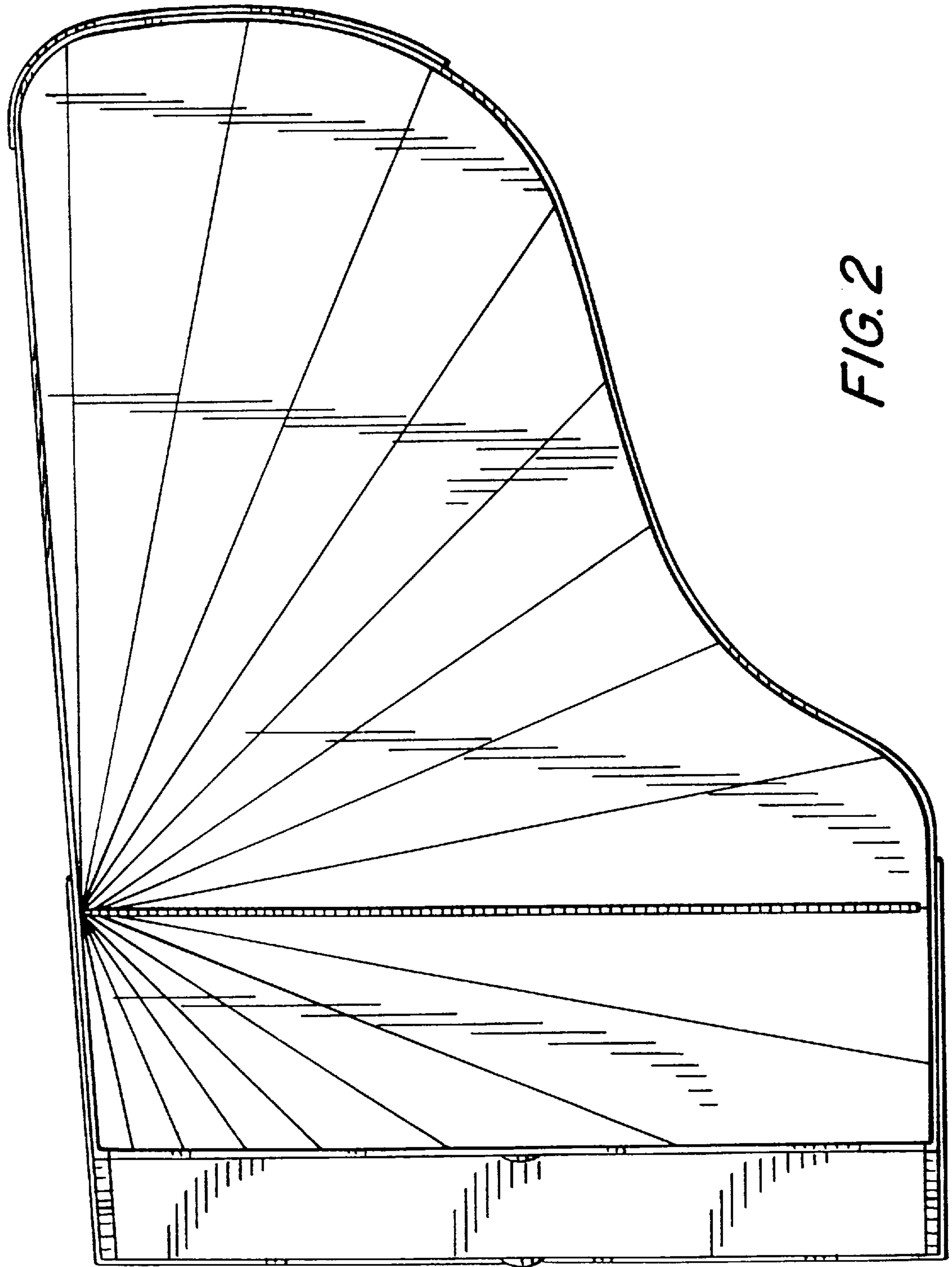


FIG. 1



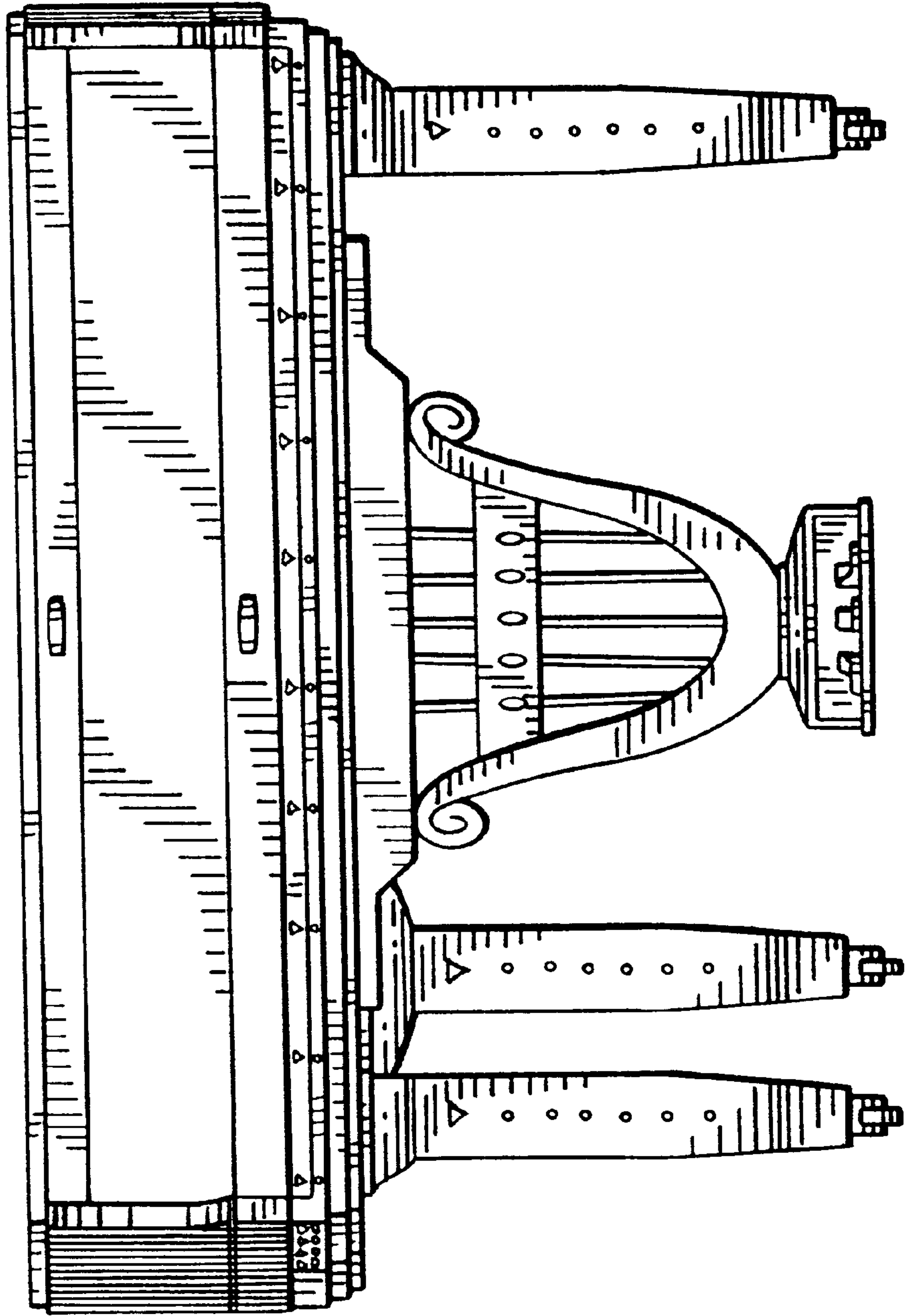


FIG. 3

FIG. 4

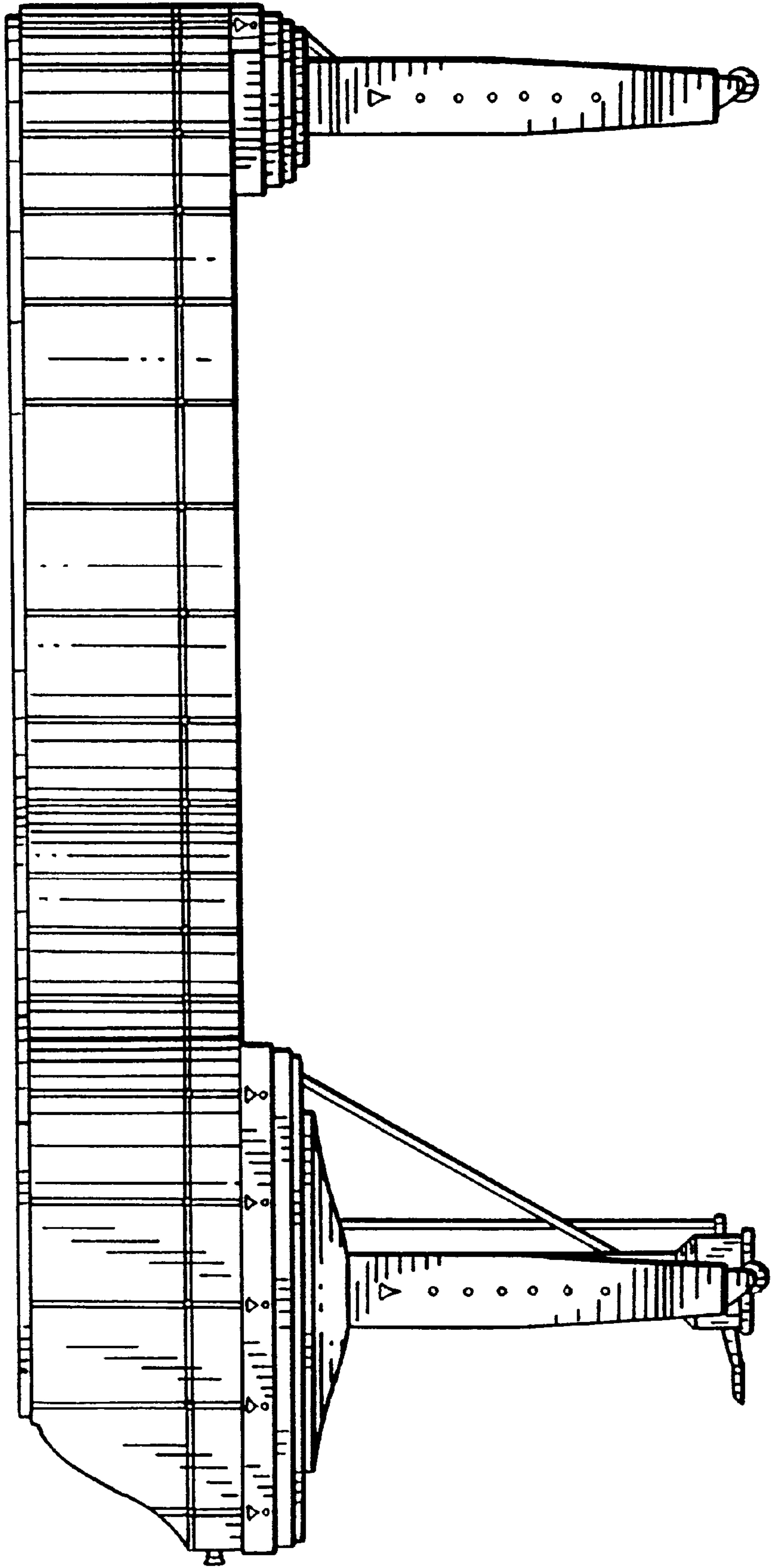


FIG. 5

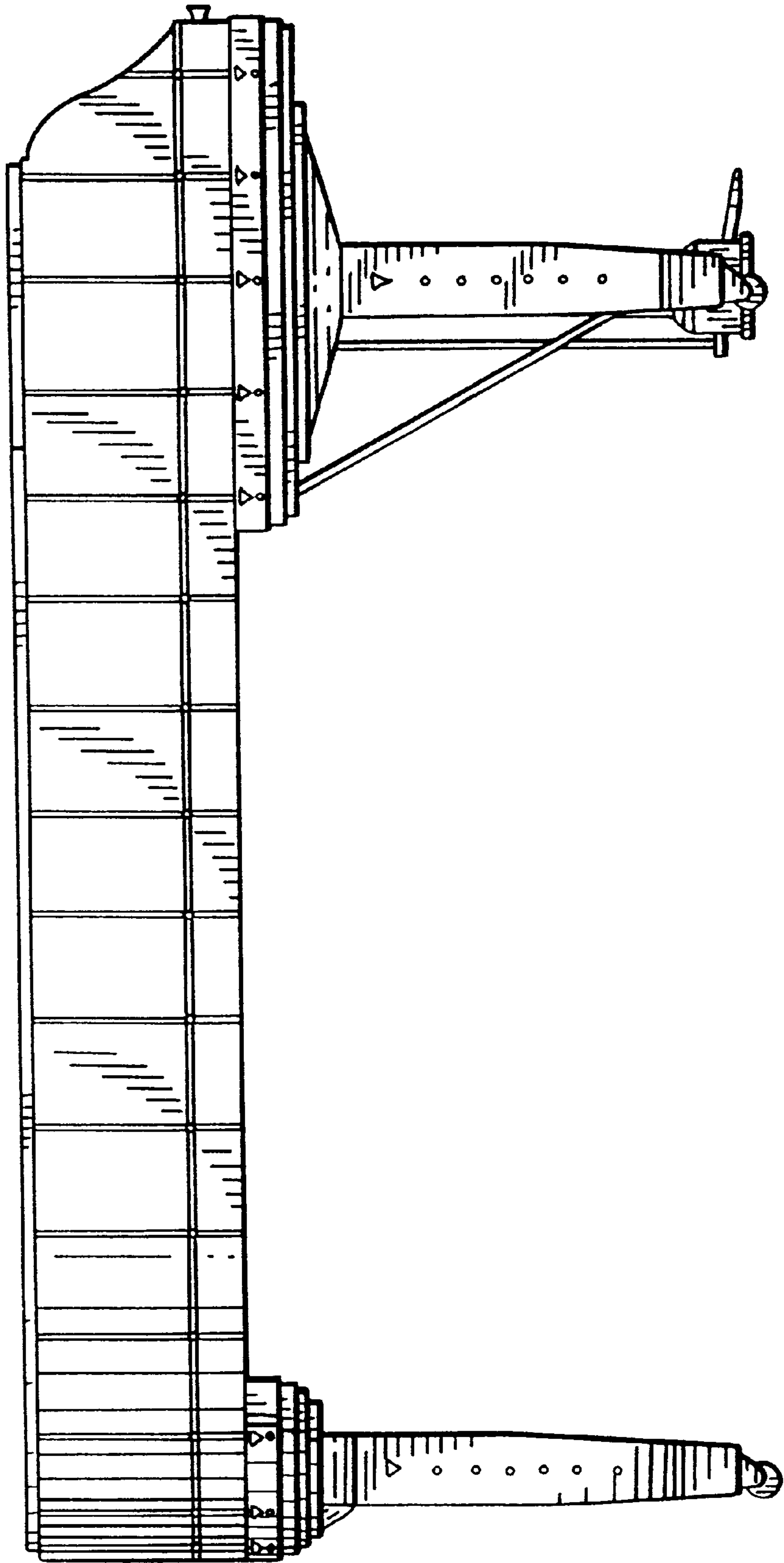


FIG. 6

