



US00D414782S

# United States Patent [19]

[11] **Patent Number: Des. 414,782**

**McSpadden et al.**

[45] **Date of Patent: \*\* \*Oct. 5, 1999**

[54] **CUSTOMER INTERFACE MODULE FOR FUEL DISPENSER**

[75] Inventors: **John S. McSpadden**, Greensboro, N.C.; **Cheryl Felix**, Bedford; **Charles C. Keane**, Hingham, both of Mass.

[73] Assignee: **Gilbarco Inc.**, Greensboro, N.C.

[\*] Notice: This patent is subject to a terminal disclaimer.

[\*\*] Term: **14 Years**

[21] Appl. No.: **29/098,127**

[22] Filed: **Dec. 22, 1998**

[51] **LOC (6) Cl.** ..... **15-02**

[52] **U.S. Cl.** ..... **D15/9.2**

[58] **Field of Search** ..... D15/9.1, 9.2; 137/234; 222/23, 26, 28, 71, 74, 372; 141/198; 251/129.04

[56] **References Cited**

**U.S. PATENT DOCUMENTS**

D. 235,917	7/1975	Hickey	.....	D15/9.1
D. 257,719	12/1980	Irion	.....	D15/9.1
D. 315,740	3/1991	Mack	.....	D15/9.1

**OTHER PUBLICATIONS**

“BP Apollo—NZ Trial Site Review” (Aug. 14, 1998).

“Loyalty Builders”. No date.

“V390” (1994).

“V390U” (1994).

“Customer Interface Terminal”. No date.

“Horizon 2000 Series Dispenser”. No date.

“The Premier Series H422B: with Insight” (Aug. 1997).

“Dispensers”. No date.

“The Advantage Series Model Guide” by Gilbarco Inc. (1996).

“Multidispenser Advantage”. No date.

“Universal Univision” by Universal Epsco, Inc. (1995).

“Centurion—A Sophisticated and Reliable Dispenser” by Schlumberger Electronics Transaction (1997).

*Primary Examiner*—Ralf Seifert

*Attorney, Agent, or Firm*—Jenkins & Wilson, P.A.

[57] **CLAIM**

The ornamental design for a customer interface module for fuel dispenser, as shown and described.

**DESCRIPTION**

FIG. 1 is a right front perspective view of a customer interface module for a fuel dispenser showing our new design;


FIG. 2 is a front elevational view thereof;

FIG. 3 is a second front elevational view thereof; and,

FIG. 4 is a second right front perspective view thereof.

The broken lines showing the hoses and fuel dispenser of the customer interface module for fuel dispenser in all of the drawing figures is for illustrative purposes only and forms no part of the claimed invention.

**1 Claim, 2 Drawing Sheets**



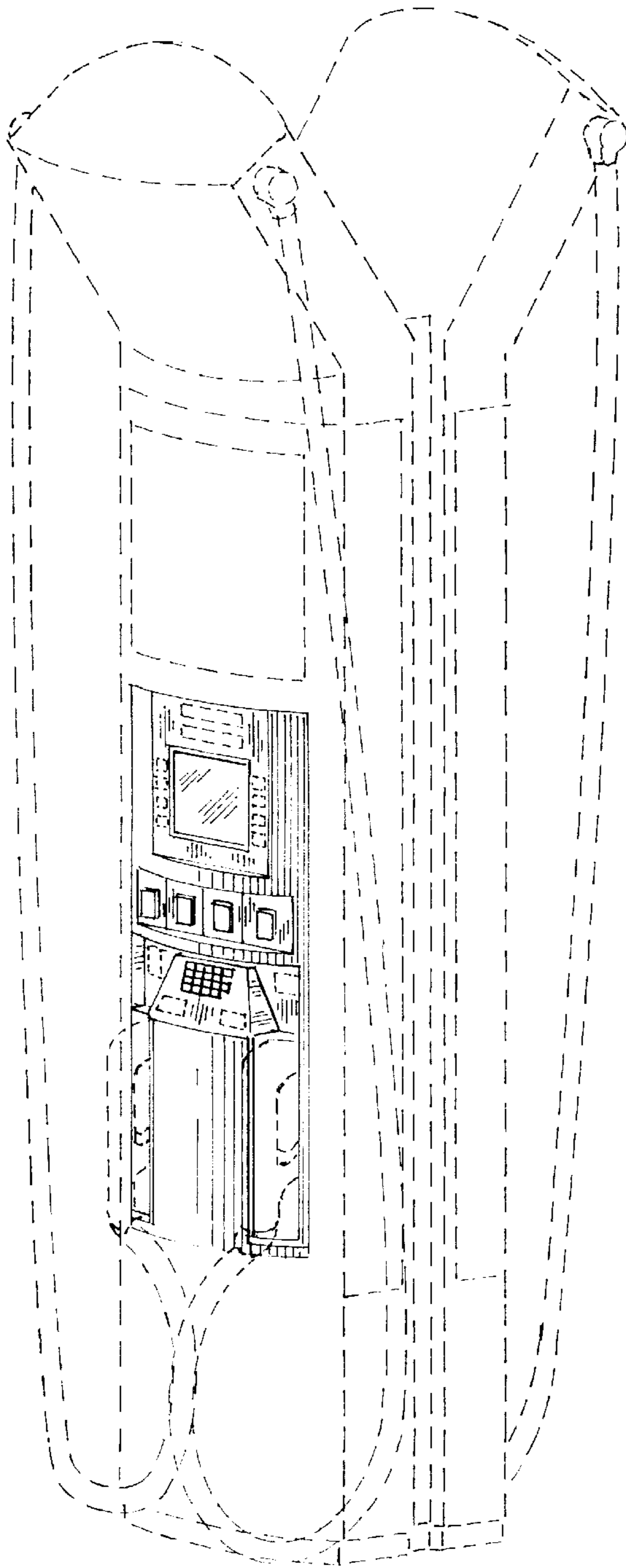


FIG. 1

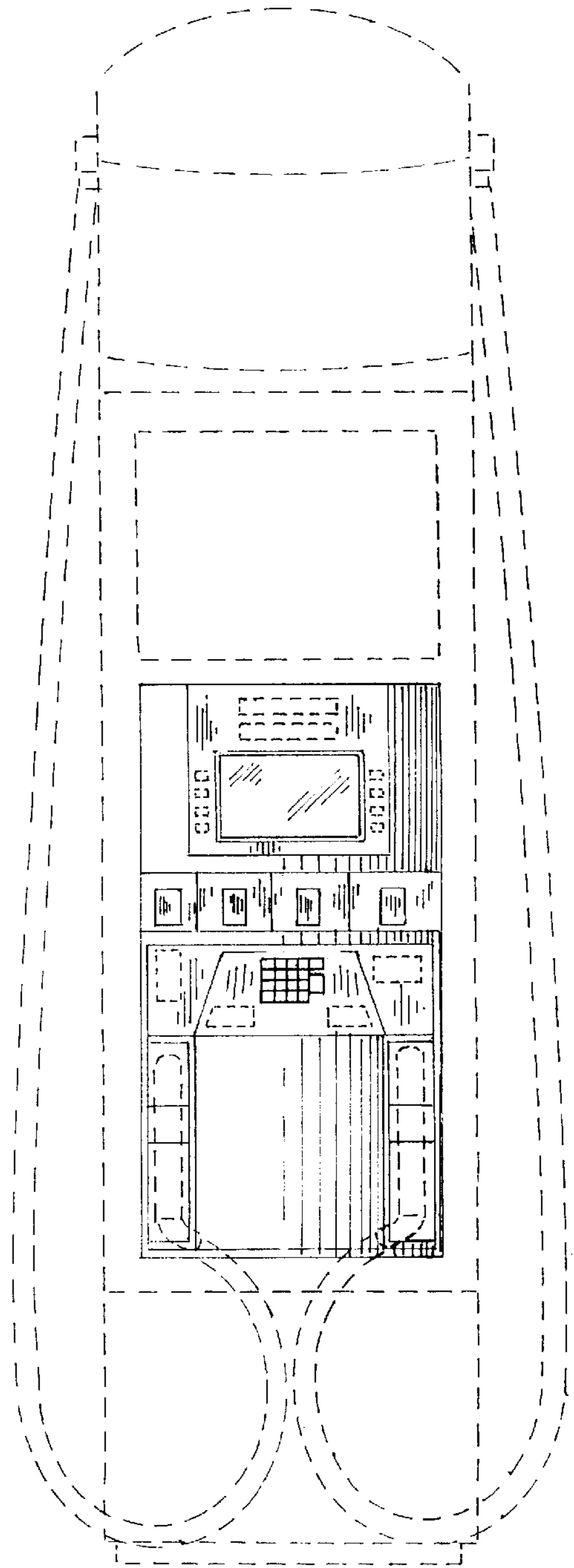


FIG. 2

FIG. 3

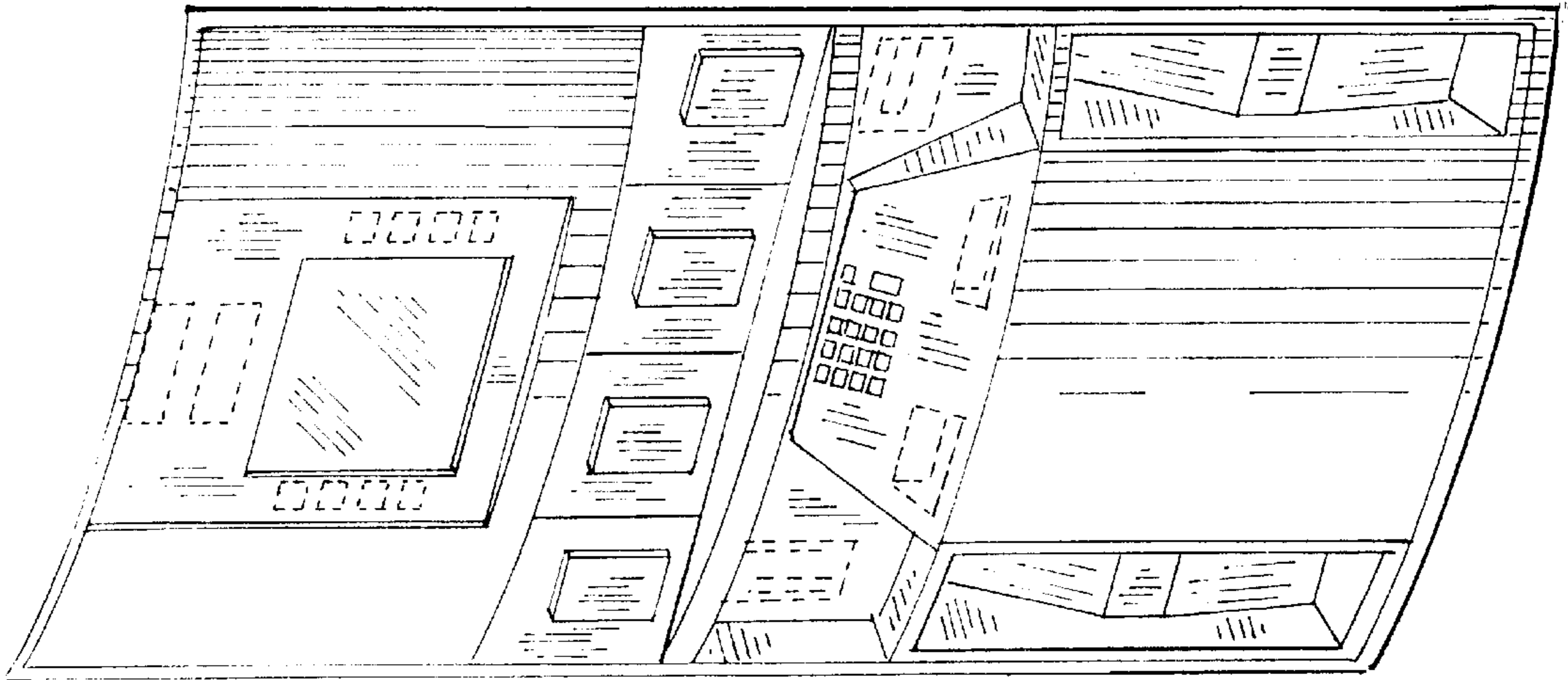


FIG. 4

