



US00D414742S

United States Patent [19] Chang

[11] Patent Number: Des. 414,742

[45] Date of Patent: ** Oct. 5, 1999

[54] BATTERY RECHARGER

[76] Inventor: **Yi-Huang Chang**, No. 5, 178 Lane,
Sec. 1, Ping-Tung Rd., Ping Chen City,
Taoyuan, Taiwan, 324

[**] Term: **14 Years**

[21] Appl. No.: **29/076,434**

[22] Filed: **Sep. 9, 1997**

[51] LOC (6) Cl. **13-02**

[52] U.S. Cl. **D13/107; D13/108**

[58] Field of Search D13/107, 108,
D13/118; D14/149, 251, 253; 320/110-115

[56] **References Cited**

U.S. PATENT DOCUMENTS

D. 301,455	6/1989	Hotsumi et al.	D13/108
D. 328,889	8/1992	Seki	D13/108
D. 349,097	7/1994	Watanabe	D13/108
D. 350,540	9/1994	Hyvonen	D14/149
D. 353,131	12/1994	Nagele	D13/107
D. 354,041	1/1995	Scheid et al.	D13/108
D. 358,364	5/1995	Siddoway	D13/108
D. 358,821	5/1995	Hellier et al.	D14/253
D. 361,069	8/1995	Hellier et al.	D14/253
D. 361,979	9/1995	Shirakawa et al.	D13/108
D. 367,641	3/1996	Ho	D13/108
D. 368,892	4/1996	Tanaka	D13/108

D. 369,344	4/1996	Lindeman et al.	D13/108
D. 380,729	7/1997	Richards et al.	D13/108
D. 385,252	10/1997	Snyder et al.	D13/108
5,233,281	8/1993	Chiang et al.	320/110
5,256,954	10/1993	Chen	320/110
5,280,229	1/1994	Faude et al.	320/110
5,656,914	8/1997	Nagele et al.	320/113
5,689,171	11/1997	Ludewig	320/110

OTHER PUBLICATIONS

NTT Do Co Mo, Mo Va 94-4, Japan, pp. 1,88, 90, Apr. 1994.

Primary Examiner—Joel Sincavage
Attorney, Agent, or Firm—Smith, Gambrell & Russell;
Beveridge, DeGrandi, Weilacher & Young Intellectual
Property Group

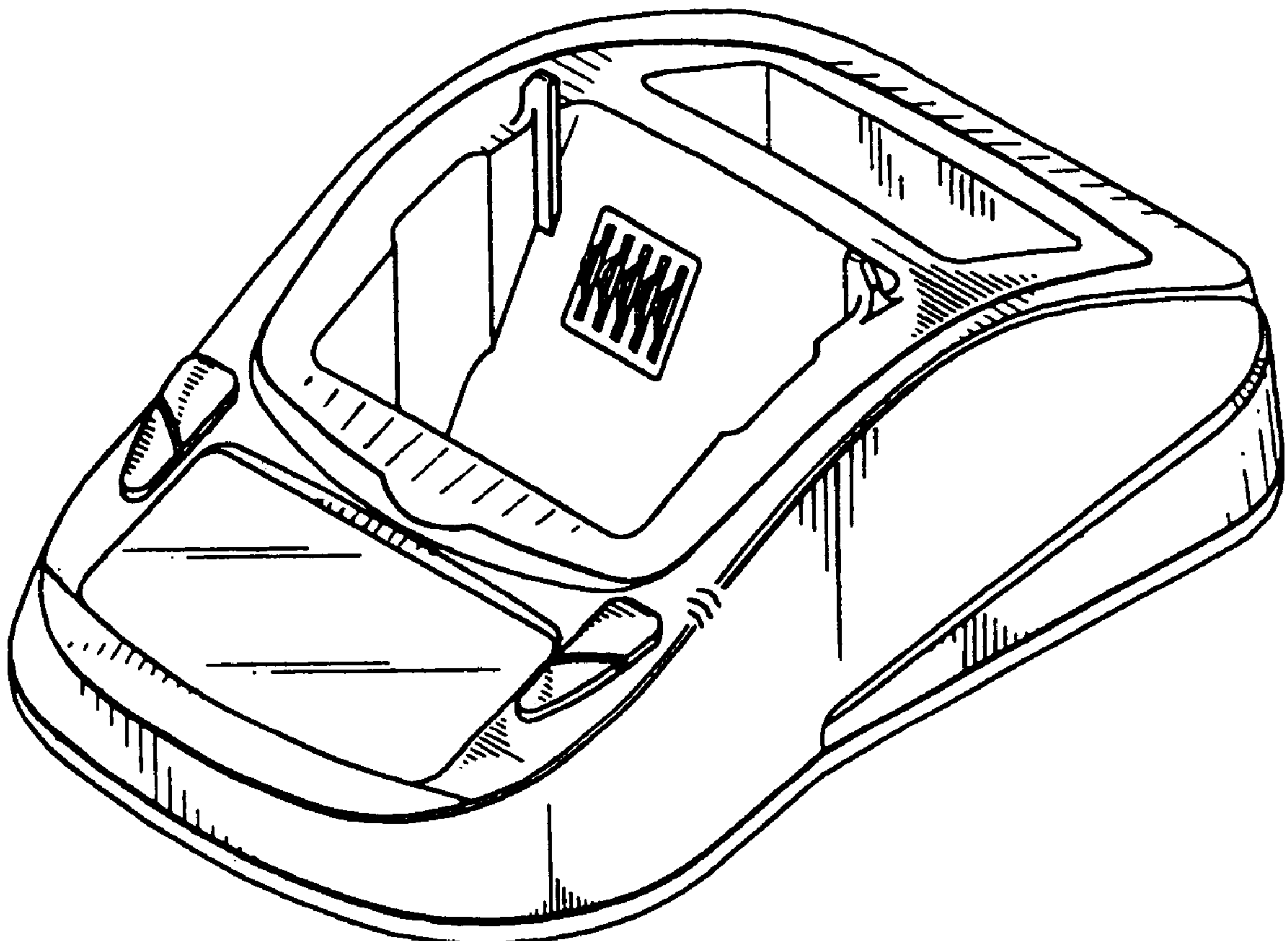
[57] **CLAIM**

The ornamental design for a battery recharger, as shown and described.

DESCRIPTION

FIG. 1 is a front elevational view of a battery recharger showing my new design;
FIG. 2 is a rear elevational view thereof;
FIG. 3 is a left side elevational view thereof;
FIG. 4 is a right side elevational view thereof;
FIG. 5 is a bottom plan view thereof; and,
FIG. 6 is a perspective view thereof.

1 Claim, 3 Drawing Sheets



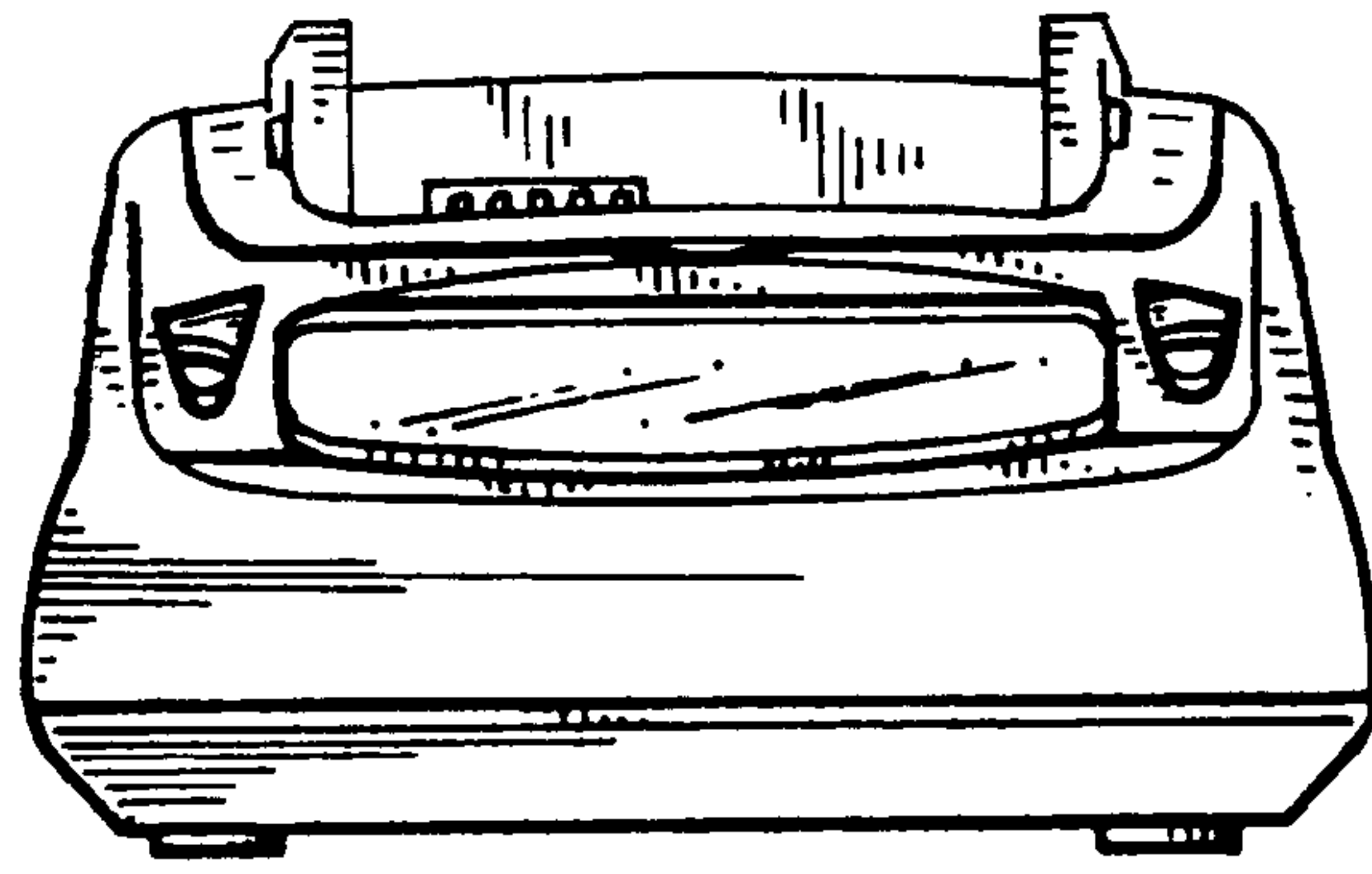


FIG. 1

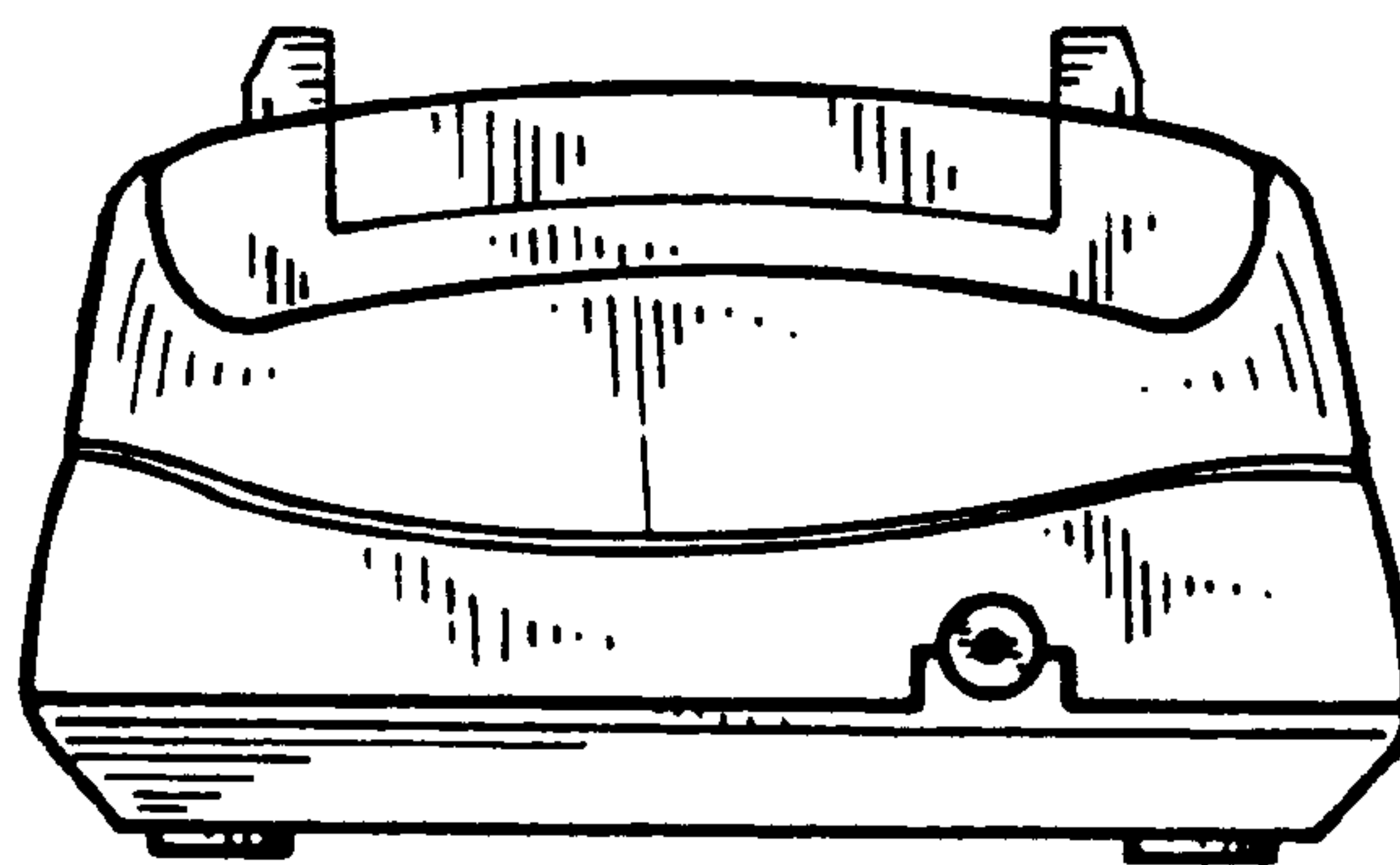


FIG. 2

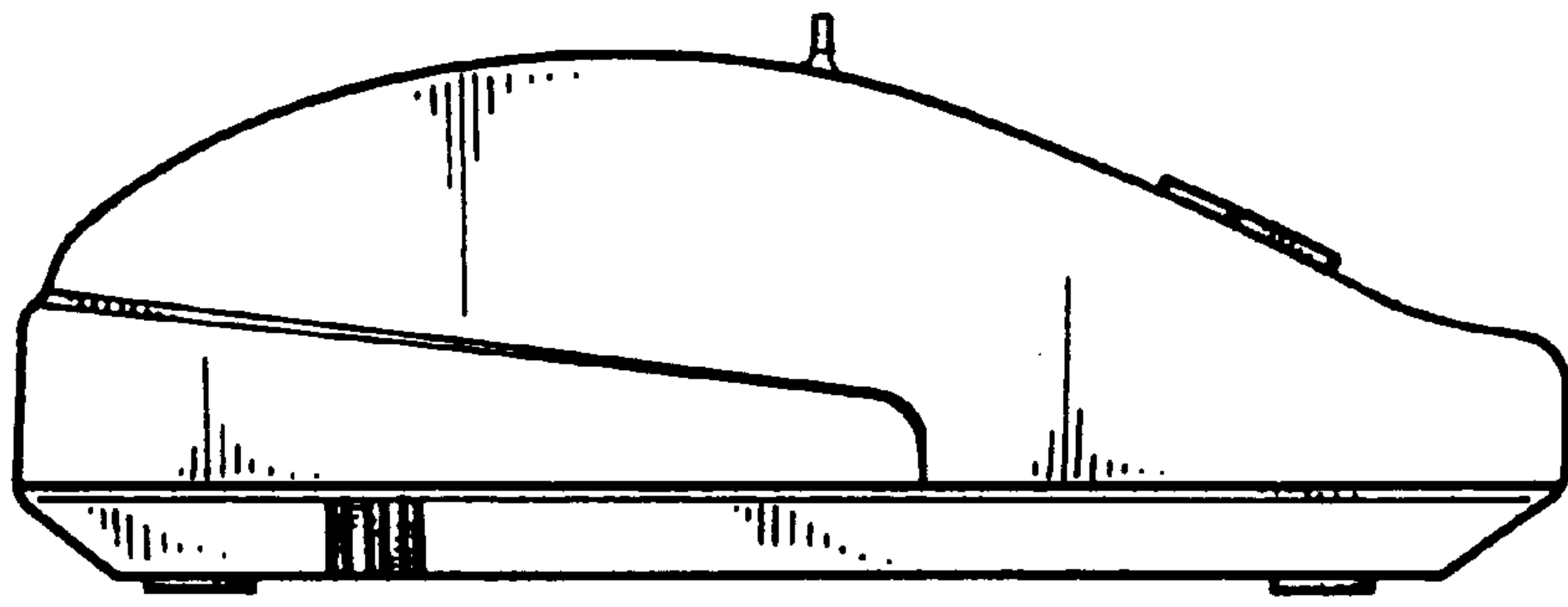


FIG. 3

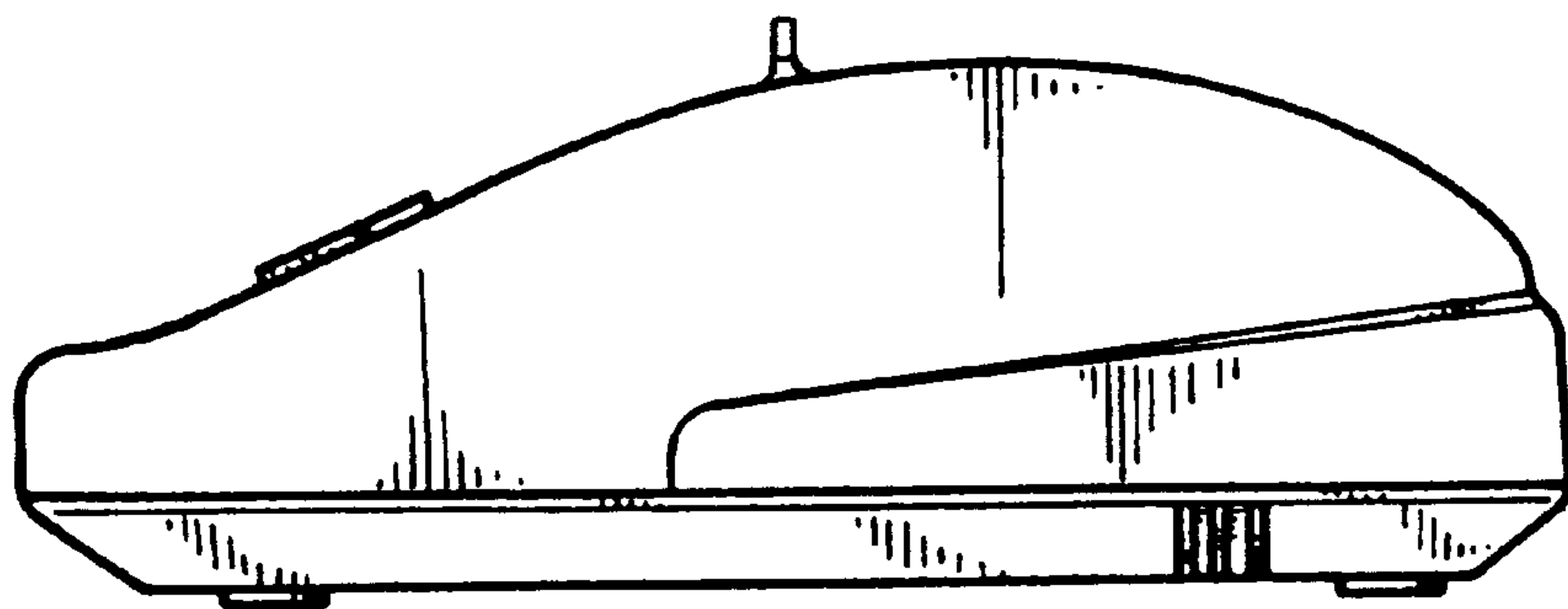


FIG. 4




FIG. 5

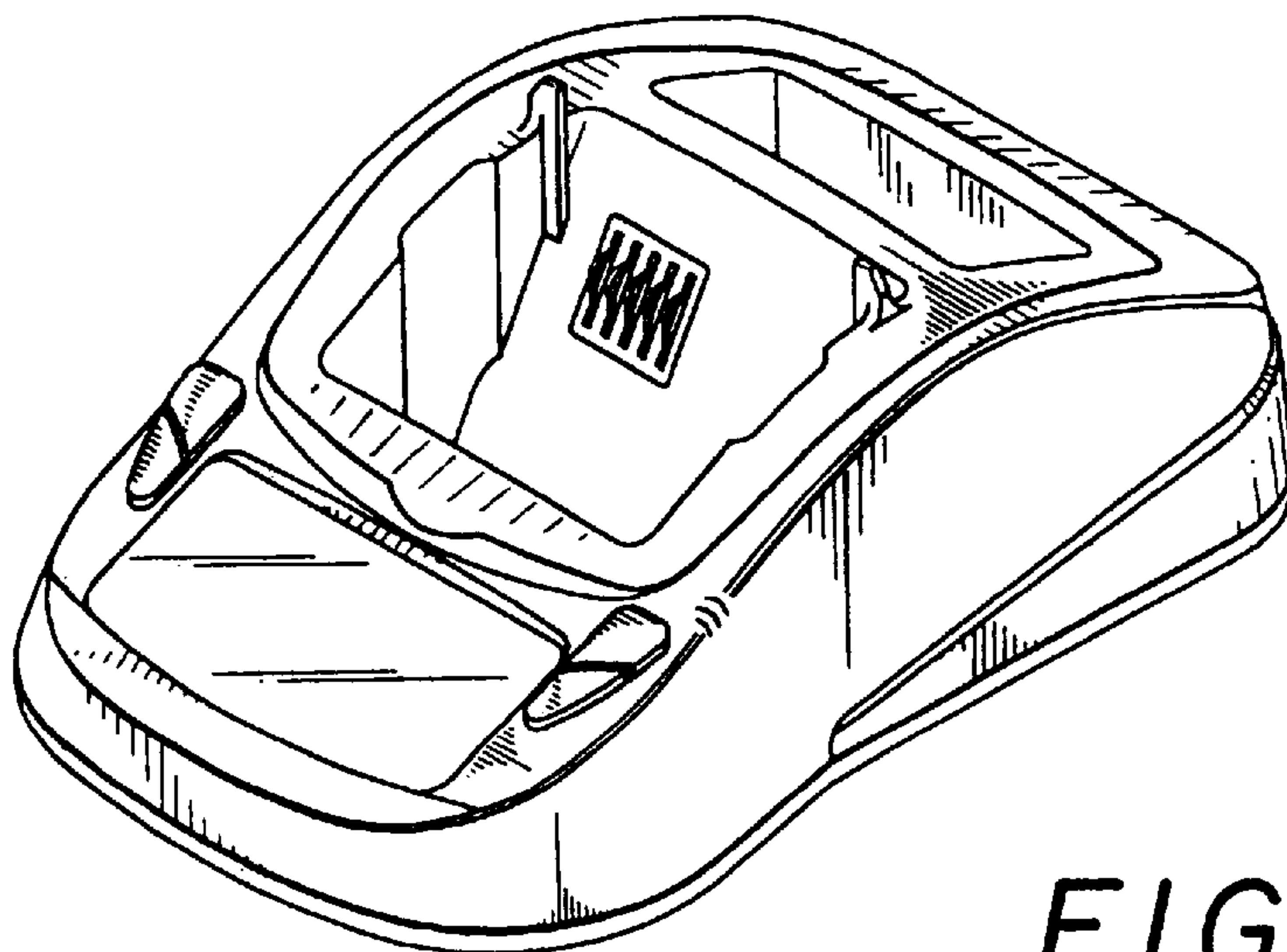


FIG. 6