



US00D414735S

United States Patent [19]

Gerisch et al.

[11] Patent Number: **Des. 414,735**

[45] Date of Patent: **** Oct. 5, 1999**

[54] **MOTOR VEHICLE BODY-BACK END**

[75] Inventors: **Mark E. Gerisch**, Two Rivers, Wis.;
Ronnie C. Sims, St. Clair Shores,
Mich.

[73] Assignee: **M&L Auto Specialists**, Two Rivers,
Wis.

[**] Term: **14 Years**

[21] Appl. No.: **29/087,195**

[22] Filed: **Apr. 28, 1998**

[51] **LOC (6) Cl.** **12-16**

[52] **U.S. Cl.** **D12/196**

[58] **Field of Search** D12/86, 90-92;
296/185

D. 324,007	2/1992	Gandini et al.	D12/90
D. 331,731	12/1992	Campbell et al.	D12/92
D. 347,409	5/1994	Jungst	D12/92
D. 357,887	5/1995	Sacco et al.	D12/92
D. 358,569	5/1995	Ramaciotti	D12/92
D. 360,609	7/1995	Ramaciotti	D12/196
D. 361,046	8/1995	Watkins et al.	D12/92
D. 374,847	10/1996	Gisser	D12/92
D. 378,203	2/1997	Huang	D12/92
D. 404,691	1/1999	Gerisch et al.	D12/92
D. 409,129	5/1999	Gerisch et al.	D12/196
D. 410,222	5/1999	Hayashi	D12/196
4,966,408	10/1990	Yura	296/185
5,042,870	8/1991	Yura	296/180.1

Primary Examiner—Melody N. Brown
Attorney, Agent, or Firm—Whyte Hirschboeck Dudek

[57] **CLAIM**

The ornamental design for a motor vehicle body-back end, as shown and described.

DESCRIPTION

FIG. 1 is a front perspective view of a motor vehicle body showing our new design;
FIG. 2 is a rear perspective view;
FIG. 3 is a side elevation taken from the left of FIG. 1, with the opposite side being a mirror image;
FIG. 4 is a top plan view; and,
FIG. 5 is a rear elevation view.
The broken lines shown in all figures are for illustrative purposes only and form no part of the claimed design.

1 Claim, 4 Drawing Sheets

[56] **References Cited**

U.S. PATENT DOCUMENTS

D. 217,599	5/1970	Abarth	D14/3
D. 218,340	8/1970	McLaren	D34/15
D. 222,583	11/1971	Watson	D14/3
D. 233,512	11/1974	Love et al.	D12/91
D. 233,831	12/1974	Haga et al.	D12/91
D. 243,595	3/1977	Belz	D12/92
D. 243,838	3/1977	Peterson	D12/91
D. 284,749	7/1986	Schultz	D12/92
D. 293,310	12/1987	Clark et al.	D12/90
D. 296,196	6/1988	Fujimura	D12/90
D. 306,274	2/1990	Fioravanti	D12/91

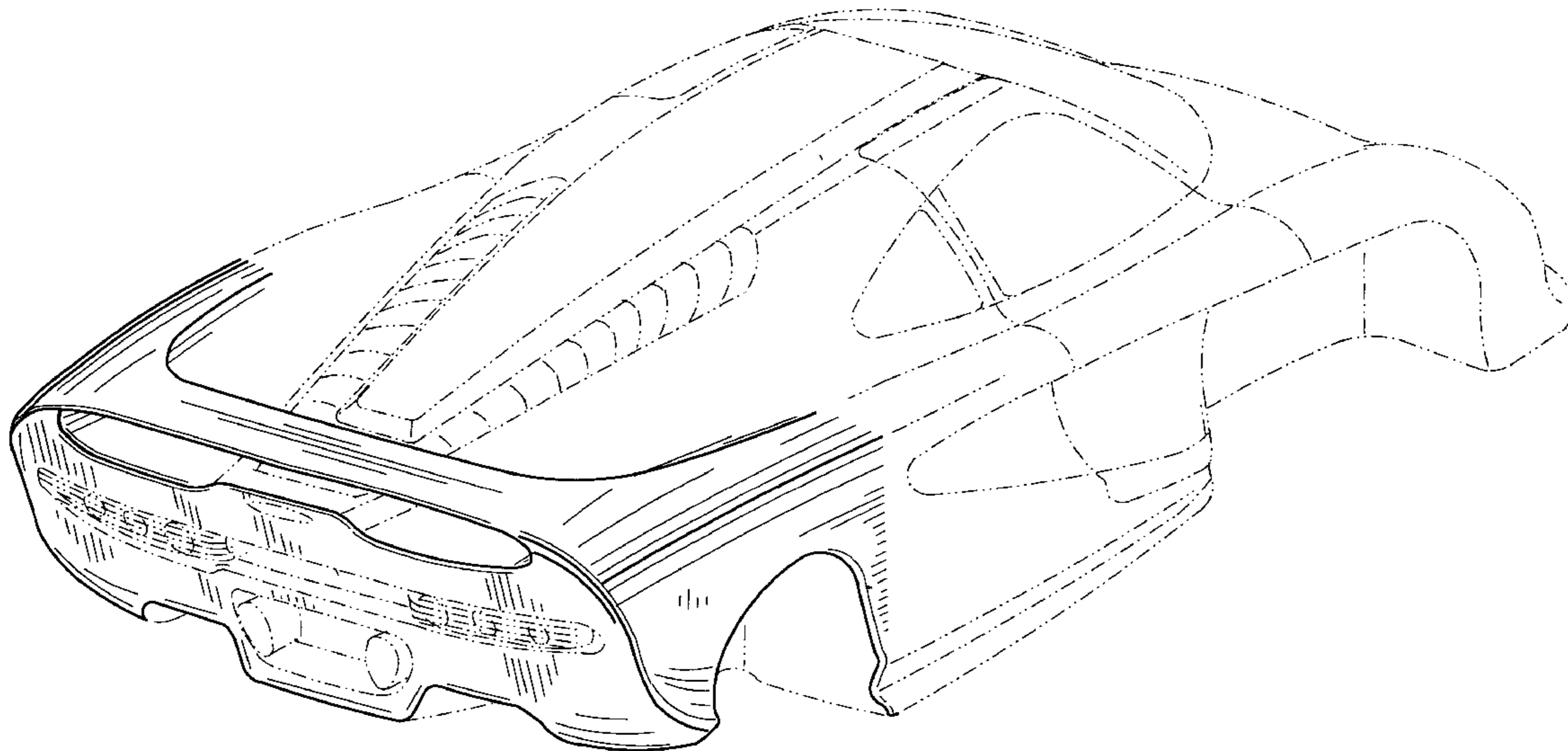
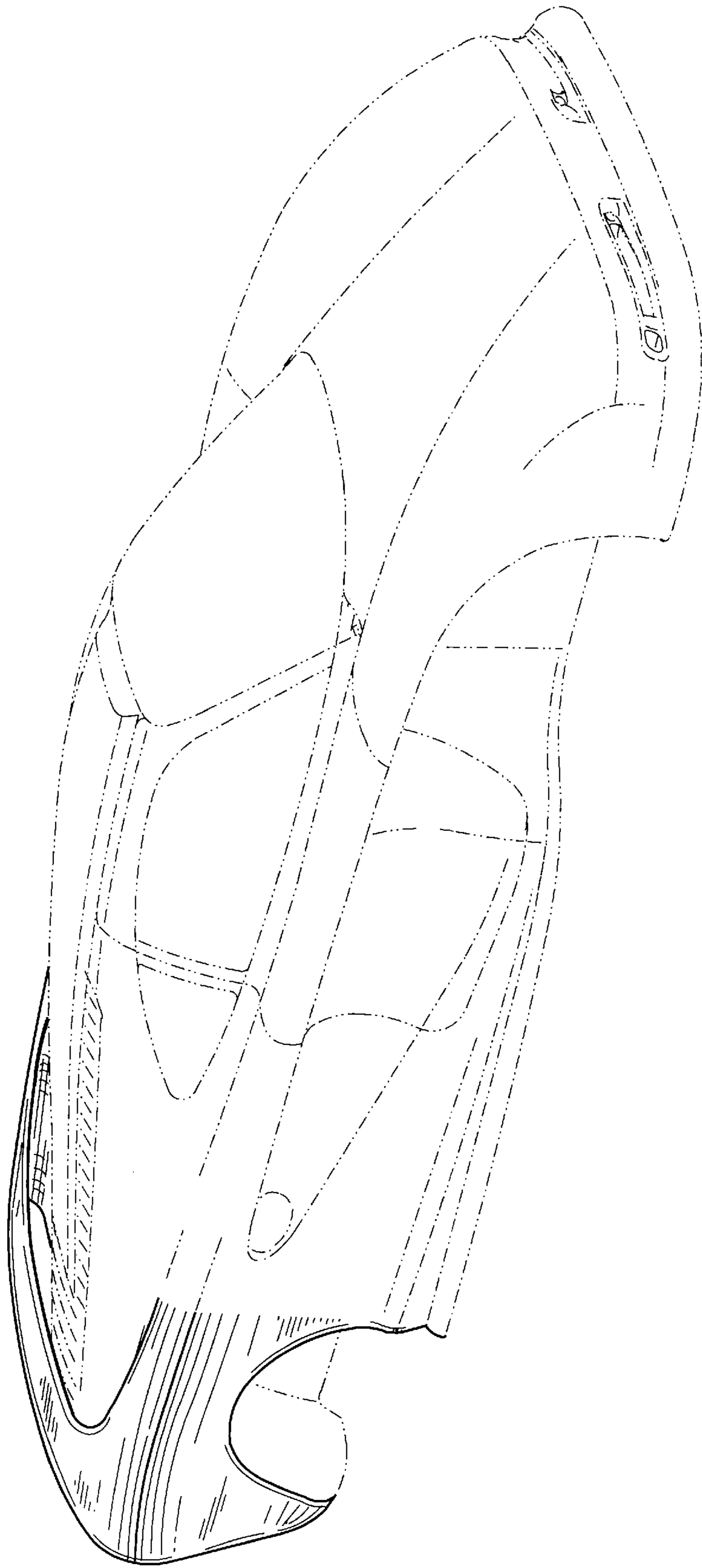


FIG. 1



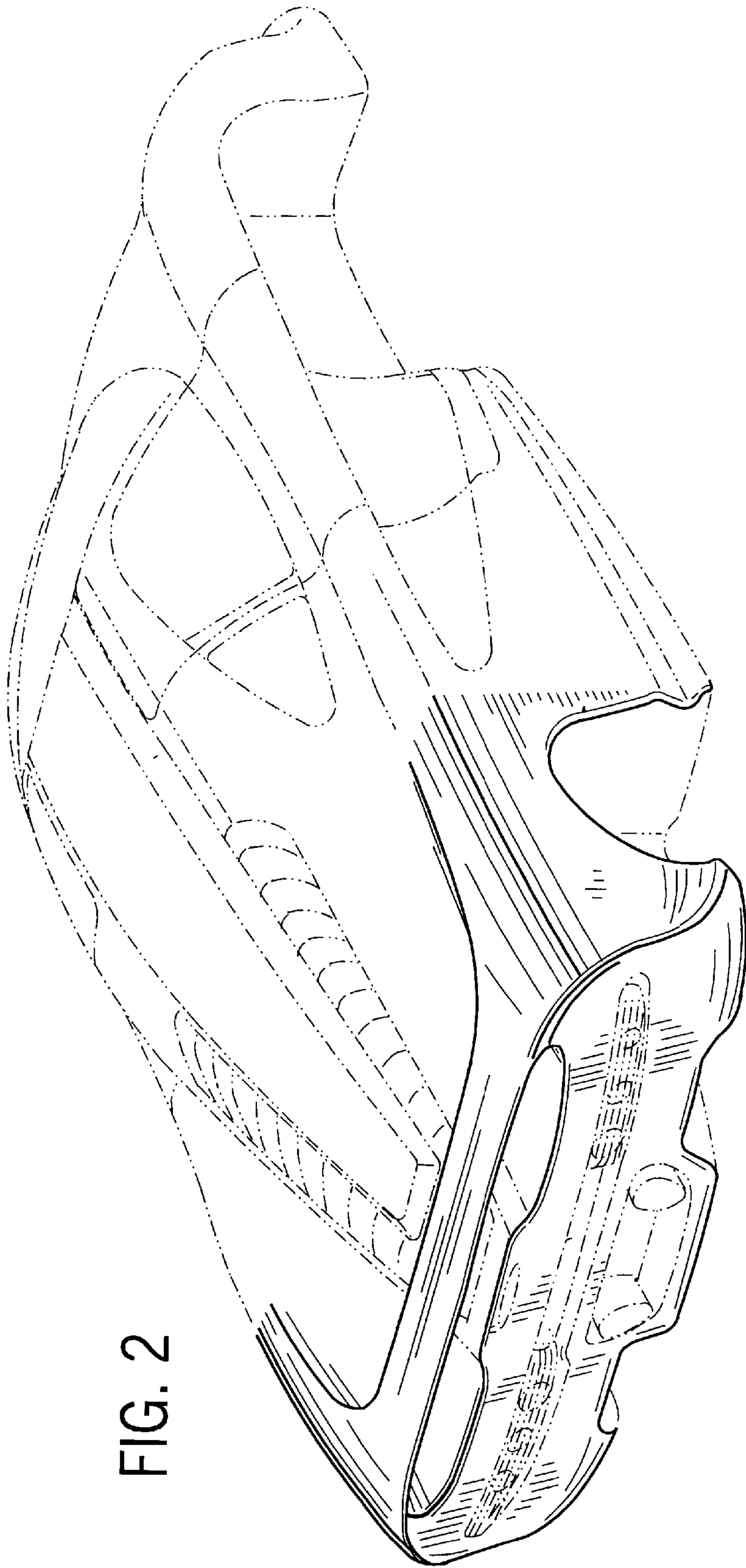


FIG. 2

FIG. 3




FIG. 5

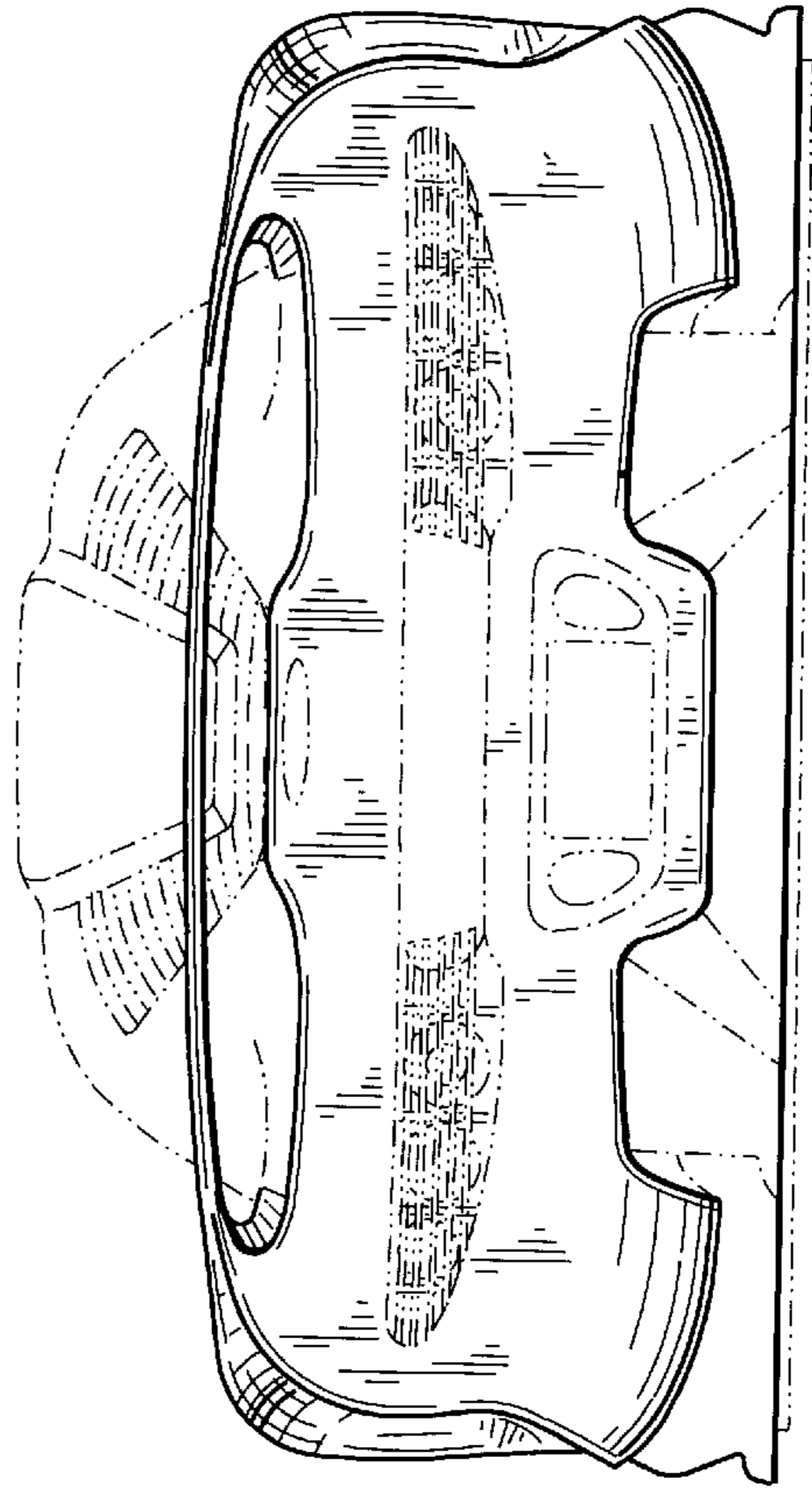


FIG. 4

