



US00D414733S

United States Patent [19]

Saleen et al.

[11] Patent Number: **Des. 414,733**

[45] Date of Patent: **** Oct. 5, 1999**

[54] **VEHICLE SPOILER**

[75] Inventors: **Stephen M. Saleen**, Dove Canyon, Calif.; **Philip A. Frank**, Portland, Oreg.

[73] Assignee: **Saleen Performance, Inc.**, Irvine, Calif.

[**] Term: **14 Years**

[21] Appl. No.: **29/092,942**

[22] Filed: **Aug. 31, 1998**

[51] **LOC (6) Cl.** **12-16**

[52] **U.S. Cl.** **D12/181**

[58] **Field of Search** D12/181, 182, D12/190, 191; 296/95.1, 180.1-180.4, 91; 160/370.21, DIG. 3

[56] **References Cited**

U.S. PATENT DOCUMENTS

D. 271,191	11/1983	Amprim et al.	D12/181
D. 277,273	1/1985	Schmidt	D12/181
D. 292,199	10/1987	Thomas	D12/181
D. 303,239	9/1989	Gempel et al.	D12/191
D. 320,973	10/1991	Ichinose	D12/181
D. 322,057	12/1991	Horwill	D12/191

D. 356,770	3/1995	Almen	D12/181
D. 375,475	11/1996	Smiarowski	D12/191
D. 382,238	8/1997	Fink	D12/181
D. 389,110	1/1998	Stanesic	D12/181
D. 403,999	1/1999	Lund	D12/191
5,249,836	10/1993	Stanesic et al.	296/180.1

Primary Examiner—Doris V. Coles
Assistant Examiner—Stacia Sinuik
Attorney, Agent, or Firm—Lyon & Lyon LLP


[57] **CLAIM**

The ornamental design for a vehicle spoiler, as shown and described.

DESCRIPTION

FIG. 1 is a perspective view of a vehicle spoiler, showing our new design;
FIG. 2 is an enlarged front view thereof;
FIG. 3 is an enlarged bottom view thereof;
FIG. 4 is an enlarged rear view thereof;
FIG. 5 is an enlarged top view thereof;
FIG. 6 is an enlarged left side view thereof; and,
FIG. 7 is an enlarged right side view thereof.
The broken line showing of environment is for illustrative purposes only and forms no part of the claimed design.

1 Claim, 2 Drawing Sheets






FIG. 1

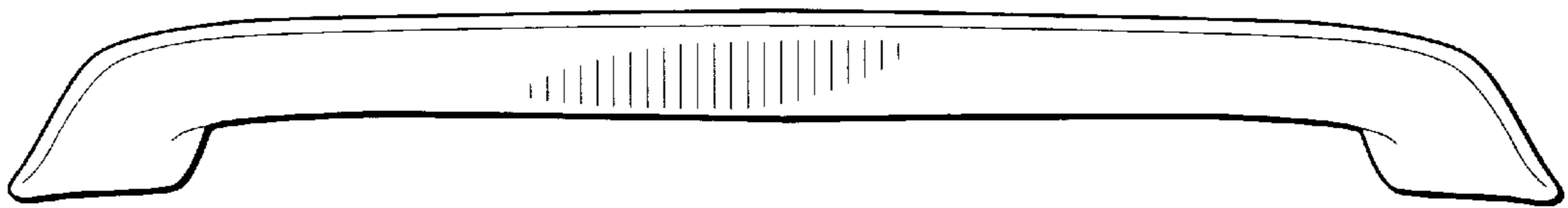


FIG. 2




FIG. 3

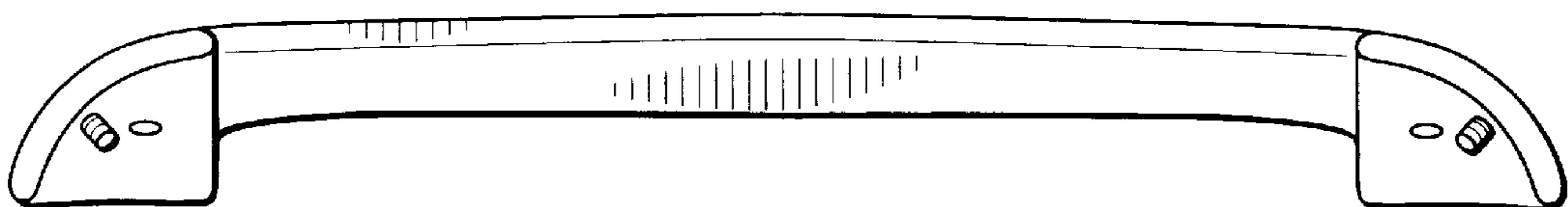


FIG. 4




FIG. 7

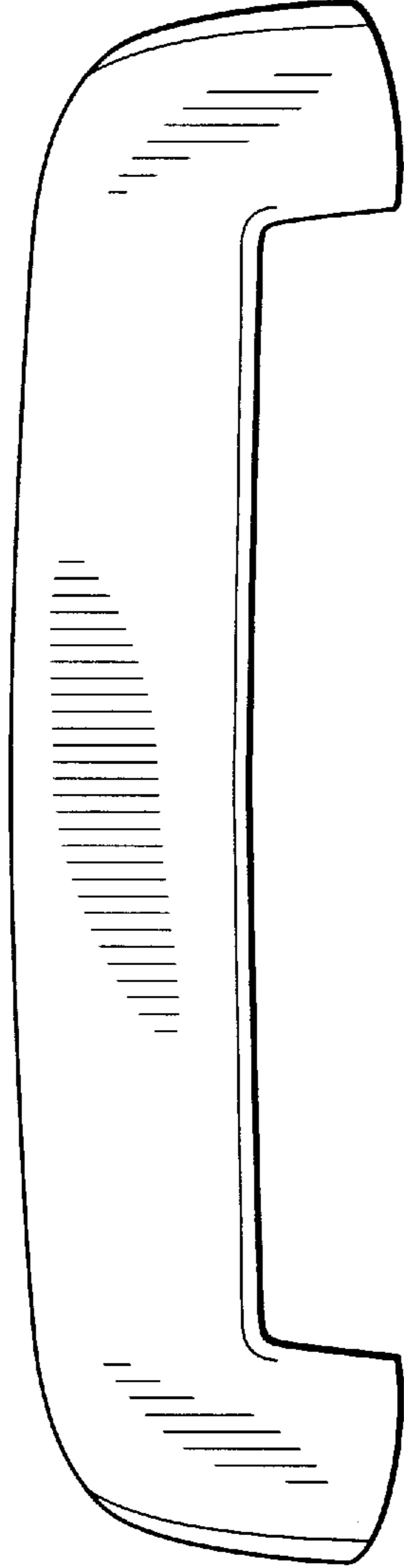


FIG. 5



FIG. 6