



US00D414730S

# United States Patent [19]

Heinen et al.

[11] Patent Number: **Des. 414,730**

[45] Date of Patent: **\*\* Oct. 5, 1999**

[54] **TIRE TREAD**

[75] Inventors: **Richard Heinen**, Habay-la-Neuve, Belgium; **Carine Schuler-Wagner**, Dudelange, Luxembourg

[73] Assignee: **The Goodyear Tire & Rubber Company**, Akron, Ohio

[\*\*] Term: **14 Years**

[21] Appl. No.: **29/097,378**

[22] Filed: **Dec. 4, 1998**

[51] **LOC (6) Cl.** ..... **12-15**

[52] **U.S. Cl.** ..... **D12/147**

[58] **Field of Search** ..... D12/136-152;  
152/290.1, 209.8, 209.9, 209.11, 209.12,  
209.13, 209.16, 209.18, 209.19, 209.21,  
209.28, 900.901, 902, 903

[56] **References Cited**

**U.S. PATENT DOCUMENTS**

- D. 298,115 10/1988 Kuroda ..... D12/146
- D. 336,268 6/1993 Bondini ..... D12/146
- D. 338,437 8/1993 Maxwell et al. .... D12/147

- D. 367,449 2/1996 Chin et al. .... D12/147
- D. 376,778 12/1996 Hashimoto et al. .... D12/147
- D. 391,203 2/1998 Gillard et al. .... D12/146
- D. 409,533 5/1999 Graas ..... D12/147
- 5,078,190 1/1992 Wissbrock et al. .... 152/209 R

*Primary Examiner*—Robert M. Spear  
*Attorney, Agent, or Firm*—T P Lewandowski

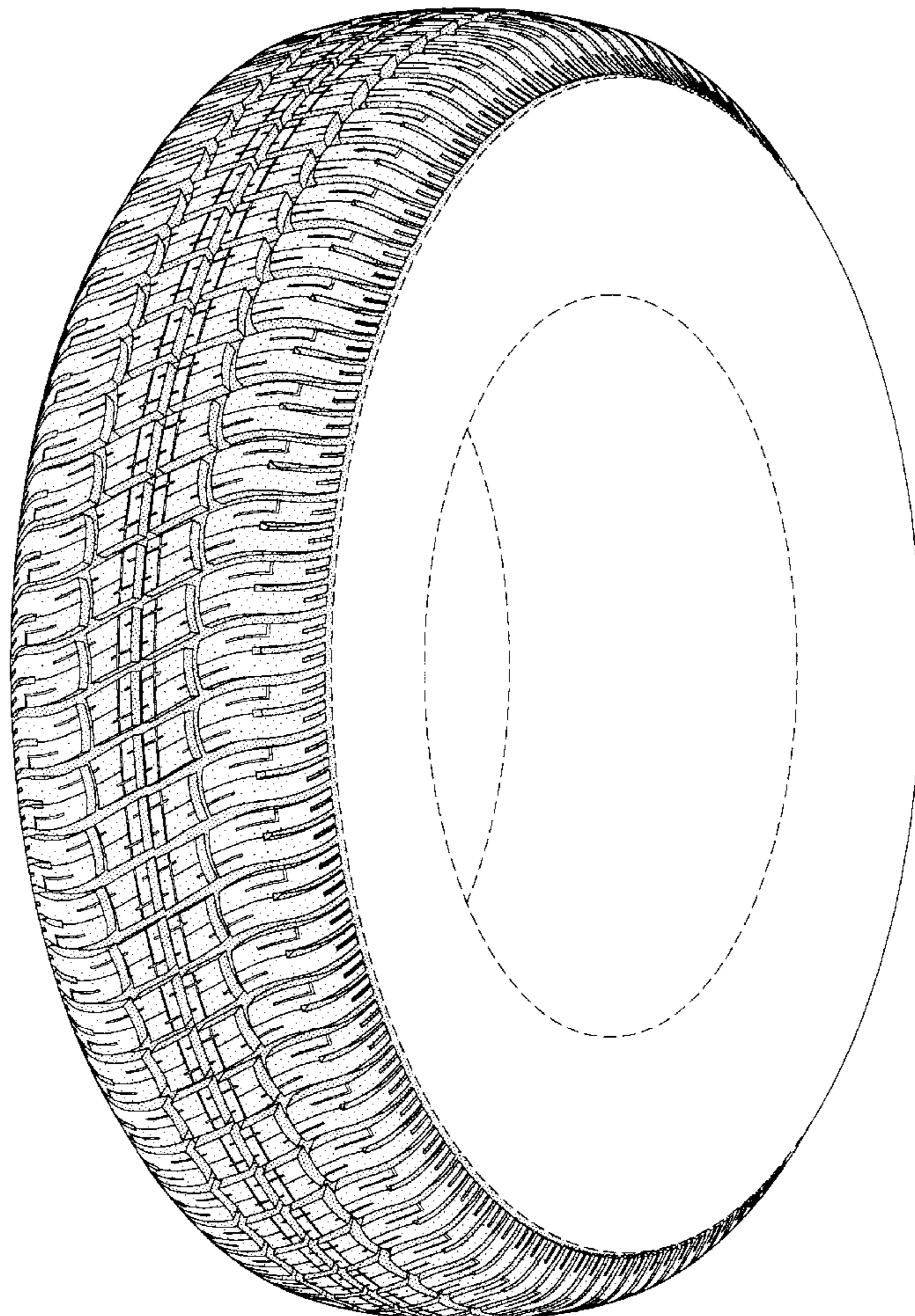
[57] **CLAIM**

The ornamental design for a tire tread, as shown and described.

**DESCRIPTION**

FIG. 1 is a perspective view of a tire tread showing our new design, it being understood that the pattern repeats uniformly throughout the circumference of the tread; FIG. 2 is a front elevational view thereof; FIG. 3 is a side elevational view thereof, the opposite side elevational view being identical thereto; and, FIG. 4 is an enlarged fragmentary perspective view. In the drawings, the broken lines defining the inner bead of the sidewall and the peripheral boundary between the tire tread and the sidewall are for illustrative purposes only and form no part of the claimed design.

**1 Claim, 4 Drawing Sheets**



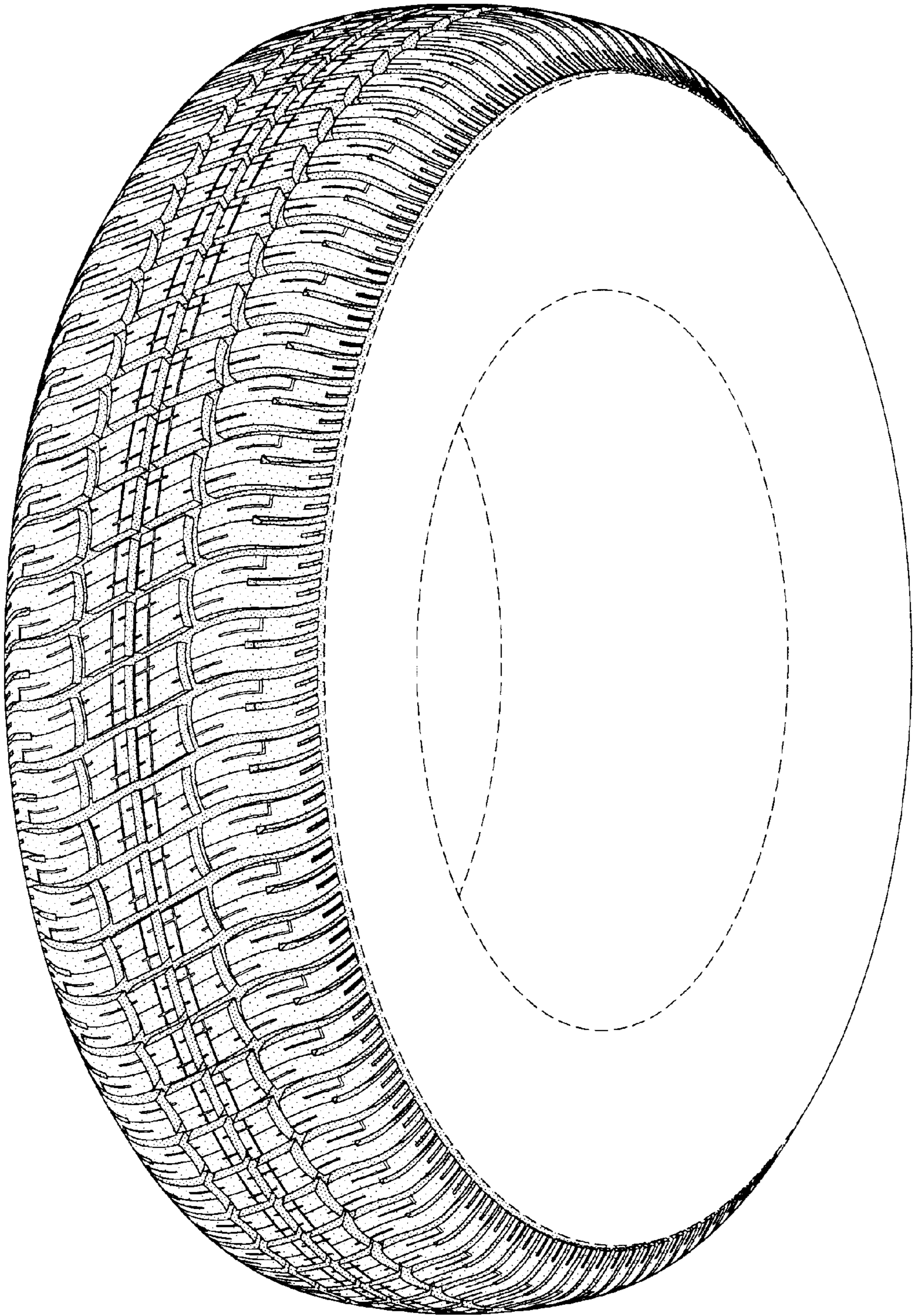


FIG-1

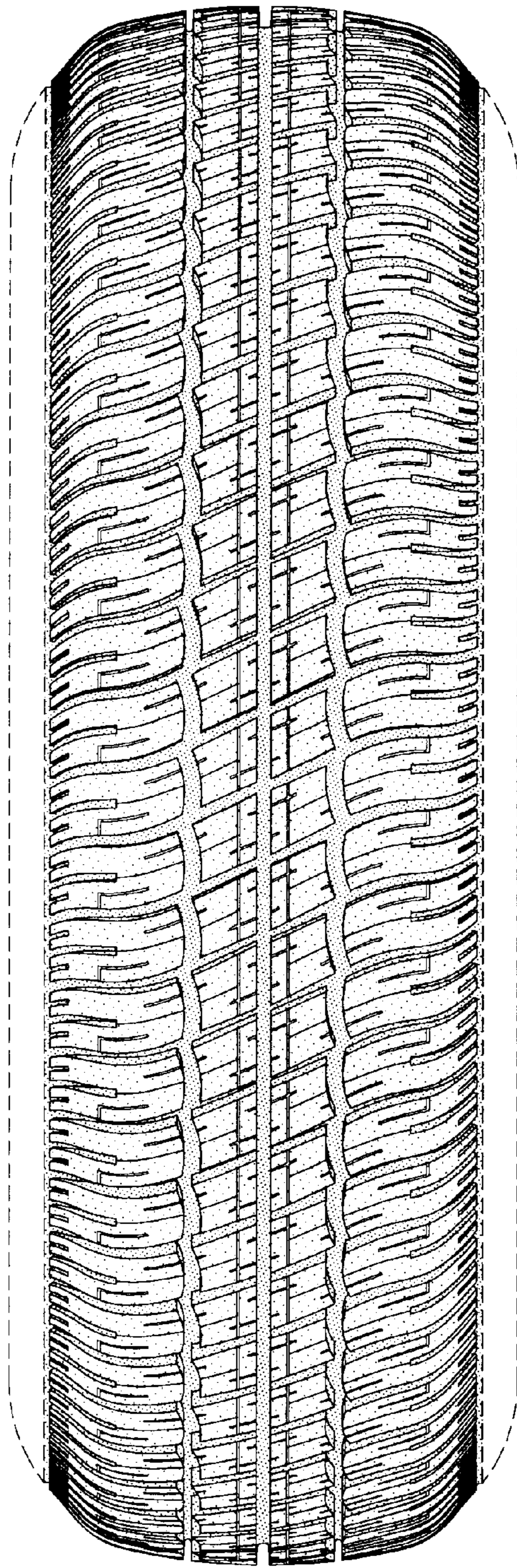


FIG-2

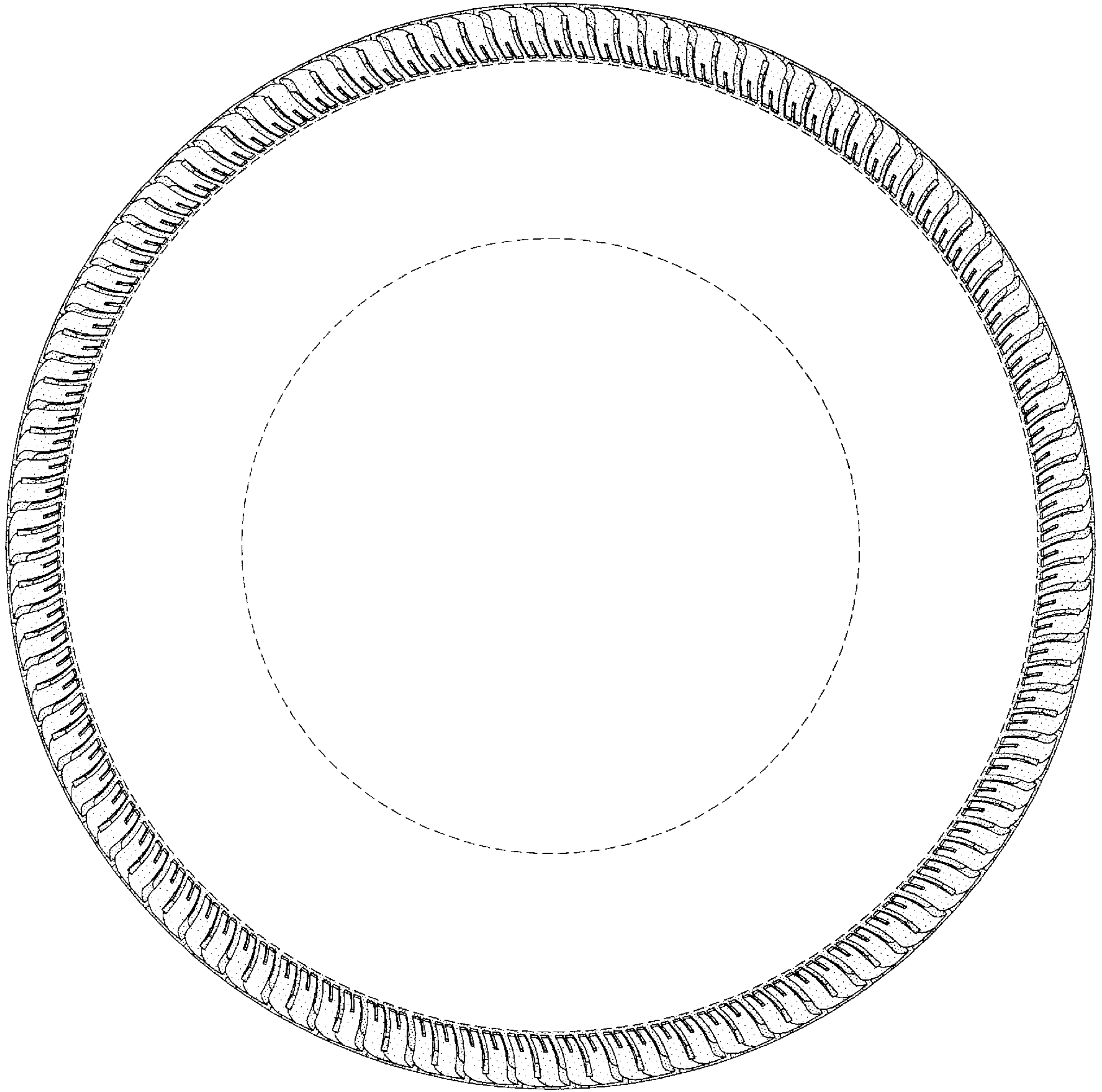


FIG-3

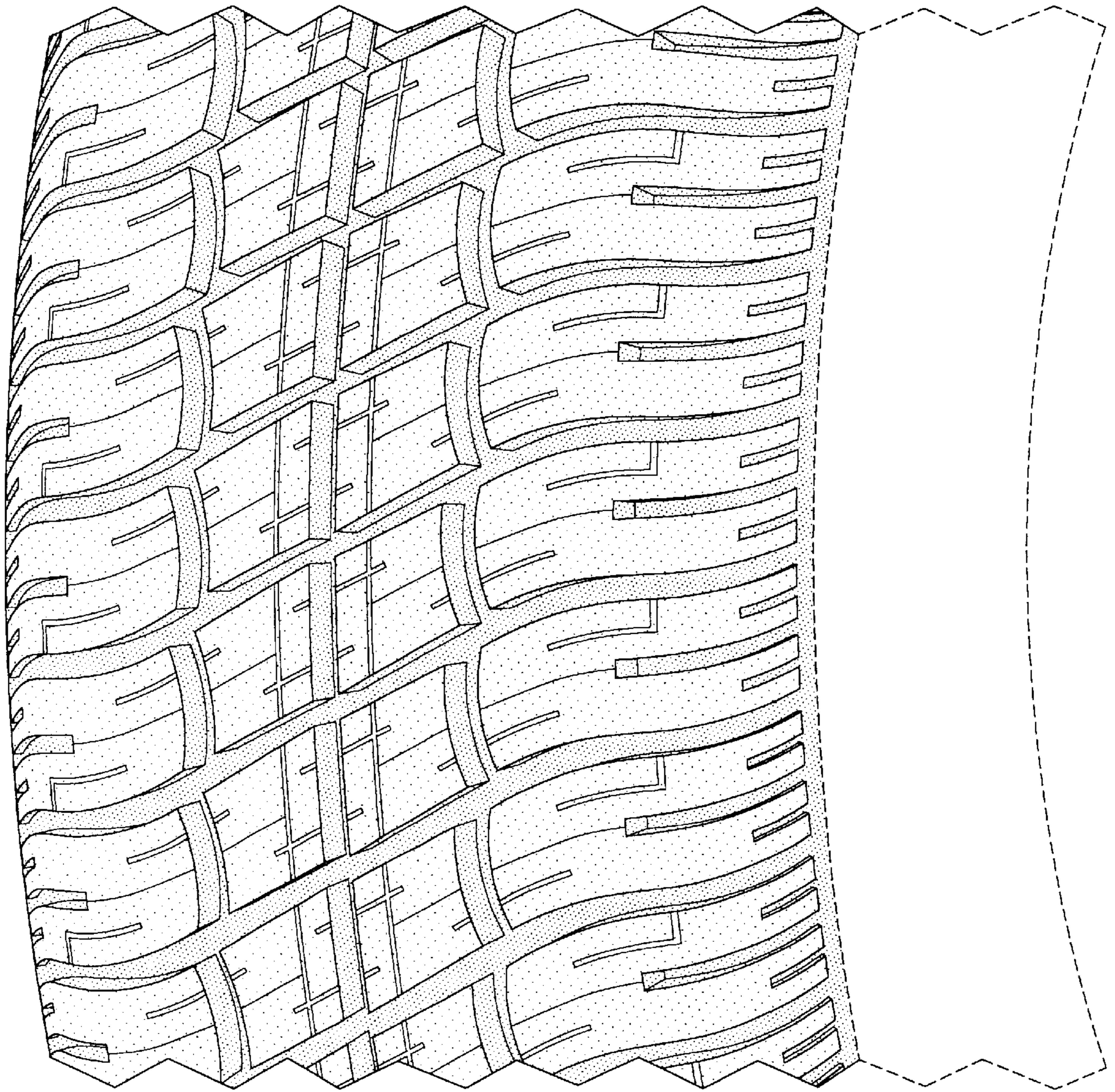


FIG-4