



US00D414728S

# United States Patent [19]

Gerresheim et al.

[11] Patent Number: **Des. 414,728**

[45] Date of Patent: **\*\* Oct. 5, 1999**

[54] **TREAD AND SHOULDER PORTIONS OF A VEHICLE TIRE**

[75] Inventors: **Manfred Gerresheim**, Oberhausen-Hausen; **Jürgen Schomburg**, Rodenbach, both of Germany; **Wako Iwamura**, Kobe, Japan

[73] Assignee: **Dunlop GmbH**, Hanau, Germany

[\*\*] Term: **14 Years**

[21] Appl. No.: **29/075,602**

[22] Filed: **Sep. 3, 1997**

### [30] Foreign Application Priority Data

Mar. 3, 1997 [DE] Germany ..... 97 02 277

[51] **LOC (6) Cl.** ..... **12-15**

[52] **U.S. Cl.** ..... **D12/147**

[58] **Field of Search** ..... D12/134, 136, D12/138, 140-151; 152/209 R, 209 A, 209 D

### [56] References Cited

#### U.S. PATENT DOCUMENTS

D. 354,261	1/1995	Graas	.....	D12/147
D. 370,880	6/1996	Graas	.....	D12/151
D. 379,449	5/1997	Graas et al.	.....	D12/151
D. 389,790	1/1998	Himuro	.....	D12/147
D. 389,791	1/1998	Himuro	.....	D12/147

4,832,099	5/1989	Matsumoto	.....	152/209 R
5,421,391	6/1995	Himuro	.....	152/209 R
5,423,364	6/1995	Himuro	.....	152/209 R
5,609,699	3/1997	Himuro	.....	152/209 R

### OTHER PUBLICATIONS

Nokia NRH Tire, 1995 Tread Design Guide, p. 54, Jan. 1995.

Toyo Proxes Z1 Tire, 1995 Tread Design Guide, p. 70, Jan. 1995.

Reynolds Apache Radial AP Tire, 1996 Tread Design Guide, p. 113, Feb. 1996.

*Primary Examiner*—Robert M. Spear  
*Attorney, Agent, or Firm*—Birch, Stewart, Kolasch & Birch, L.L.P.

### [57] CLAIM

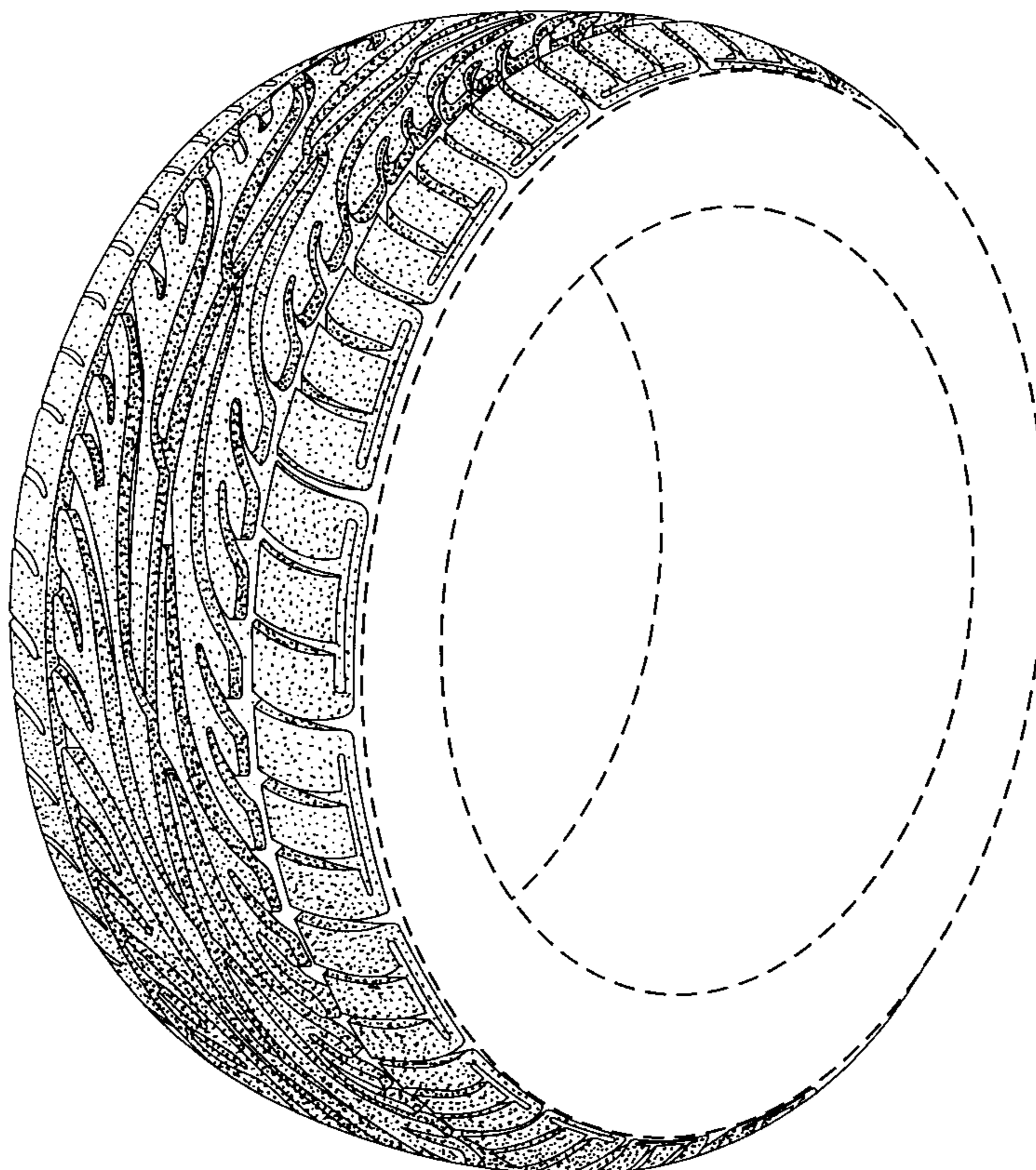
The ornamental design for the tread and shoulder portions of a vehicle tire, as shown and described.

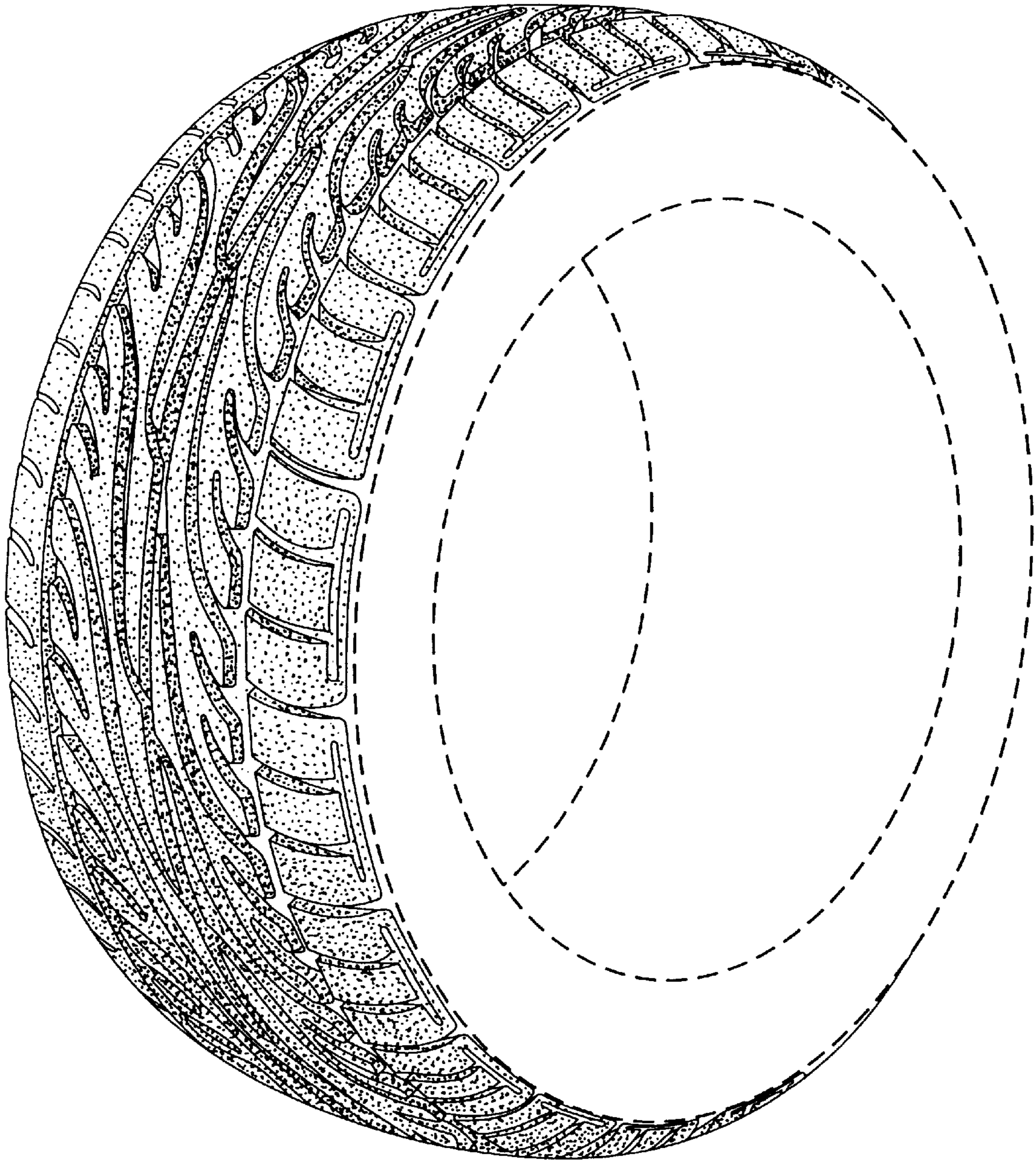
### DESCRIPTION

FIG. 1 is a perspective view of the tread and shoulder portions of a vehicle tire according to the present invention; FIG. 2 is a front view of the tire thereof it being understood; and,

FIG. 3 is a side view of the tire thereof it being understood. The broken lines depicting the tire inner bead and sidewall and the peripheral boundary between the tire shoulder and the sidewall are for illustrative purposes only and form no part of the claimed design.


**1 Claim, 3 Drawing Sheets**






**FIG. 1**





**FIG. 2**



**FIG. 3**