



US00D414713S

United States Patent [19] Renk

[11] **Patent Number: Des. 414,713**

[45] **Date of Patent: ** Oct. 5, 1999**

[54] **SIGNAL BOX**

D. 363,036 10/1995 Sasaki D10/114
D. 363,250 10/1995 Miyataka D10/114
D. 390,145 2/1998 Veates D10/114

[75] Inventor: **Thomas Edward Renk**, Indianapolis, Ind.

Primary Examiner—Marcus A. Jackson
Attorney, Agent, or Firm—Woodard, Emhardt, Naughton, Moriarty & McNett

[73] Assignee: **Thomson Consumer Electronics, Inc.**, Indianapolis, Ind.

[**] Term: **14 Years**

[57] CLAIM

[21] Appl. No.: **29/085,829**

The ornamental design for a signal box, as shown and described.

[22] Filed: **Mar. 31, 1998**

DESCRIPTION

[51] **LOC (6) Cl.** **10-05**

[52] **U.S. Cl.** **D10/114**

[58] **Field of Search** D10/104, 109, D10/114, 115, 116, 121; D26/72; 362/811, 812, 362, 240, 234, 432, 468-475


FIG. 1 is a front, right, and top perspective view of a signal box showing my new design;
FIG. 2 is a front elevational view thereof, the rear elevational view being identical to the front elevational view;
FIG. 3 is a right side elevational view thereof, the left side elevational view being identical to the right side elevational view; and,
FIG. 4 is a top plan view thereof.

[56] References Cited

U.S. PATENT DOCUMENTS

D. 322,584 12/1991 Kawashima et al. D10/114

1 Claim, 2 Drawing Sheets






FIG. 1




FIG. 4




FIG. 2




FIG. 3