



US00D414712S

# United States Patent [19]

Yang et al.

[11] Patent Number: Des. 414,712

[45] Date of Patent: \*\* Oct. 5, 1999

[54] **COMBINED LENS FOR CLEARANCE SIDEMARKER AND IDENTIFICATION LAMP**

D. 346,562 5/1994 Parsons et al. .... D10/111  
D. 397,633 9/1998 Yang et al. .... D10/111

[75] Inventors: **Yubo Yang**, North Brunswick;  
**Chenhua You**, Spring Lake Heights;  
**Rand J. Eikelberger**, Allenwood, all of N.J.

[73] Assignee: **Dialight Corporation**, Manasquan, N.J.

[\*\*] Term: **14 Years**

[21] Appl. No.: **29/079,756**

[22] Filed: **Nov. 12, 1997**

### Related U.S. Application Data

[62] Division of application No. 29/048,703, Jan. 11, 1996, Pat. No. Des. 397,633.

[51] **LOC (6) Cl.** ..... **10-05**

[52] **U.S. Cl.** ..... **D10/111**

[58] **Field of Search** ..... D10/109, 111,  
D10/113, 121; 359/515, 516, 518, 519,  
520, 521, 523, 528, 531, 532, 533

### [56] References Cited

#### U.S. PATENT DOCUMENTS

D. 309,869 8/1990 Dunmore ..... D10/111

### OTHER PUBLICATIONS

U.S. Application No. 29/079,756, filed Nov. 12, 1997, Pending.

U.S. Application No. 29/079,757, filed Nov. 12, 1997, Pending.

U.S. Application No. 29/079,758, filed Nov. 12, 1997, Pending.

*Primary Examiner*—Marcus A. Jackson  
*Attorney, Agent, or Firm*—Oblon, Spivak, McClelland, Maier & Neustadt, P.C.


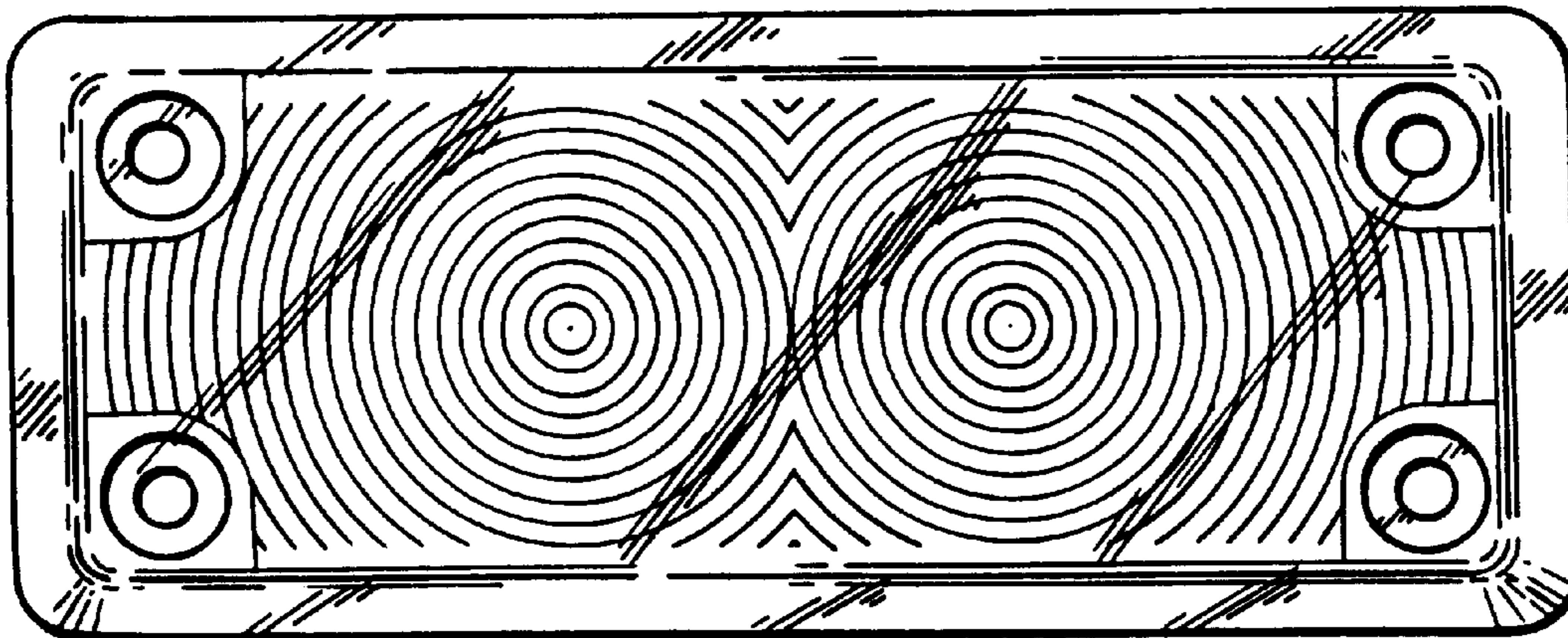
### [57] CLAIM

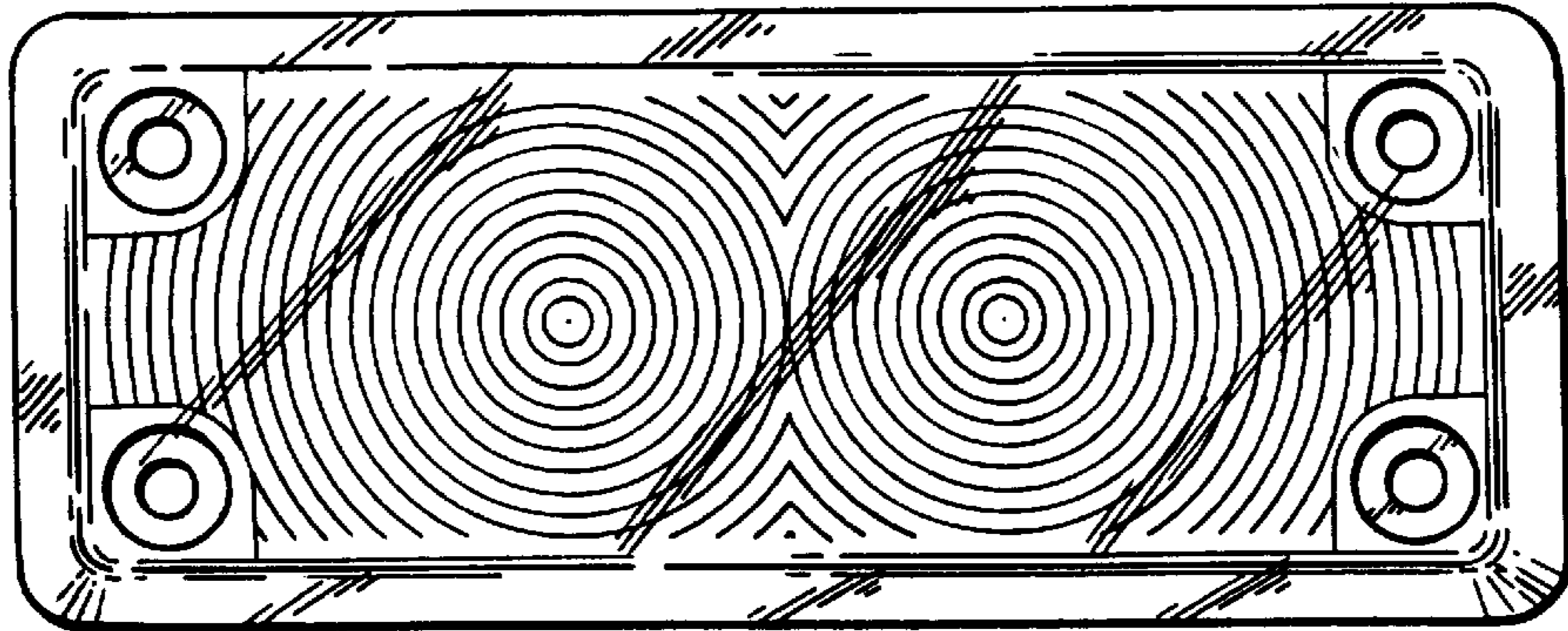
The ornamental design for a lens for a combined lens for clearance sidemarker and identification lamp.

### DESCRIPTION


FIG. 1 is a front view of a combined lens for clearance sidemarker and identification lamp showing our new design; FIG. 2 is a rear elevational view thereof; FIG. 3 is a top view thereof; and, FIG. 4 is a side elevational thereof, the opposite side being a mirror image of the side shown.

1 Claim, 1 Drawing Sheet






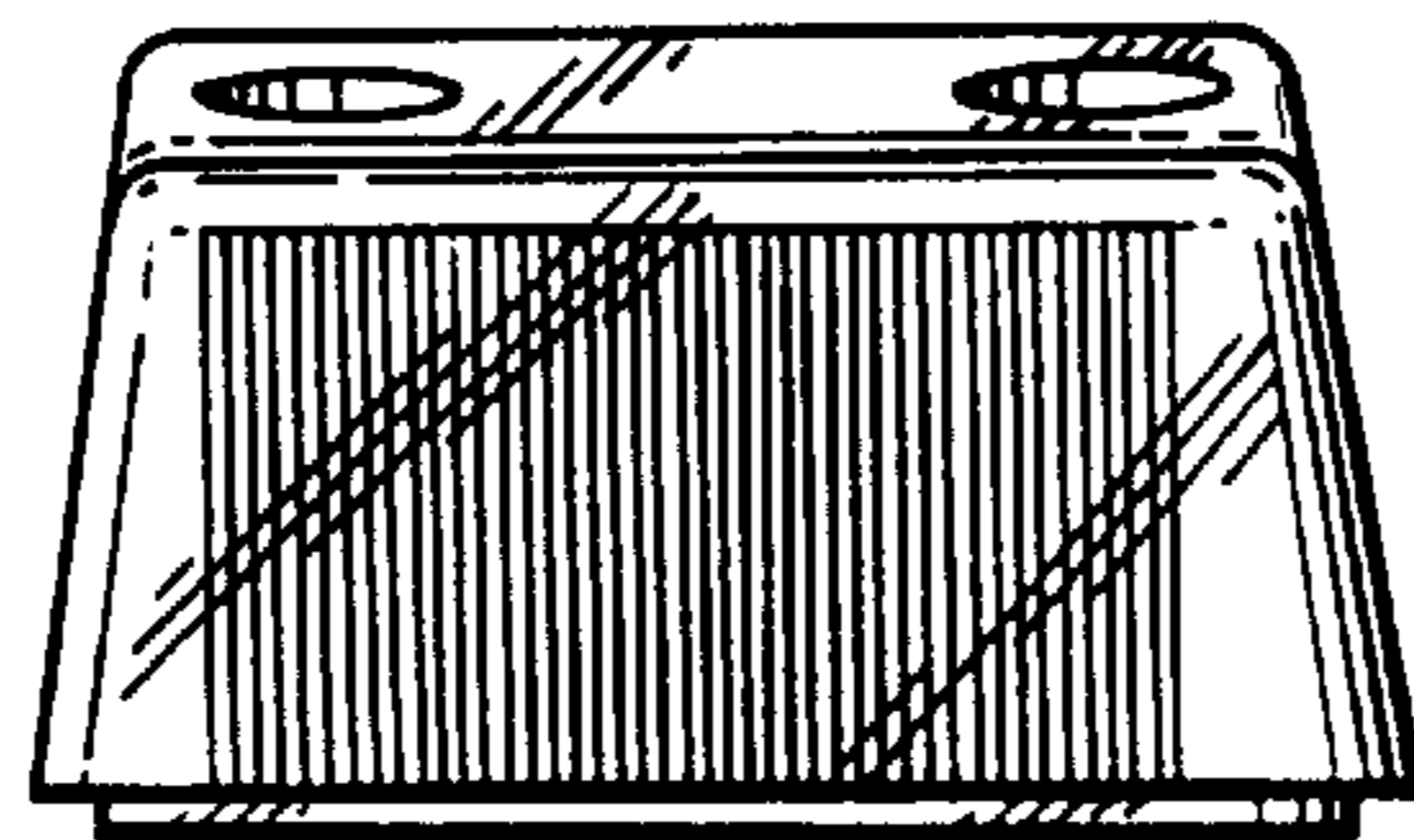
*FIG. 1*



*FIG. 2*



*FIG. 3*



*FIG. 4*