



US00D414707S

United States Patent [19] Wei

[11] **Patent Number: Des. 414,707**

[45] **Date of Patent: ** Oct. 5, 1999**

[54] **COMBINED MEASURING AND POURING CONTAINER**

[75] Inventor: **Chamer Wei**, Framingham, Mass.

[73] Assignee: **C. Wei & Company**

[**] Term: **14 Years**

[21] Appl. No.: **29/090,174**

[22] Filed: **Jul. 1, 1998**

[51] **LOC (6) Cl. 10-04**

[52] **U.S. Cl. D10/46.2**

[58] **Field of Search D10/46.2, 46.3;
73/426-429; 222/23, 158; D7/602, 612-615**

[56] **References Cited**

U.S. PATENT DOCUMENTS

- D. 138,755 10/1944 Benton .
- D. 202,133 8/1965 Marchant .
- D. 238,137 12/1975 Swett D7/79
- D. 243,500 3/1977 Cooper D10/46.2

- D. 272,704 2/1984 Smith D10/46.2
- D. 319,978 9/1991 Wolff D9/431
- D. 336,017 6/1993 Smith et al. D7/629
- D. 336,244 6/1993 Arai D9/432
- D. 361,532 8/1995 Noth, III et al. D10/46.3
- D. 382,446 8/1997 Bacon D7/587
- 5,165,567 11/1992 Richardson et al. 220/400

Primary Examiner—Terry A Wallace
Attorney, Agent, or Firm—Sharon L. Day

[57] **CLAIM**

The ornamental design for a combined measuring and pouring container, as shown and described.

DESCRIPTION

FIG. 1 is a top plan view of a combined measuring and pouring container showing my new design; FIG. 2 is a front elevation view thereof; FIG. 3 is a top, front, right side elevation view thereof, the rear view being a mirror image of the front and the left side view being a mirror image of the right; and, FIG. 4 is a bottom plan view thereof.

1 Claim, 4 Drawing Sheets

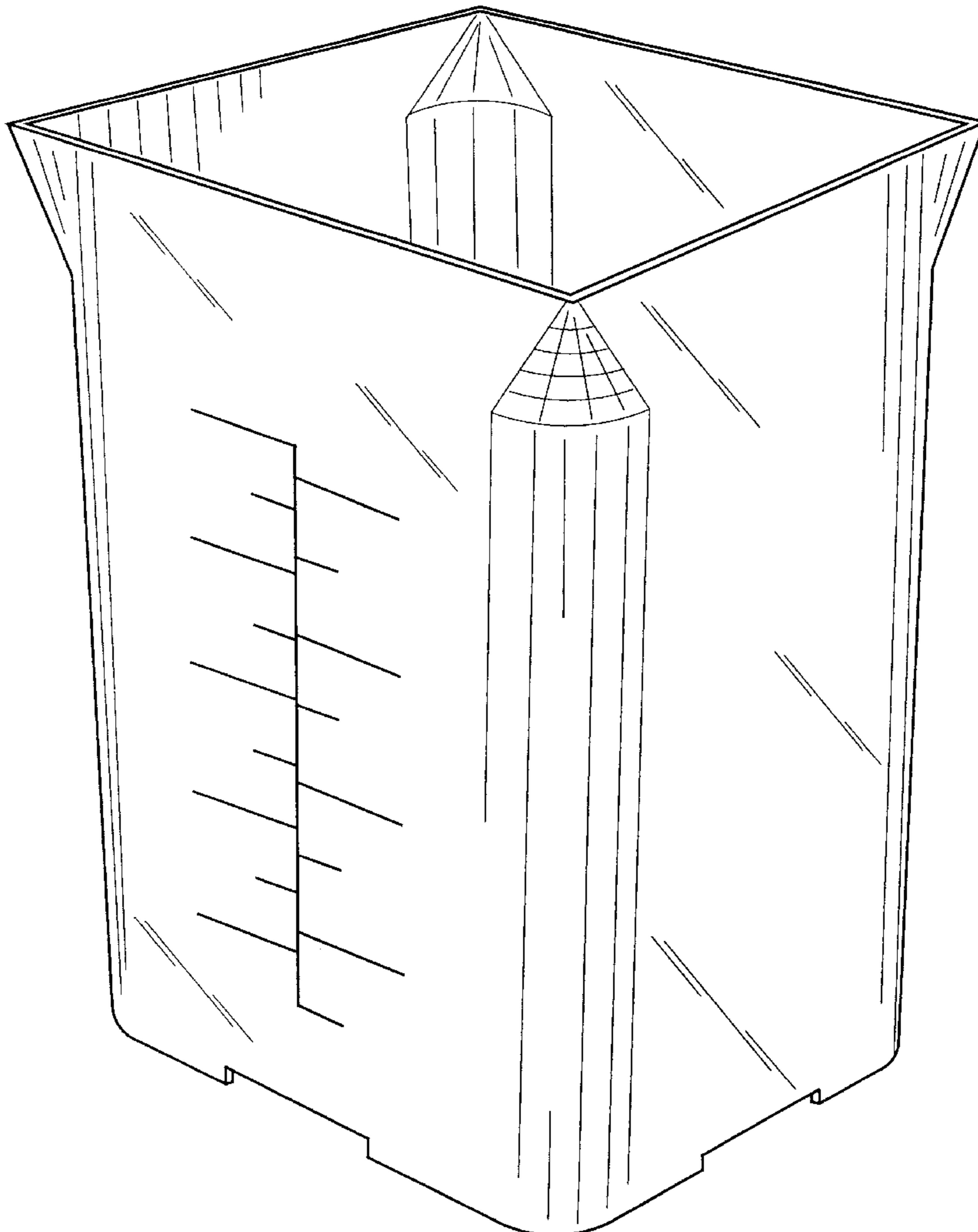


FIGURE 1




FIGURE 2

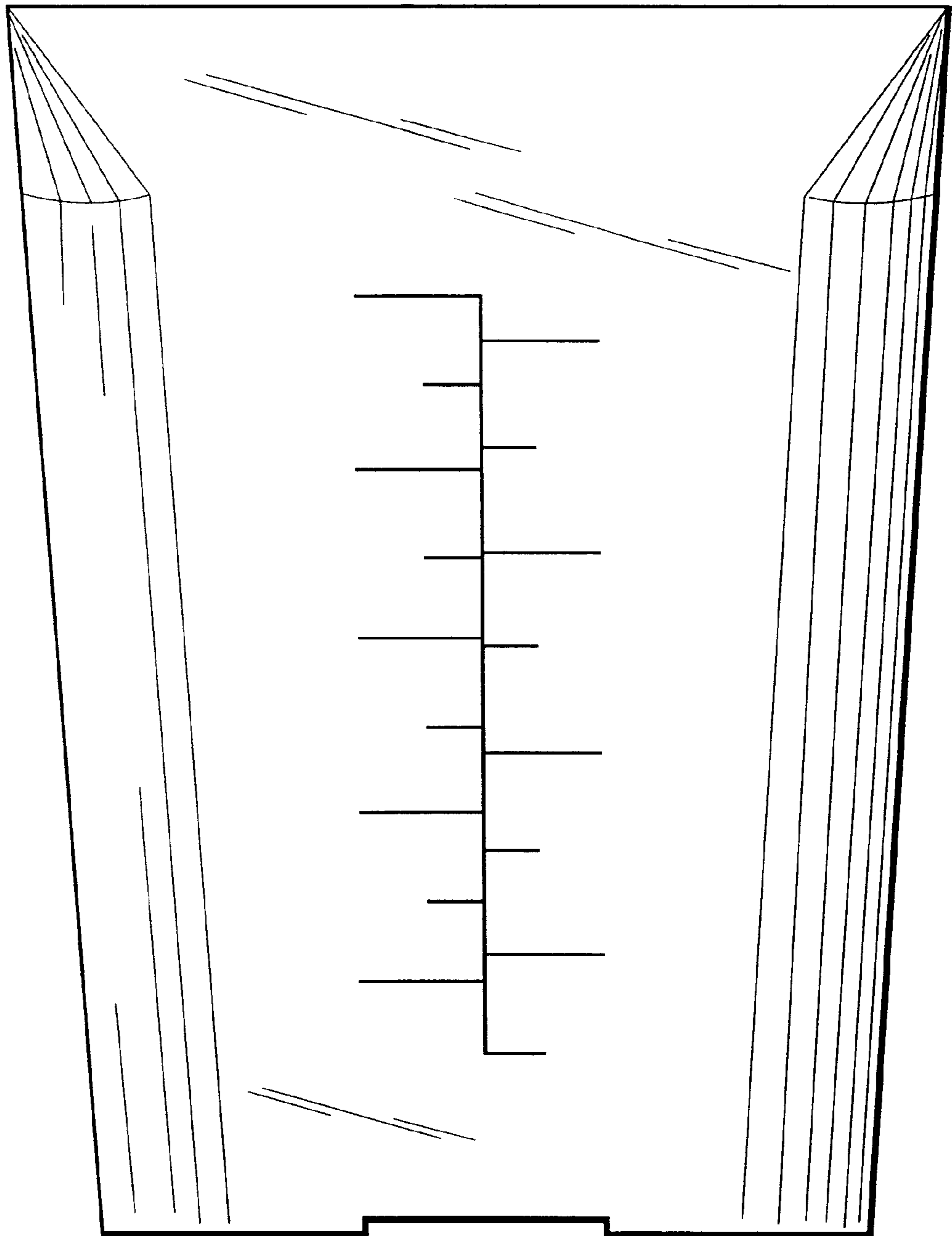


FIGURE 3

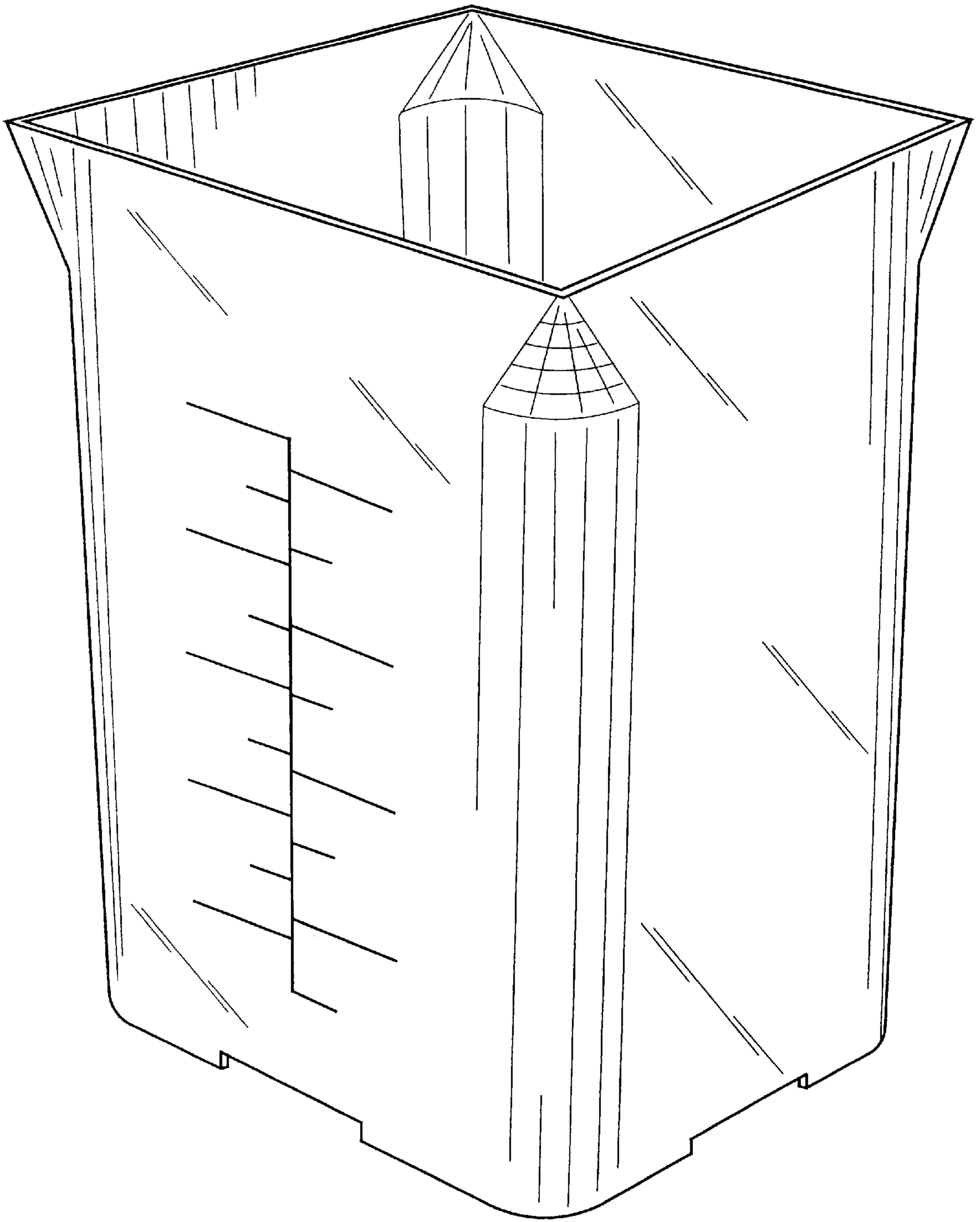


FIGURE 4

