



US00D414706S

United States Patent [19]
Jorst

[11] Patent Number: Des. 414,706
[45] Date of Patent: ** Oct. 5, 1999

[54] SQUARE WATCH CASE WITH
CONTRASTING INSERT AND METAL BAND

[76] Inventor: Charoltte Kjoelbye Jorst, 867 Donna
Dr., Incline Village, Nev. 89451

[**] Term: 14 Years

[21] Appl. No.: 29/089,156

[22] Filed: Jun. 9, 1998

[51] LOC (6) Cl. 10-02

[52] U.S. Cl. D10/32; D10/30

[58] Field of Search D10/1-40, 122-132;
D11/3-25; 63/1.1, 3, 5, 11; 368/276-277,
280-282, 285

[56] References Cited

U.S. PATENT DOCUMENTS

D. 354,445	1/1995	Wunderman	D10/32
D. 386,697	11/1997	Wunderman	D10/32
D. 389,751	1/1998	Wunderman	D10/32
D. 401,164	11/1998	Wunderman	D10/32

Primary Examiner—Nelson C. Holtje
Attorney, Agent, or Firm—Abelman, Frayne & Schwab

[57] CLAIM

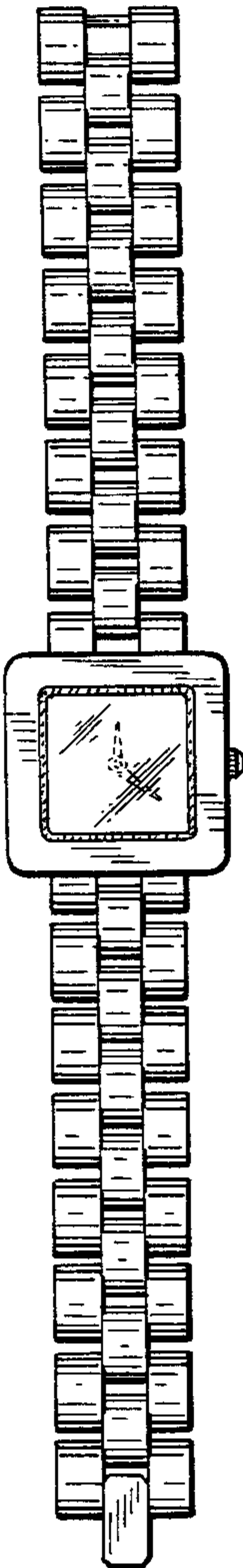
The ornamental design for a square watch case with contrasting insert and metal band, as shown and described.

DESCRIPTION

FIG. 1 is a front elevational view of a square watch case with contrasting insert surrounding the watch crystal and a metal watch band with flexible elements showing my new design; FIG. 2 is a top plan view thereof; FIG. 3 is a side elevational view taken from the right side of FIG. 1; FIG. 4 is a side elevation view taken from the left side of FIG. 1; FIG. 5 is a rear elevational view thereof; FIG. 6 is a bottom plan view thereof; and, FIG. 7 is an enlarged sectional view of the watch portion of FIG. 1.

The broken line showing of hands is for illustrative purposes only and forms no part of the claimed design.

1 Claim, 3 Drawing Sheets






FIG. 1



FIG. 3



FIG. 2



FIG. 4

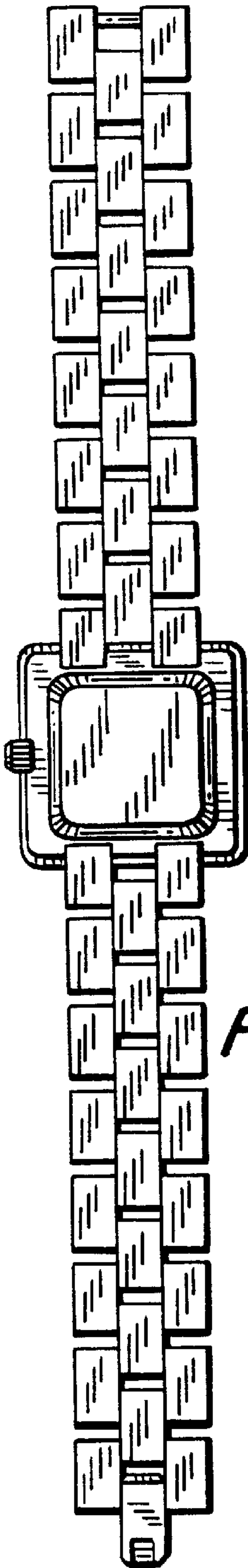


FIG. 5

FIG. 6



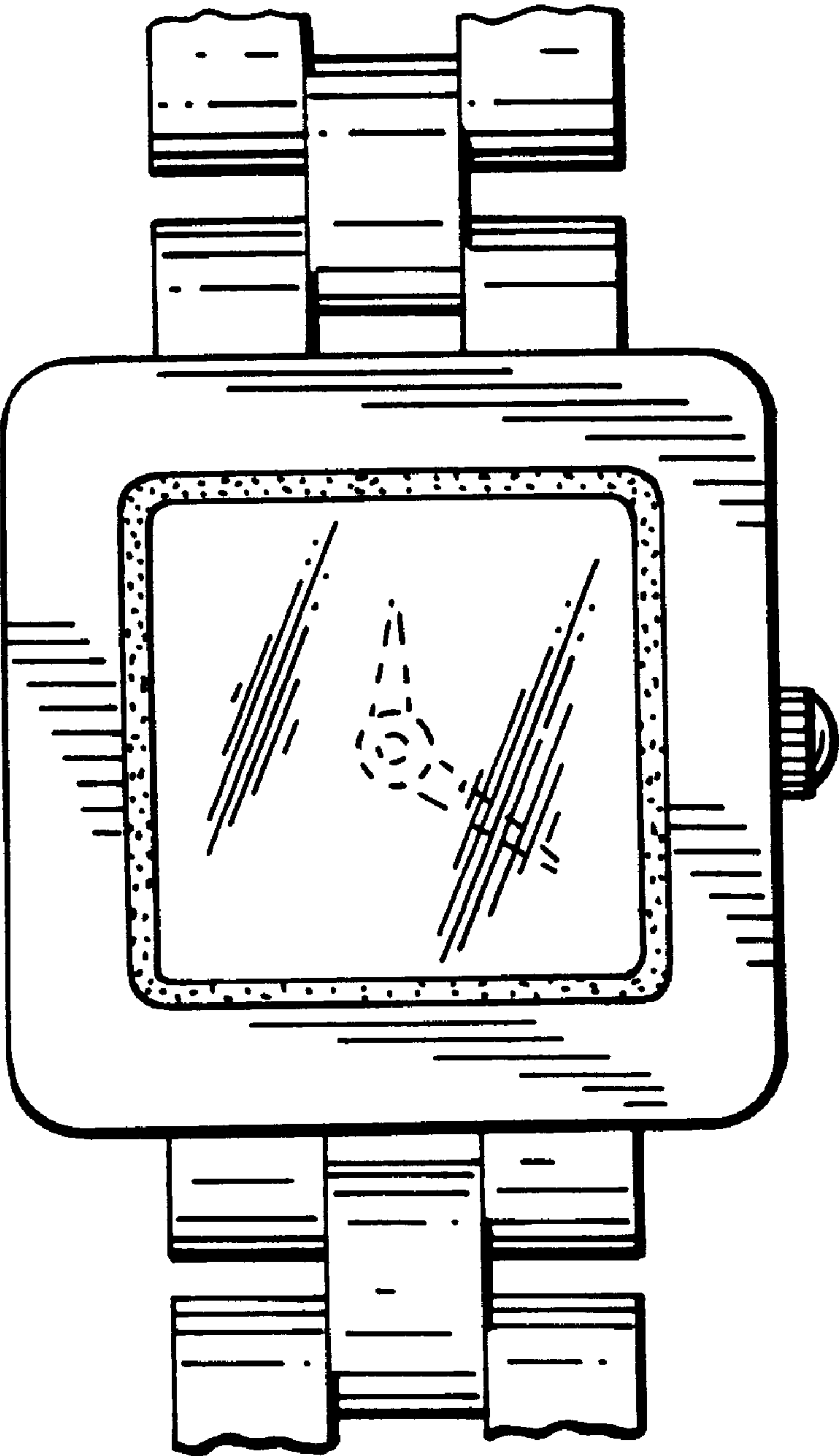


FIG. 7