



US00D414705S

**United States Patent** [19]  
**Kennedy**

[11] **Patent Number: Des. 414,705**  
[45] **Date of Patent: \*\* Oct. 5, 1999**

[54] **BEZEL AND CASING FOR A WATCH**

D. 382,815 8/1997 Riley ..... D10/30  
D. 382,816 8/1997 Riley ..... D10/30  
D. 383,402 9/1997 Takeichi ..... D10/39

[75] Inventor: **Amelia Kennedy**, Woodbury, Conn.

[73] Assignee: **Timex Corp.**, Middlebury, Conn.

*Primary Examiner*—Nelson C. Holtje  
*Attorney, Agent, or Firm*—Paul R. Juhasz

[\*\*] Term: **14 Years**

[57] **CLAIM**

[21] Appl. No.: **29/073,985**

The ornamental design for a "bezel and casing for a watch", as shown and described.

[22] Filed: **Jul. 23, 1997**

**DESCRIPTION**

[51] **LOC (6) Cl.** ..... **10-02**

[52] **U.S. Cl.** ..... **D10/30; D10/38**

[58] **Field of Search** ..... D10/1-40, 122-132;  
368/280-282, 276-277, 28-30, 285, 239-242,  
82-84, 41-44

FIG. 1 is a left side elevational view of a bezel and casing for a watch;  
FIG. 2 is a top plan view thereof;  
FIG. 3 is a right side elevational view thereof;  
FIG. 4 is a bottom plan view thereof;  
FIG. 5 is an end elevational view thereof; and,  
FIG. 6 is the other end elevational view thereof.

[56] **References Cited**

**U.S. PATENT DOCUMENTS**

D. 381,278 7/1997 Kennedy ..... D10/32

**1 Claim, 2 Drawing Sheets**

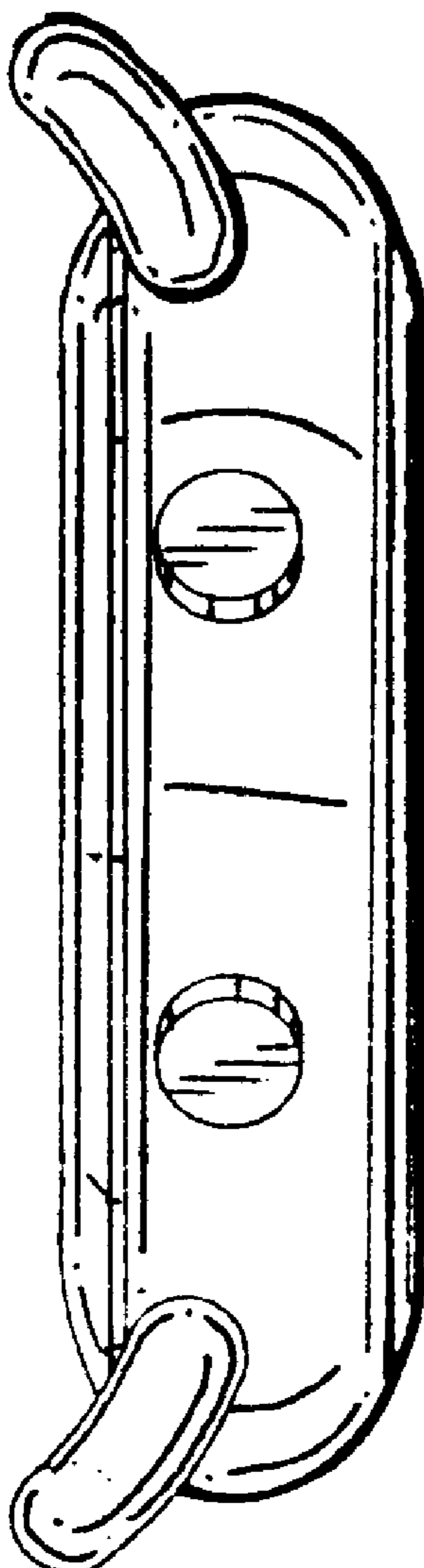


FIG. 1

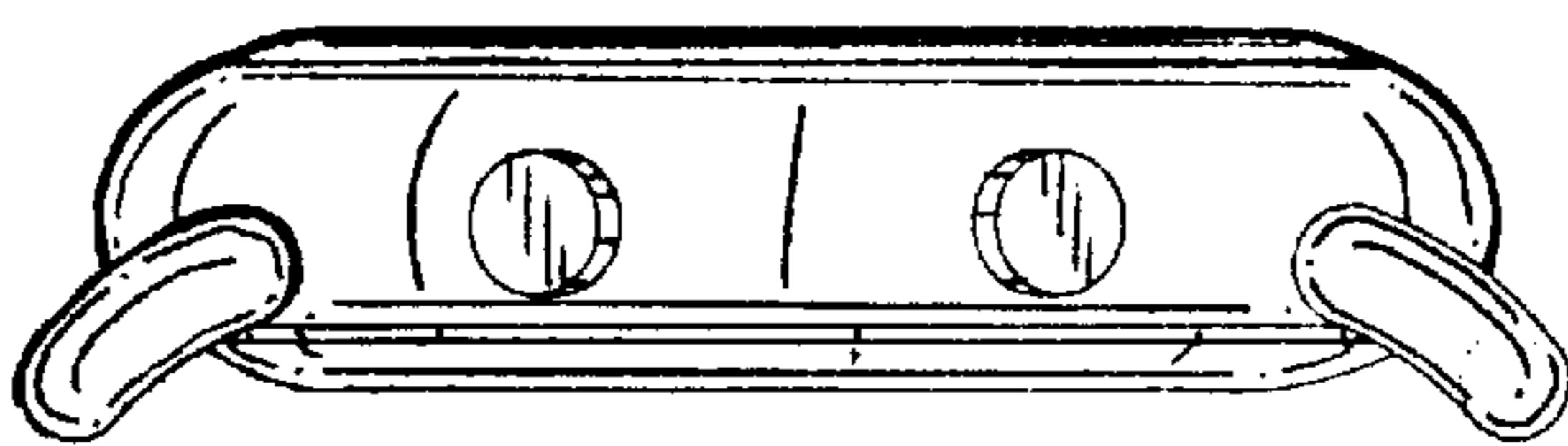


FIG. 2

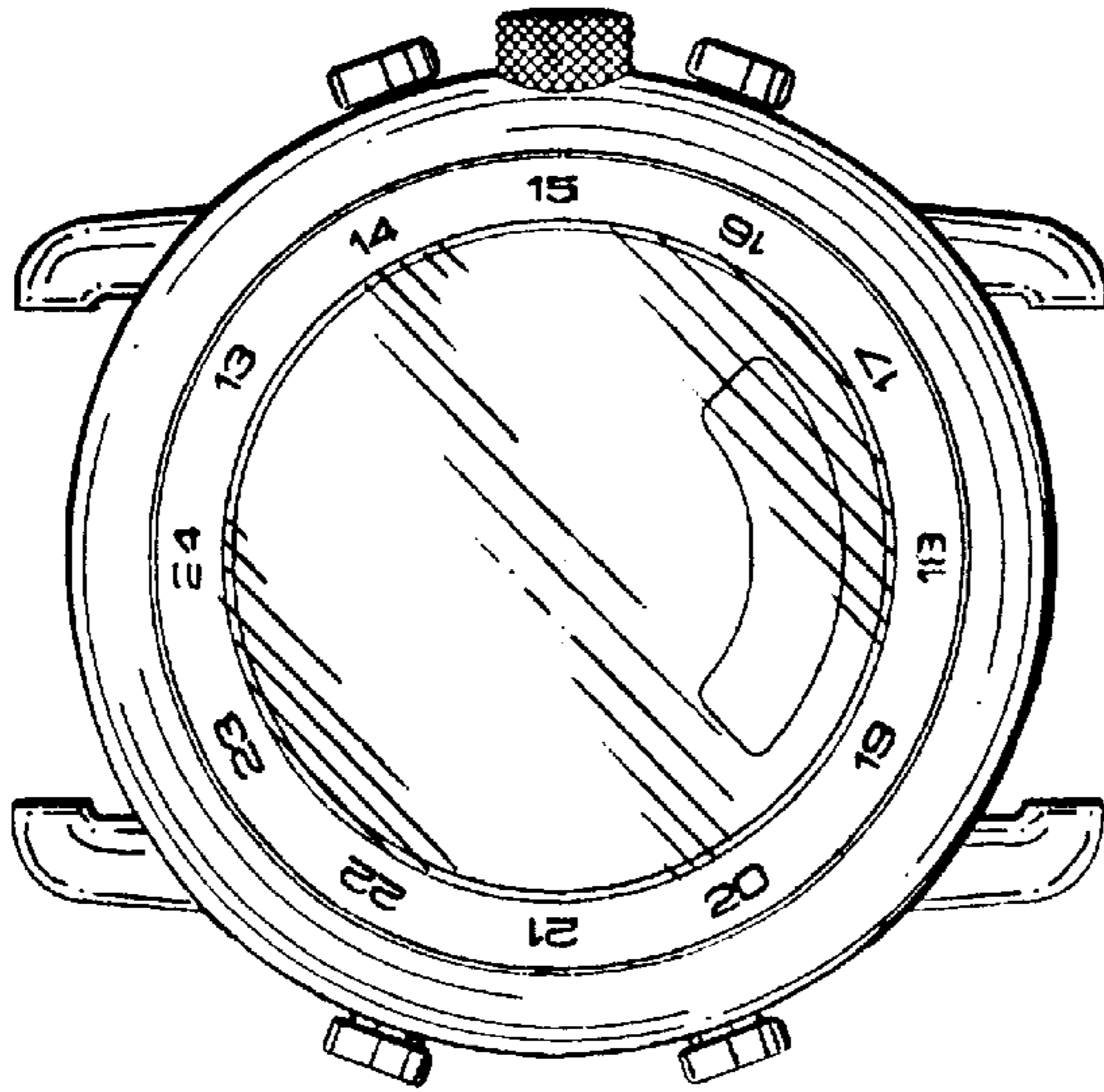


FIG. 3

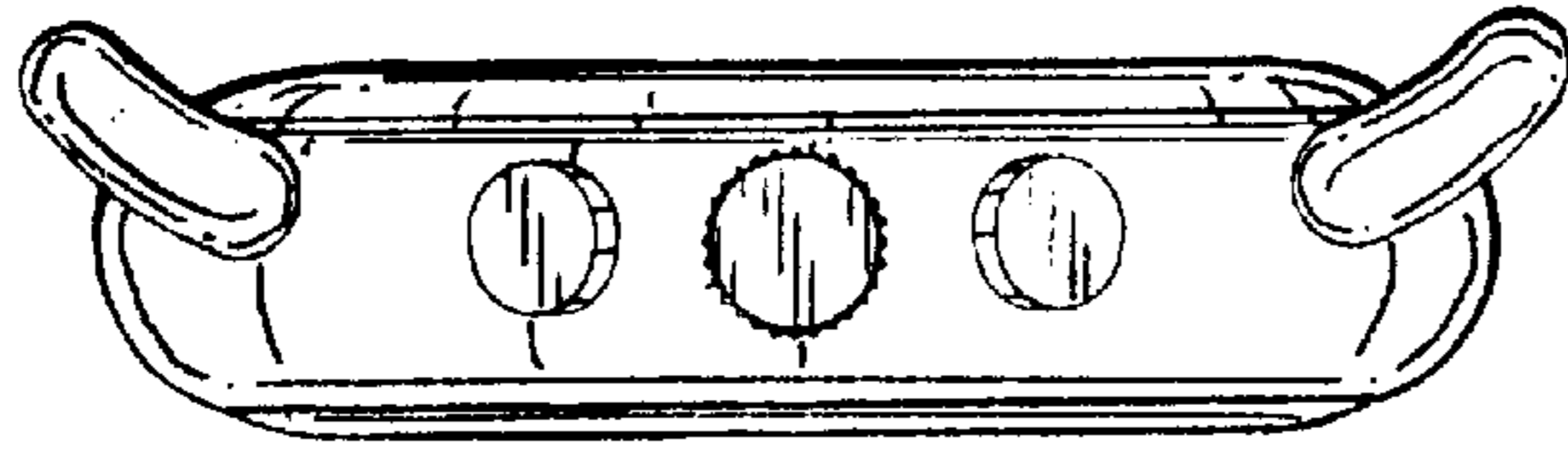


FIG. 4

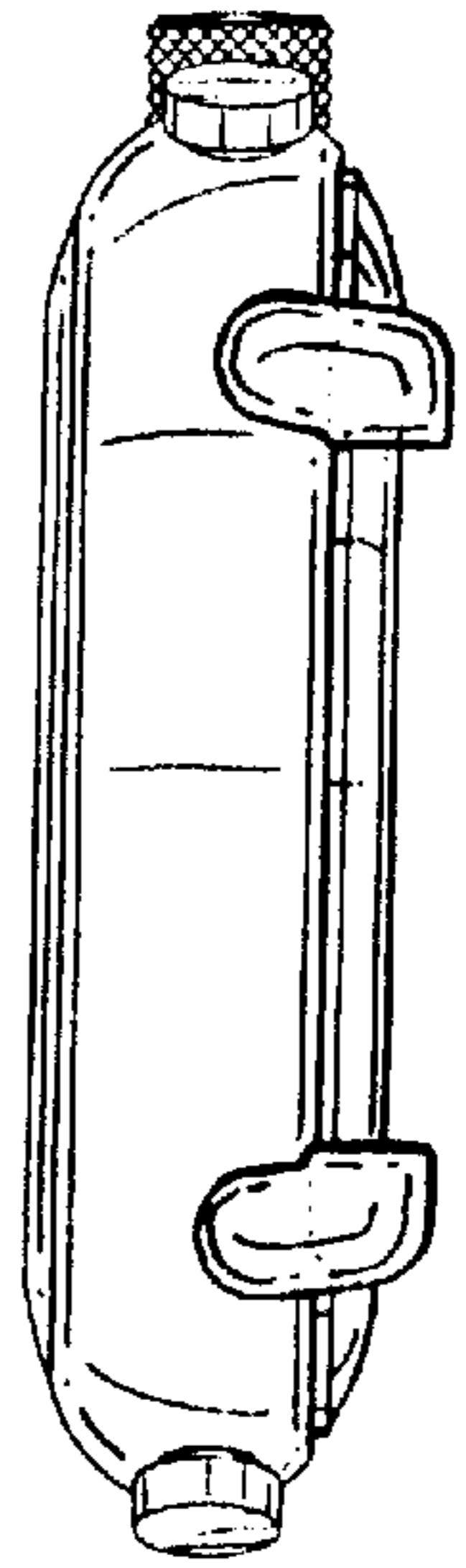
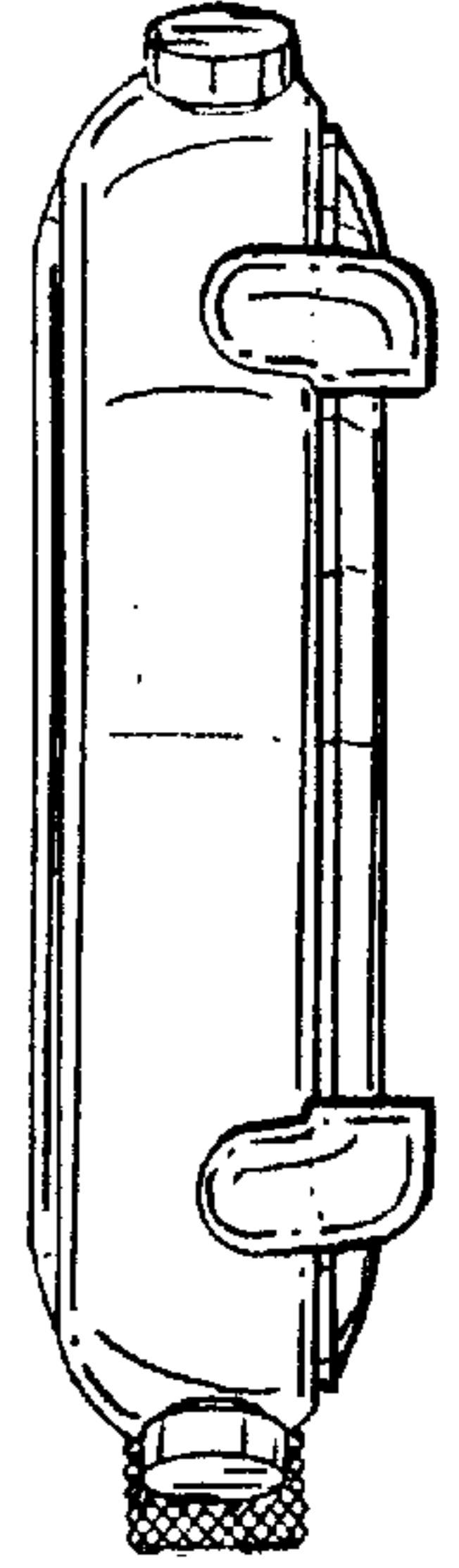
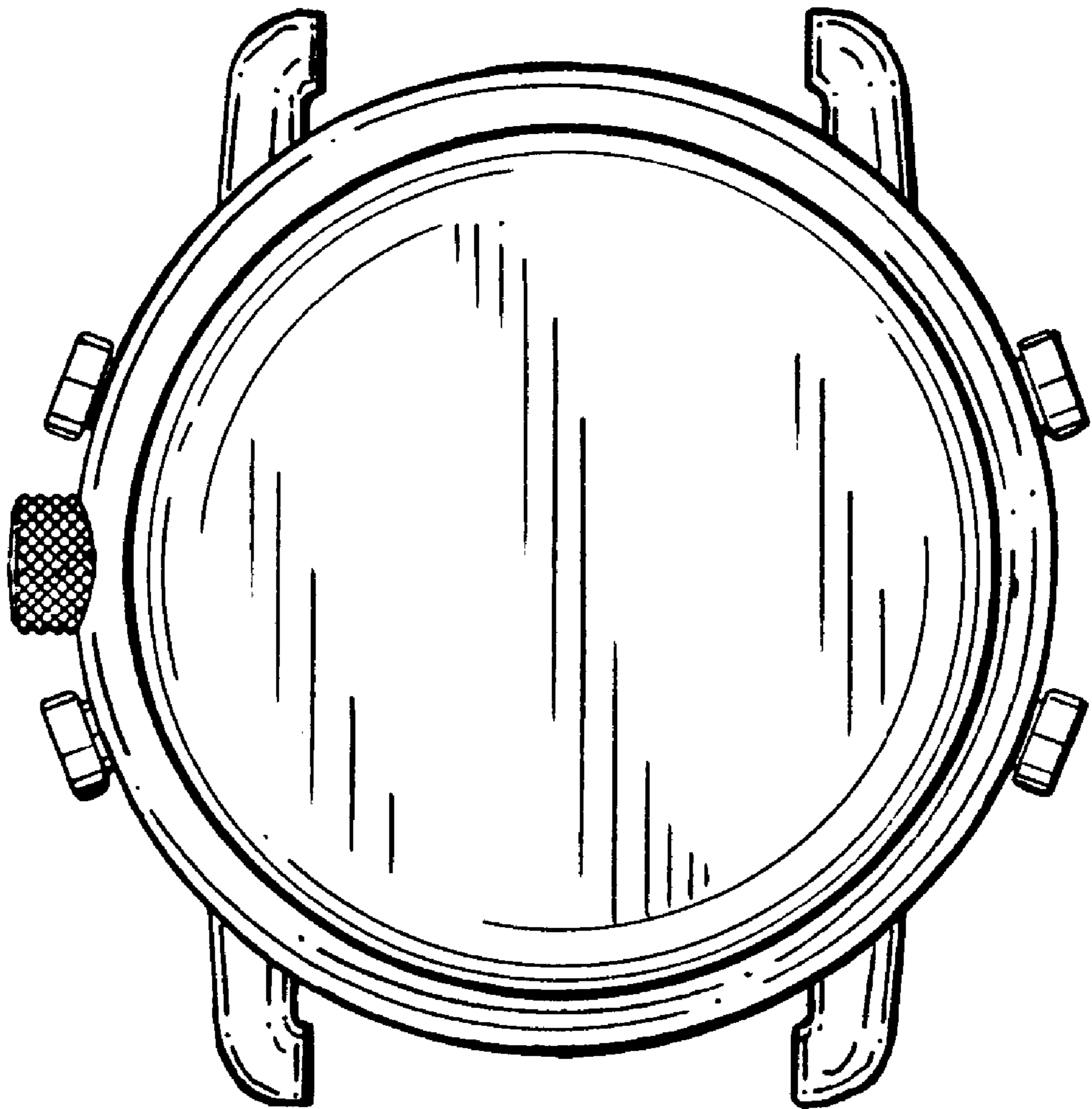


FIG. 5



*FIG. 6*



UNITED STATES PATENT AND TRADEMARK OFFICE  
**CERTIFICATE OF CORRECTION**

PATENT NO. : D 414,705  
DATED : October 5, 1999  
INVENTOR(S) : Kennedy

Page 1 of 4

It is certified that error appears in the above-identified patent and that said Letters Patent is hereby corrected as shown below:

The title page showing the illustrative figure should be deleted to be replaced with the attached title page.

Drawing sheets, consisting of Figs. 1-6, should be deleted to be replaced with the Drawing Sheets, consisting of Figs. 1-6, as shown on the attached page.

Signed and Sealed this  
Twelfth Day of December, 2000

*Attest:*



Q. TODD DICKINSON

*Attesting Officer*

*Director of Patents and Trademarks*

- [54] **BEZEL AND CASING FOR A WATCH**
- [75] **Inventor:** **Amelia Kennedy**, Woodbury, Conn.
- [73] **Assignee:** **Timex Corp.**, Middlebury, Conn.
- [\*\*] **Term:** **14 Years**
- [21] **Appl. No.:** **29/073,985**
- [22] **Filed:** **Jul. 23, 1997**
- [51] **LOC (6) Cl.** ..... **10-02**
- [52] **U.S. Cl.** ..... **D10/30; D10/38**
- [58] **Field of Search** ..... **D10/1-40, 122-132;**  
368/280-282, 276-277, 28-30, 285, 239-242,  
82-84, 41-44

- D. 382,815 8/1997 Riley ..... D10/30
- D. 382,816 8/1997 Riley ..... D10/30
- D. 383,402 9/1997 Takeichi ..... D10/39

*Primary Examiner*—Nelson C. Holtje  
*Attorney, Agent, or Firm*—Paul R. Juhasz

[57] **CLAIM**

The ornamental design for a "bezel and casing for a watch", as shown and described.

**DESCRIPTION**

FIG. 1 is a left side elevational view of a bezel and casing for a watch;  
FIG. 2 is a top plan view thereof;  
FIG. 3 is a right side elevational view thereof;  
FIG. 4 is a bottom plan view thereof;  
FIG. 5 is an end elevational view thereof; and,  
FIG. 6 is the other end elevational view thereof.

- [56] **References Cited**  
**U.S. PATENT DOCUMENTS**  
D. 381,278 7/1997 Kennedy ..... D10/32

**1 Claim, 2 Drawing Sheets**

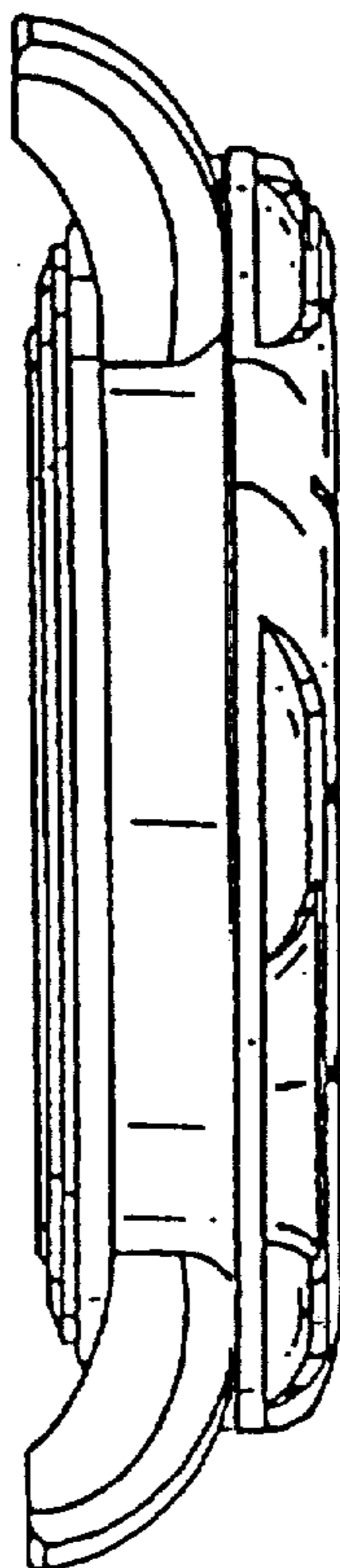


FIG. 3




FIG. 2

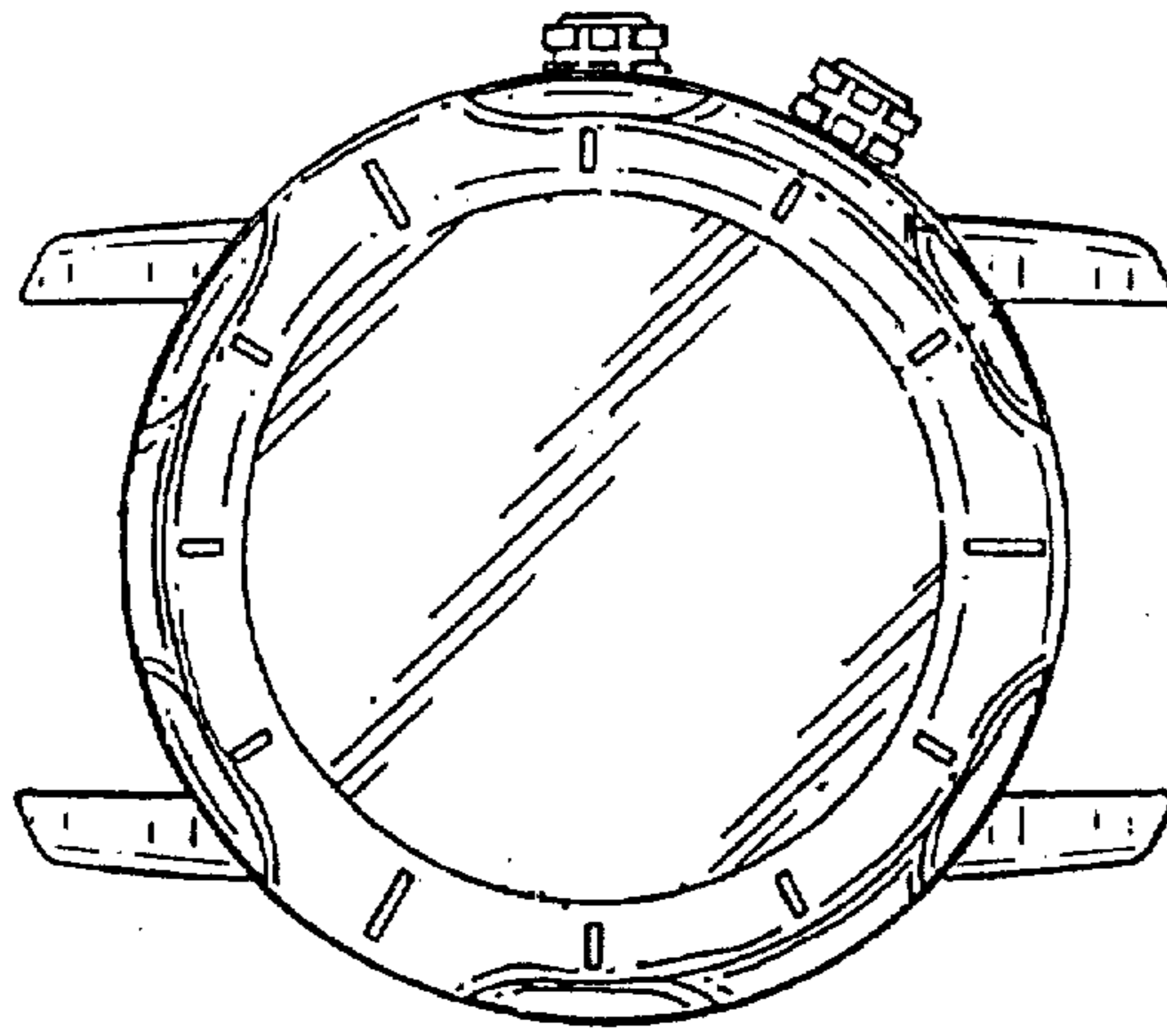


FIG. 1

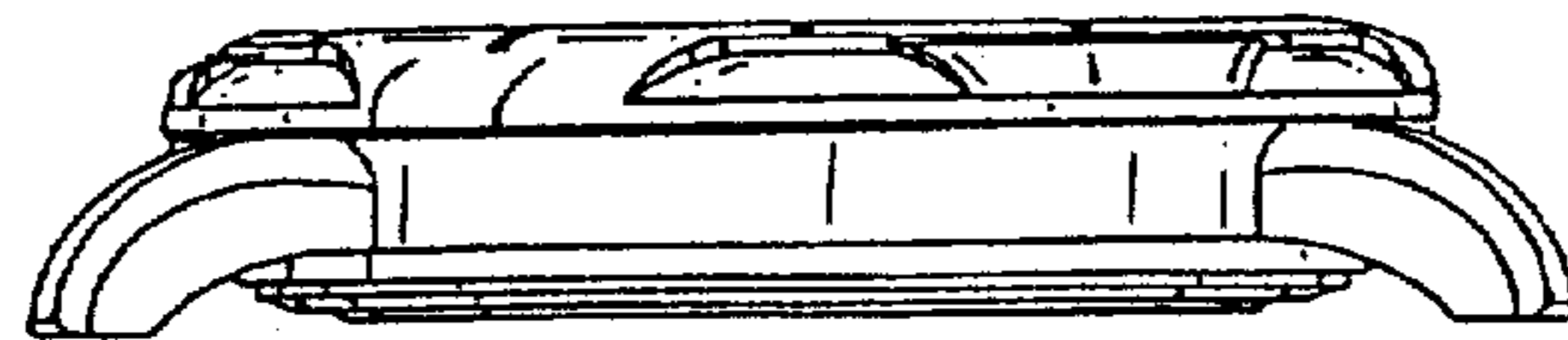


FIG. 4

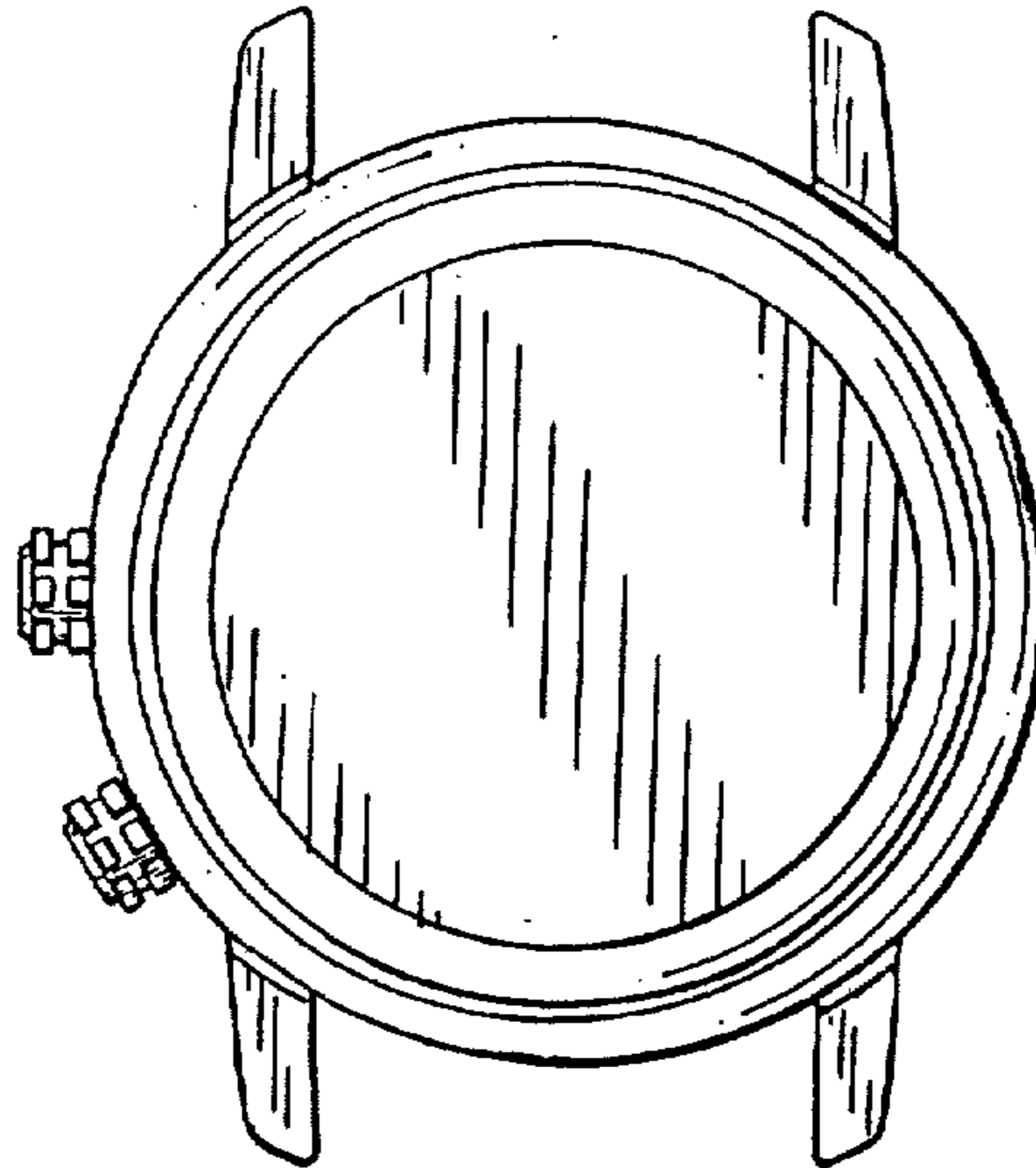


FIG. 5

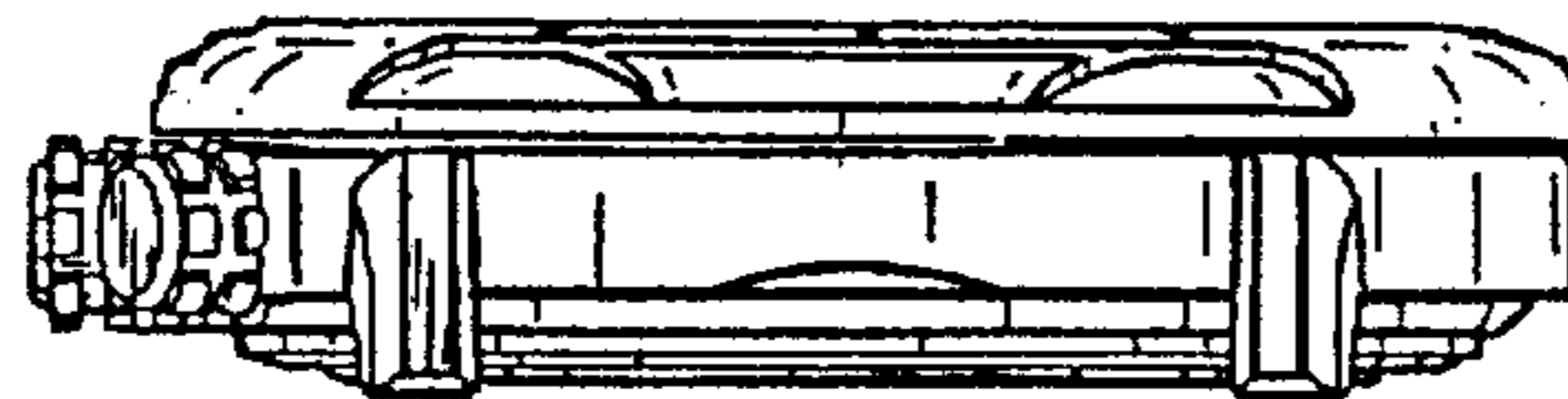


FIG. 6

