



US00D414697S

**United States Patent** [19]  
**Sayers**

[11] **Patent Number: Des. 414,697**  
[45] **Date of Patent: \*\* Oct. 5, 1999**

[54] **LIQUID DISPENSER**

[75] Inventor: **Richard C. Sayers**, Perrysburg, Ohio

[73] Assignee: **Owens-Illinois Closure Inc.**, Toledo, Ohio

[\*\*] Term: **14 Years**

[21] Appl. No.: **29/097,274**

[22] Filed: **Dec. 3, 1998**

[51] **LOC (6) Cl.** ..... **09-07**

[52] **U.S. Cl.** ..... **D9/448**

[58] **Field of Search** ..... D9/300, 435, 440, D9/447, 448, 454; D7/321, 511; 222/251, 320, 321.1, 321.6, 321.7, 321.8, 321.9

[56] **References Cited**

**U.S. PATENT DOCUMENTS**

- D. 173,430 11/1954 Hills ..... D9/300 X
- D. 177,796 5/1956 Collins .
- D. 208,825 10/1967 Hutton .
- D. 218,553 9/1970 Nigro .
- D. 219,124 11/1970 Gortz et al. .
- D. 219,125 11/1970 Gortz et al. .
- D. 224,508 8/1972 Newby .
- D. 234,342 2/1975 Schick .
- D. 244,513 5/1977 Butcher .
- D. 253,398 11/1979 Niemeyer et al. .
- D. 272,988 3/1984 Podall et al. .
- D. 275,933 10/1984 Topor et al. .
- D. 279,511 7/1985 Matsubara .
- D. 291,972 9/1987 Pfeiffer .
- D. 296,526 7/1988 von Schuckmann .
- D. 314,149 1/1991 Guilbert .
- D. 314,688 2/1991 Guillerm .
- D. 317,253 6/1991 Seager .
- D. 328,712 8/1992 Butler .
- D. 332,223 1/1993 Albertson .
- D. 338,616 8/1993 MacDonald et al. .
- D. 339,527 9/1993 Tobler .
- D. 347,385 5/1994 Kunesh .
- D. 349,045 7/1994 Schmitt .
- D. 351,794 10/1994 Foster .
- D. 355,845 2/1995 Wass .
- D. 356,947 4/1995 Mueller .
- D. 371,738 7/1996 Lamb .

- D. 381,909 8/1997 Sayers et al. .... D9/447
- D. 385,792 11/1997 Sayers et al. .... D9/448
- D. 396,188 7/1998 Sayers .
- 1,756,279 4/1930 Campbell, Jr. .
- 1,788,795 1/1931 Hoban .
- 2,150,485 3/1939 Bernhardt .
- 2,231,779 2/1941 Swartzel .
- 2,998,165 8/1961 De Elorza .
- 3,062,416 11/1962 Cooprider .
- 3,146,920 9/1964 Benjamin .
- 3,180,535 4/1965 Ward .
- 3,229,864 1/1966 Roder .
- 3,232,695 2/1966 Monahon .
- 3,724,726 4/1973 Susuki .
- 3,759,426 9/1973 Kane .
- 3,908,870 9/1975 Nozawa et al. .
- 4,144,987 3/1979 Kishi .
- 4,183,449 1/1980 Blake .
- 4,368,830 1/1983 Soughers .
- 4,371,099 2/1983 Foster et al. .
- 4,462,549 7/1984 Saito et al. .
- 4,511,065 4/1985 Corsette .
- 4,516,727 5/1985 Saito et al. .
- 4,591,076 5/1986 Iizuka .
- 4,606,479 8/1986 Van Brocklin .
- 4,817,829 4/1989 Fuchs et al. .
- 4,889,262 12/1989 Toms .
- 5,088,629 2/1992 O'Neill .
- 5,092,495 3/1992 Andre .
- 5,163,588 11/1992 Cater .
- 5,234,135 8/1993 LaFosse et al. .
- 5,301,852 4/1994 Mancini .
- 5,326,000 7/1994 Fuchs .
- 5,335,830 8/1994 Cater .
- 5,348,189 9/1994 Cater .
- 5,388,730 2/1995 Abbott et al. .
- 5,388,766 2/1995 Buisson .
- 5,449,094 9/1995 Behar et al. .

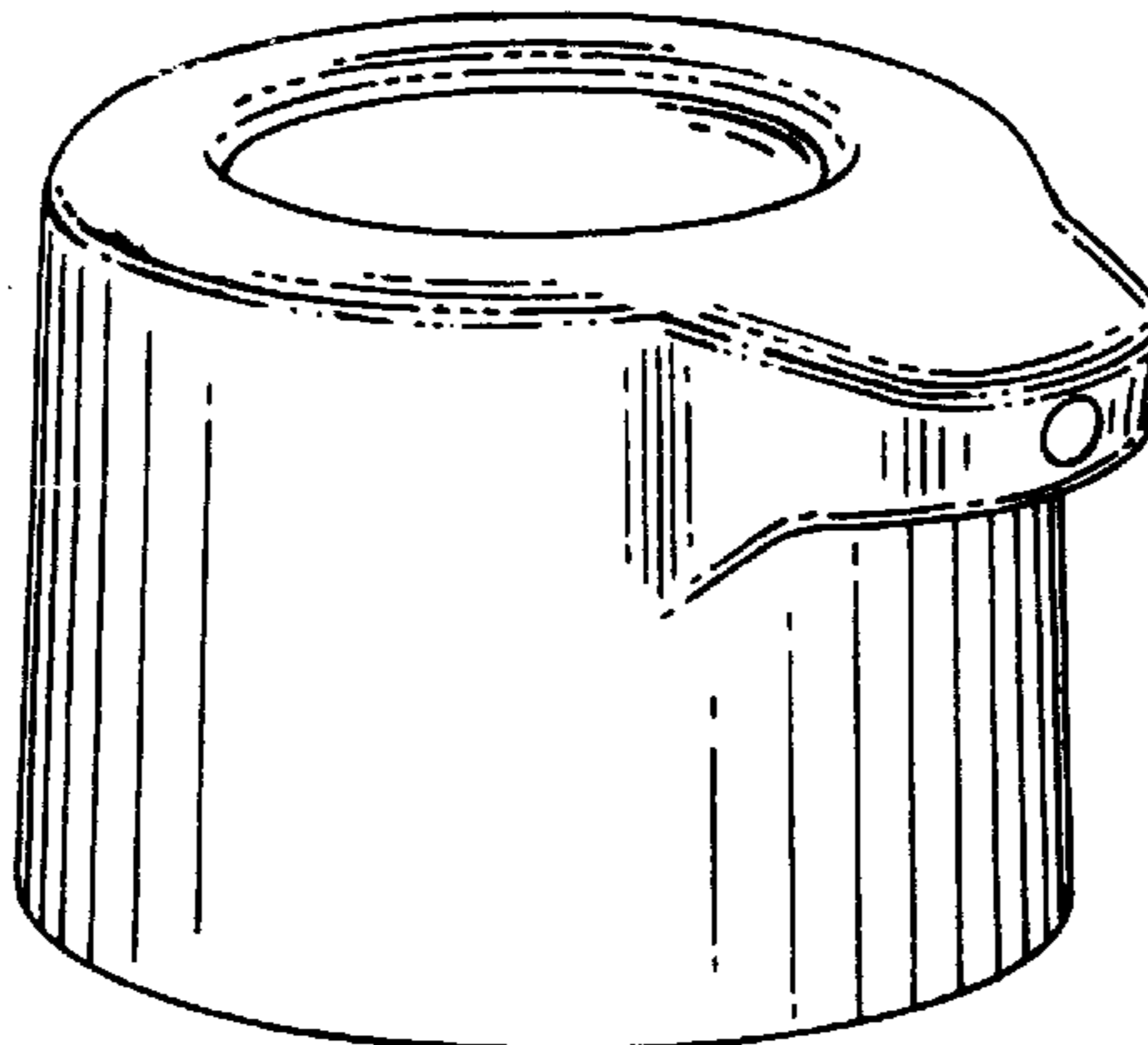
**FOREIGN PATENT DOCUMENTS**

- 978911 12/1975 Canada ..... 222/402.13
- 1399208 6/1964 France .
- 1444567 8/1965 France .
- 1542927 10/1967 France .

**OTHER PUBLICATIONS**

“Emballages” (1981)—p. 97.

*Primary Examiner*—Cathron B. Matta



[57]

**CLAIM**

The ornamental design for a liquid dispenser, as shown and described.

**DESCRIPTION**

FIG. 1 is a perspective view of a liquid dispenser in accordance with the present invention;

FIG. 2 is a top plan view of the liquid dispenser illustrated in FIG. 1;

FIG. 3 is a side elevational view of the liquid dispenser illustrated in FIGS. 1 and 2, the opposite side elevational view being a mirror image thereof;

FIG. 4 is a front elevational view of the liquid dispenser illustrated in FIGS. 1-3; and,

FIG. 5 is a rear elevational view of the liquid dispenser illustrated in FIGS. 1-4.

**1 Claim, 1 Drawing Sheet**

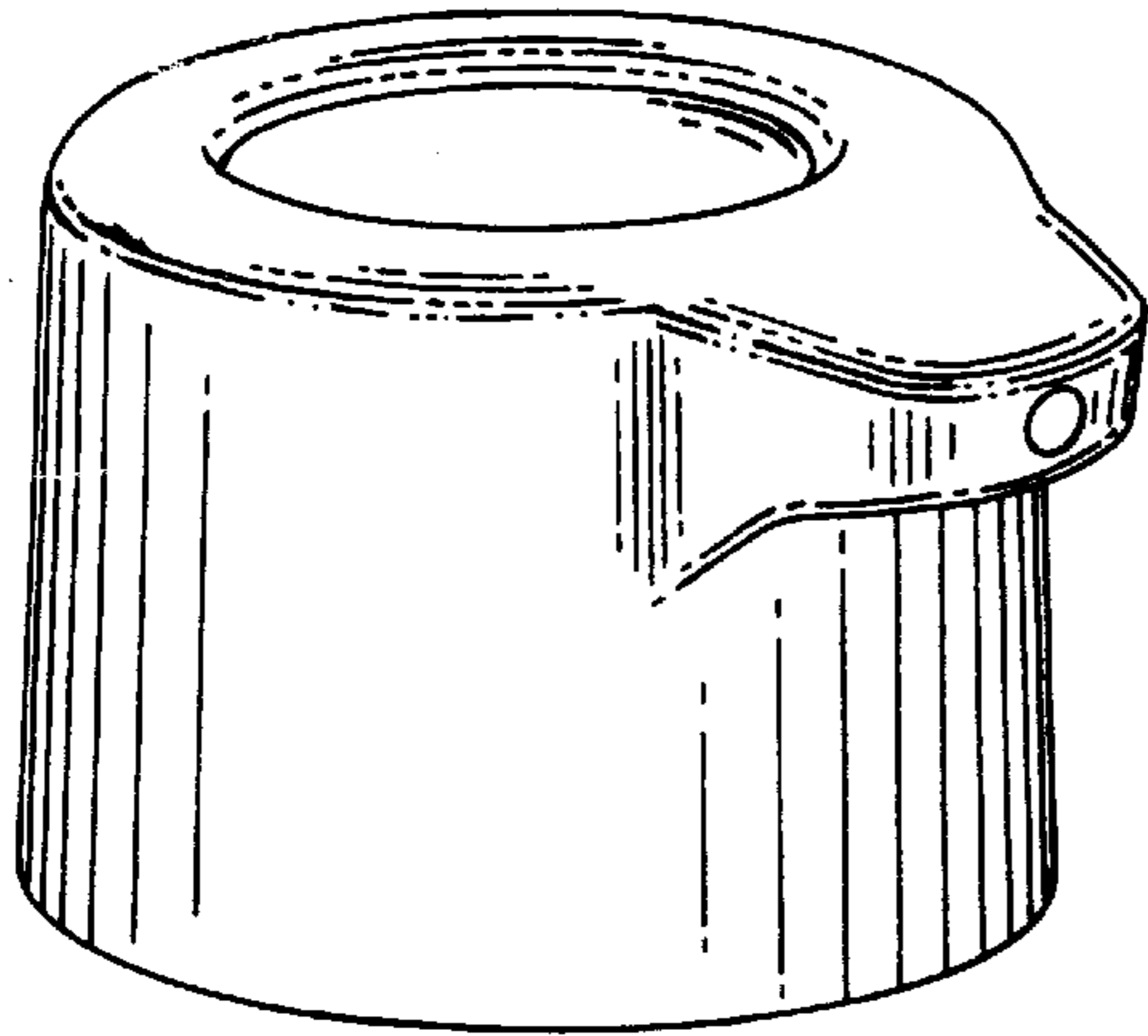


FIG. 1

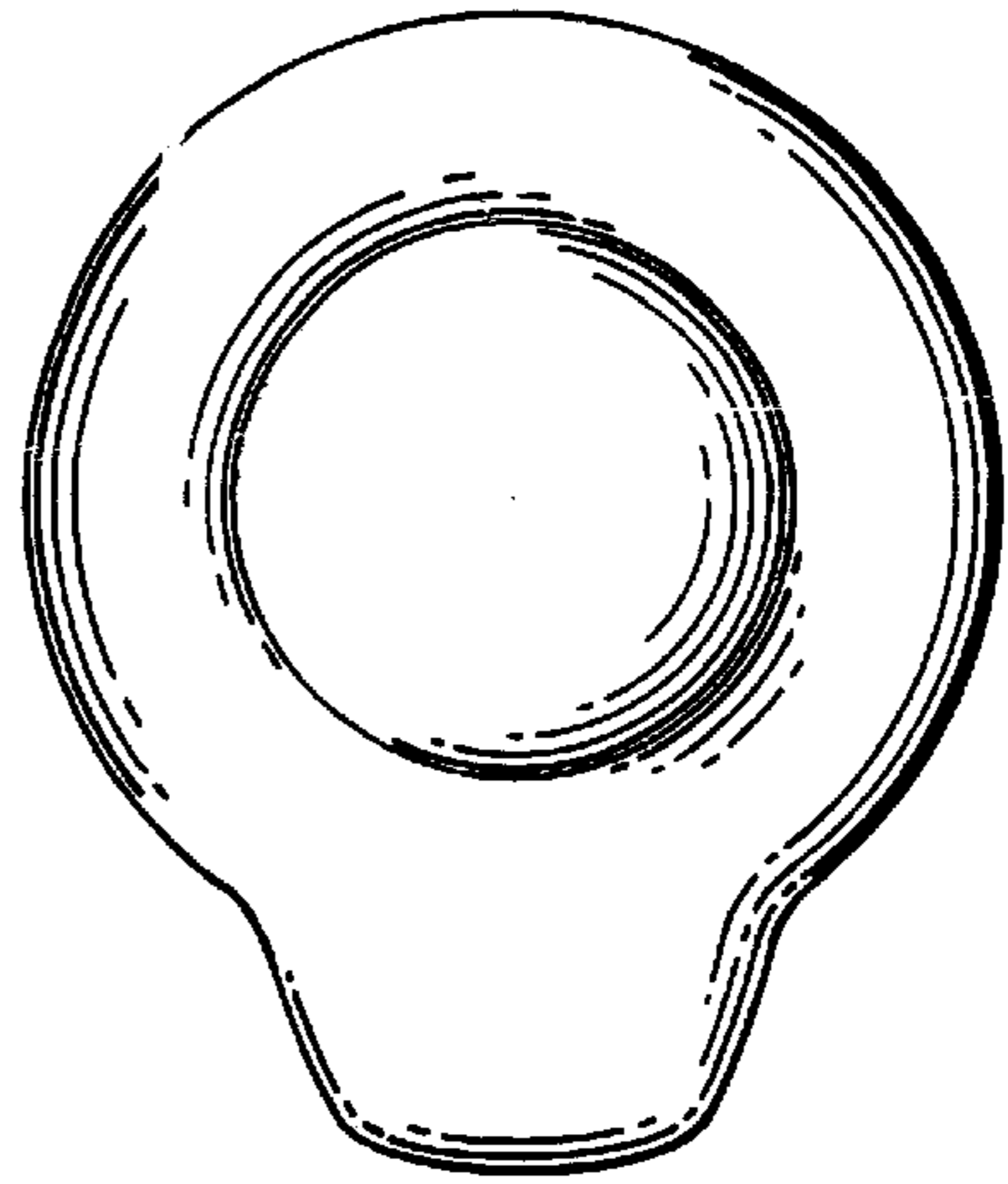


FIG. 2




FIG. 3




FIG. 4




FIG. 5