



US00D414693S

United States Patent [19]
Cheng et al.

[11] **Patent Number: Des. 414,693**
[45] **Date of Patent: ** Oct. 5, 1999**

[54] **PLASTIC CONTAINER**
[75] Inventors: **Jizu J. Cheng**, Burr Ridge; **Jeffrey D. Krich**, Orland Park, both of Ill.
[73] Assignee: **Crown Cork & Seal Technologies Corporation**, Alsip, Ill.
[**] Term: **14 Years**
[21] Appl. No.: **29/079,342**
[22] Filed: **Nov. 12, 1997**
[51] **LOC (6) Cl.** **09-01**
[52] **U.S. Cl.** **D9/434; D9/520; D9/571**
[58] **Field of Search** **D9/552, 565, 520, D9/551, 564, 553, 566, 556, 557, 571, 434; 215/382, 383, 384, 900; 220/666; D7/523; D11/152**

5,092,475 3/1992 Krishnakumar et al. 215/383 X
5,101,990 4/1992 Krishnakumar et al. 215/383
5,222,615 6/1993 Ota et al. 215/383 X
5,224,614 7/1993 Bono et al. 215/384
5,499,730 3/1996 Harbour 215/382
5,522,519 6/1996 Bergner et al. 215/382
5,529,196 6/1996 Lane 215/375
5,593,056 1/1997 Mero et al. 215/382
5,642,826 7/1997 Melrose 215/382
5,645,190 7/1997 Goldberg 220/674
5,690,244 11/1997 Darr 215/382
5,704,504 1/1998 Bueno 215/382 X
5,740,934 4/1998 Brady 215/382 X
5,785,197 7/1998 Slat 215/375

FOREIGN PATENT DOCUMENTS

1207681 7/1986 Canada .

Primary Examiner—Lucy Lieberman
Attorney, Agent, or Firm—Woodcock Washburn Kurtz Mackiewicz & Norris LLP

[56] **References Cited**
U.S. PATENT DOCUMENTS

D. 85,379 10/1931 Fuerst D9/556
D. 117,138 10/1939 Buckingham D9/571
D. 197,925 4/1964 Allen D9/571
D. 205,099 6/1966 Plummer D9/538
D. 216,080 11/1969 Lawton D9/571
D. 305,984 2/1990 Alberghini et al. D9/500
D. 306,262 2/1990 Bit D9/520
3,357,593 12/1967 Sears, Jr. et al. 220/673 X
3,403,804 10/1968 Colombo 215/375 X
4,294,366 10/1981 Chang 215/375
4,512,490 4/1985 Frei et al. 220/673
4,538,439 9/1985 Frei 220/673 X
4,966,780 10/1990 Hargraves et al. 215/375 X
5,071,015 12/1991 Kinslow 215/375

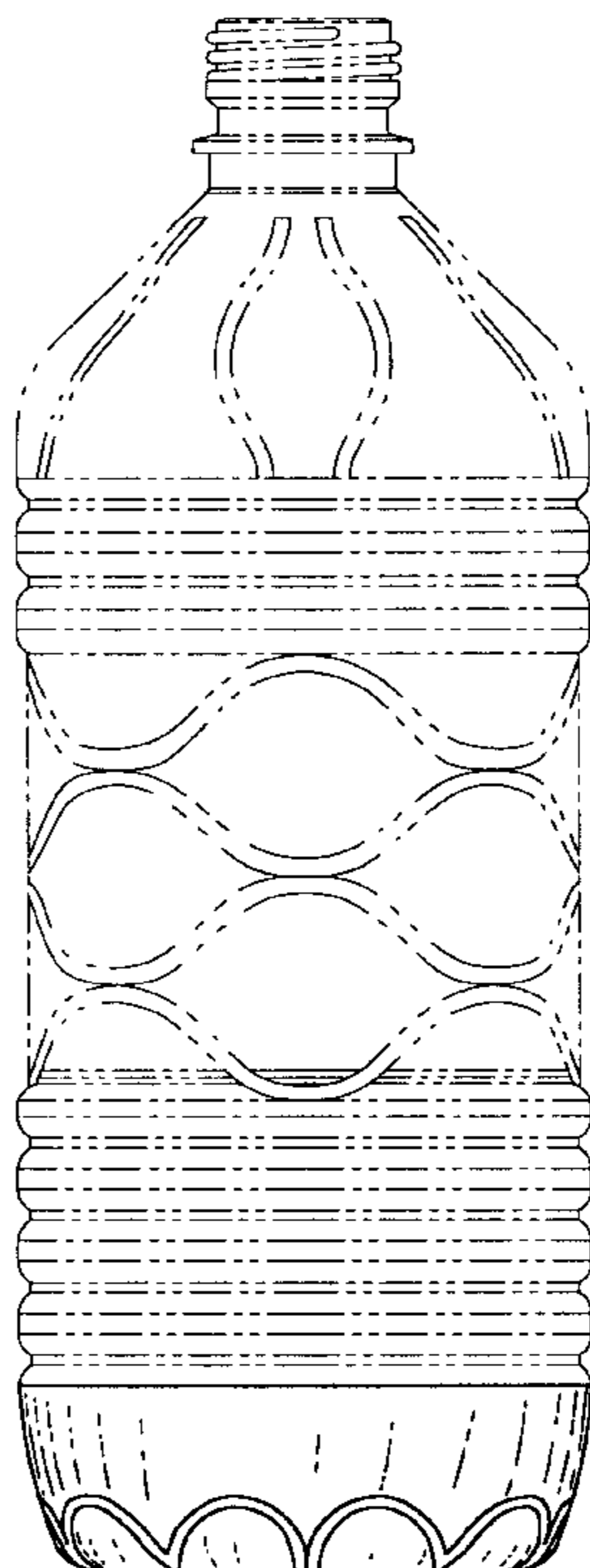
[57] **CLAIM**

The ornamental design for a “plastic container,” as shown and described.

DESCRIPTION

FIG. 1 is a perspective view showing my new design;
FIG. 2 is a first side elevational view;
FIG. 3 is a second side elevational view;
FIG. 4 is a front elevational view;
FIG. 5 is a rear elevational view;
FIG. 6 is a top plan view; and,
FIG. 7 is a bottom plan view.

1 Claim, 4 Drawing Sheets



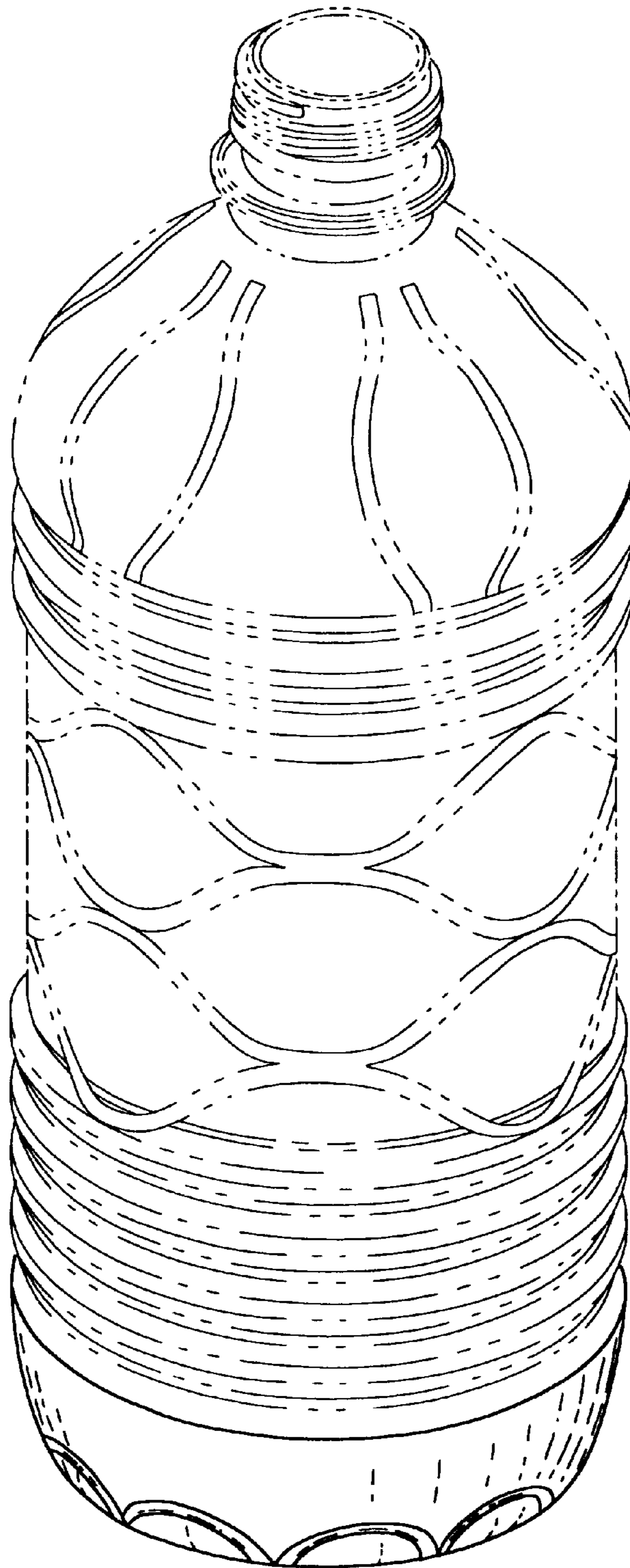


FIG. 1

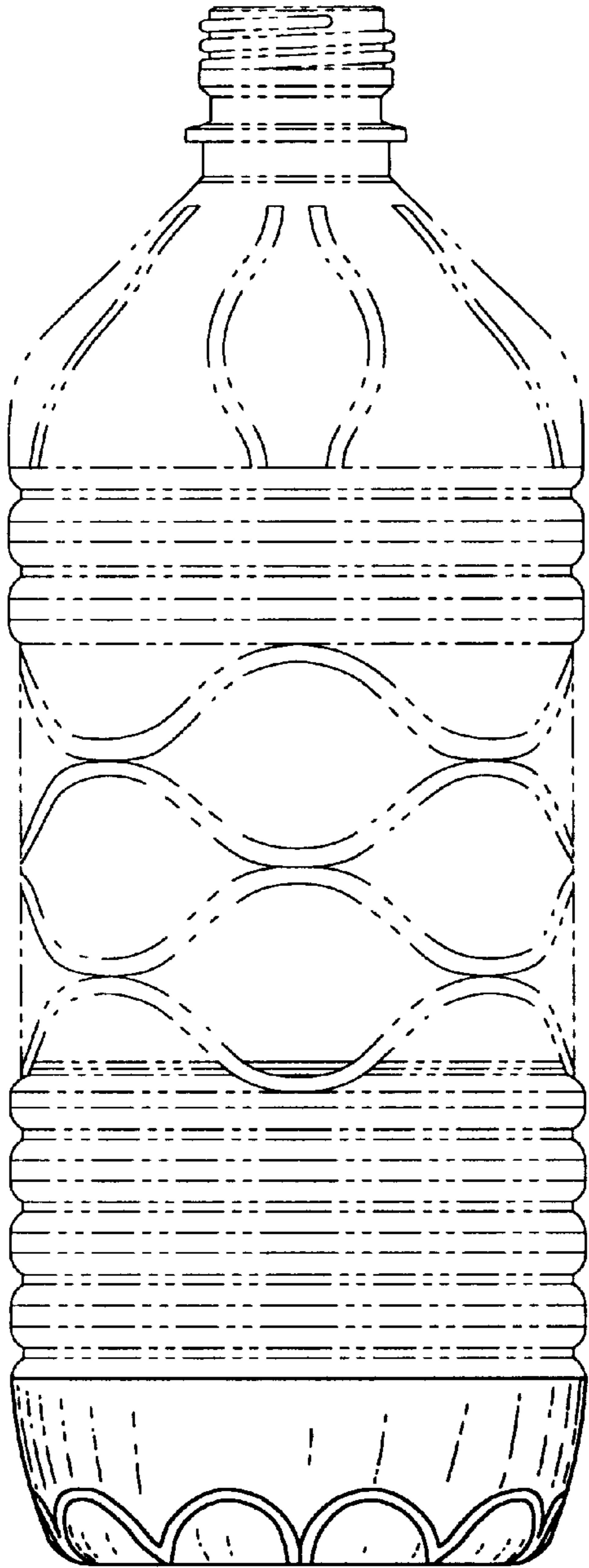


FIG. 2

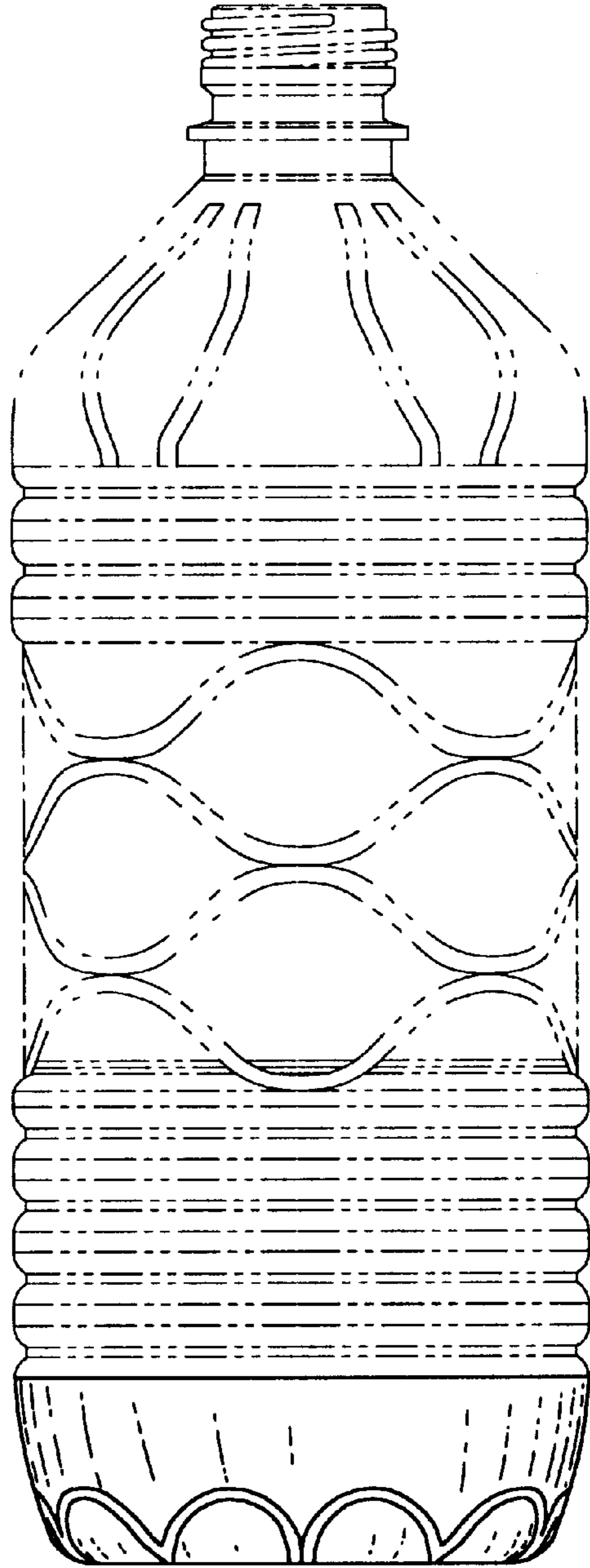


FIG. 3

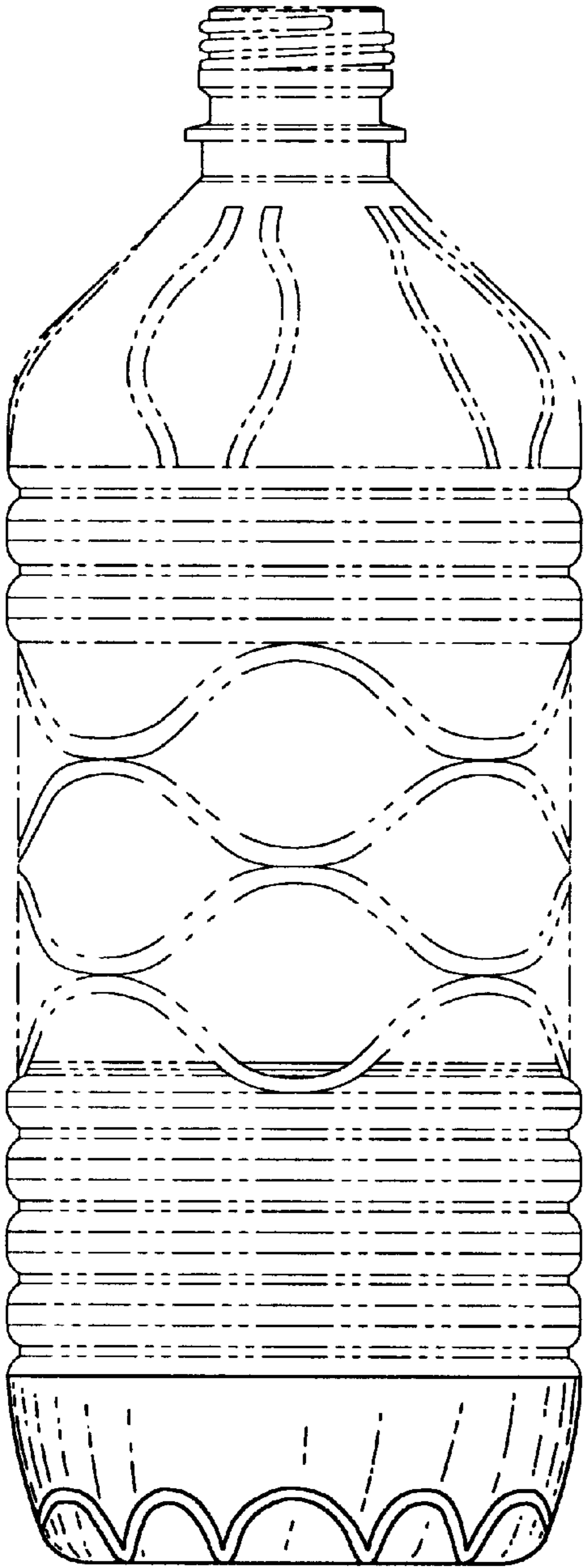


FIG. 4

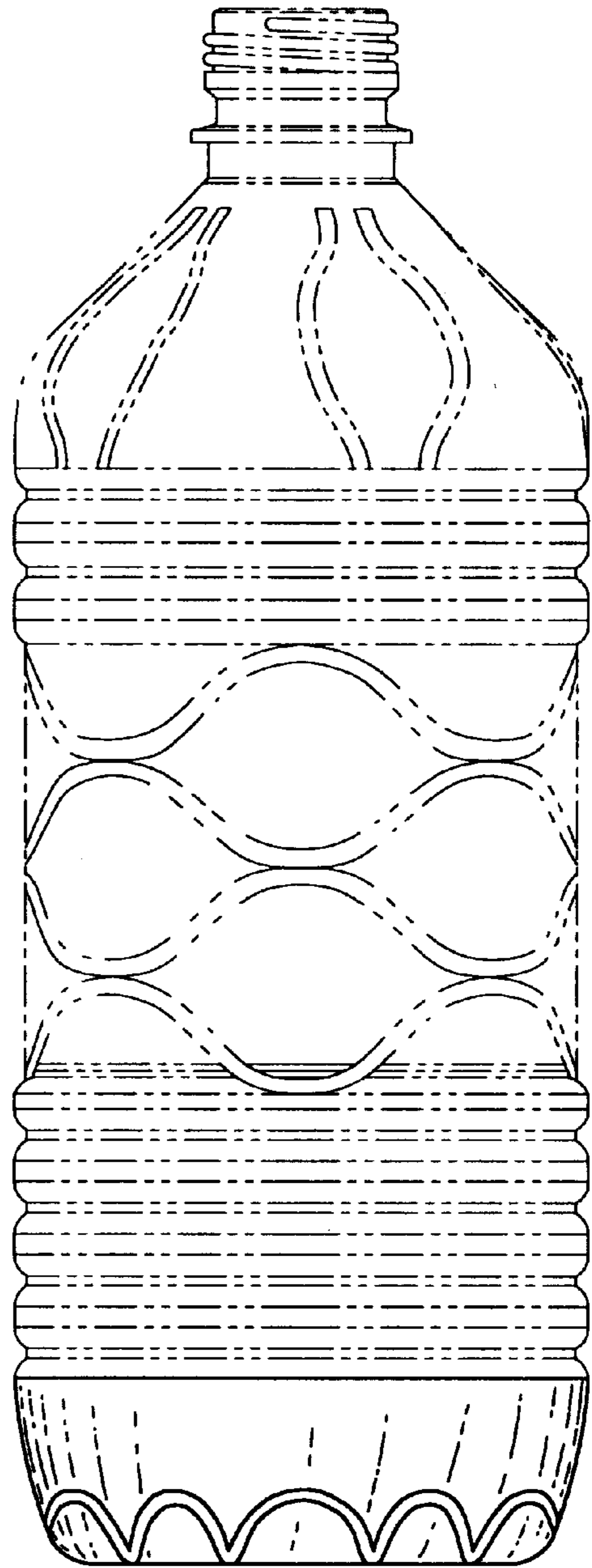


FIG. 5

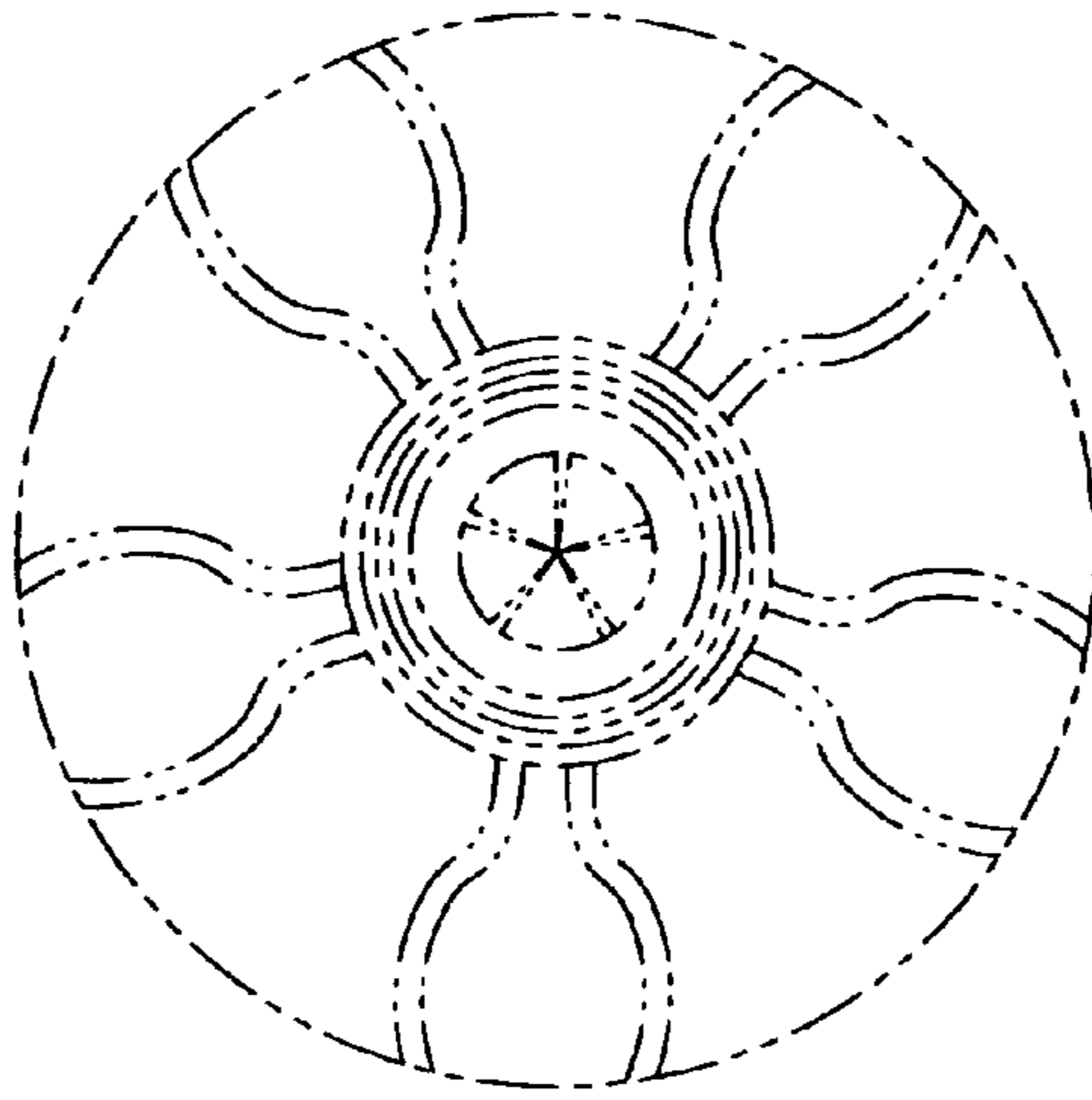


FIG. 6



FIG. 7

UNITED STATES PATENT AND TRADEMARK OFFICE
CERTIFICATE OF CORRECTION

PATENT NO. : Des. 414,693
DATED : October 5, 1999
INVENTOR(S) : Jizu J. Cheng and Jeffrey D. Krich

Page 1 of 5

It is certified that error appears in the above-identified patent and that said Letters Patent is hereby corrected as shown below:

Title page illustrating a figure should be deleted, and replace with a new title page illustrating a figure. (Attached)

Title page,

Item [62], **Related U.S. Application Data**, insert -- **Cross Reference to Related Applications**

This application is related to U.S. Serial No. 29/079,317, filed November 12, 1997; U.S. Serial No. 29/079,318, filed November 12, 1997; and U.S. Serial No. 29/079,350, filed November 12, 1997. --.

Drawings,

Delete drawing sheets 1-4, and substitute therefor drawing sheets 1-4, (Attached)

Signed and Sealed this

Twenty-second Day of March, 2005

A handwritten signature in black ink on a dotted background. The signature reads "Jon W. Dudas" in a cursive style.

JON W. DUDAS

Director of the United States Patent and Trademark Office

United States Patent [19]
Cheng et al.

[11] **Patent Number: Des. 414,693**
 [45] **Date of Patent: ** Oct. 5, 1999**

[54] **PLASTIC CONTAINER**

[75] **Inventors: Jiza J. Cheng, Burr Ridge; Jeffrey D. Krich, Orland Park, both of Ill.**

[73] **Assignee: Crown Cork & Seal Technologies Corporation, Alsip, Ill.**

[**] **Term: 14 Years**

[21] **Appl. No.: 29/079,342**

[22] **Filed: Nov. 12, 1997**

[51] **LOC (6) CL 09-01**

[52] **U.S. CL D9/434; D9/520; D9/571**

[58] **Field of Search D9/552, 565, 520, D9/551, 564, 553, 566, 556, 557, 571, 434; 215/382, 383, 384, 900; 220/666; D7/523; D11/152**

[56] **References Cited**

U.S. PATENT DOCUMENTS

| | | | | |
|------------|---------|-------------------|-------|-----------|
| D. 85,379 | 10/1931 | Fuenst | | D9/556 |
| D. 117,138 | 10/1939 | Buckingham | | D9/571 |
| D. 197,925 | 4/1964 | Allen | | D9/571 |
| D. 205,099 | 6/1966 | Plummer | | D9/538 |
| D. 216,080 | 11/1969 | Lawton | | D9/571 |
| D. 305,984 | 2/1990 | Alberghini et al. | | D9/500 |
| D. 306,262 | 2/1990 | Bit | | D9/520 |
| 3,357,593 | 12/1967 | Sears, Jr. et al. | | 220/673 X |
| 3,403,804 | 10/1968 | Colombo | | 215/375 X |
| 4,294,366 | 10/1981 | Chang | | 215/375 |
| 4,512,490 | 4/1985 | Frei et al. | | 220/673 |
| 4,538,439 | 9/1985 | Frei | | 220/673 X |
| 4,966,780 | 10/1990 | Hargraves et al. | | 215/375 X |
| 5,071,015 | 12/1991 | Kinslow | | 215/375 |

| | | | | |
|-----------|---------|---------------------|-------|-----------|
| 5,092,475 | 3/1992 | Krishnakumar et al. | | 215/383 X |
| 5,101,990 | 4/1992 | Krishnakumar et al. | | 215/383 |
| 5,222,615 | 6/1993 | Ota et al. | | 215/383 X |
| 5,224,614 | 7/1993 | Bono et al. | | 215/384 |
| 5,499,730 | 3/1996 | Harbous | | 215/382 |
| 5,522,519 | 6/1996 | Bergner et al. | | 215/382 |
| 5,529,196 | 6/1996 | Lane | | 215/375 |
| 5,593,056 | 1/1997 | Mero et al. | | 215/382 |
| 5,642,826 | 7/1997 | Melrose | | 215/382 |
| 5,645,190 | 7/1997 | Goldberg | | 220/674 |
| 5,690,244 | 11/1997 | Darr | | 215/382 |
| 5,704,504 | 1/1998 | Bueno | | 215/382 X |
| 5,740,934 | 4/1998 | Brady | | 215/382 X |
| 5,785,197 | 7/1998 | Slat | | 215/375 |

FOREIGN PATENT DOCUMENTS

1207681 7/1986 Canada

Primary Examiner—Lucy Lieberman
Attorney, Agent, or Firm—Woodcock Washburn Kurtz Mackiewicz & Norris LLP

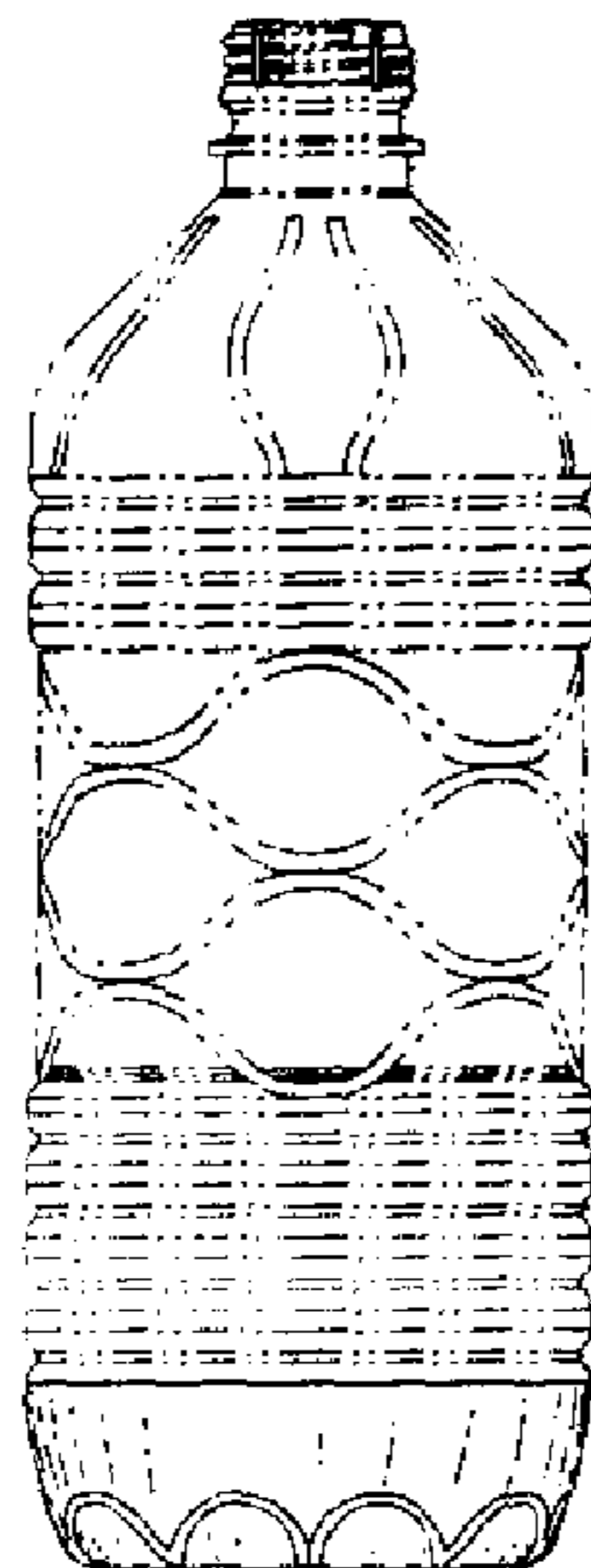
[57] **CLAIM**

The ornamental design for a "plastic container," as shown and described.

DESCRIPTION

FIG. 1 is a perspective view showing my new design;
 FIG. 2 is a first side elevational view;
 FIG. 3 is a second side elevational view;
 FIG. 4 is a front elevational view;
 FIG. 5 is a rear elevational view;
 FIG. 6 is a top plan view; and,
 FIG. 7 is a bottom plan view.

1 Claim, 4 Drawing Sheets



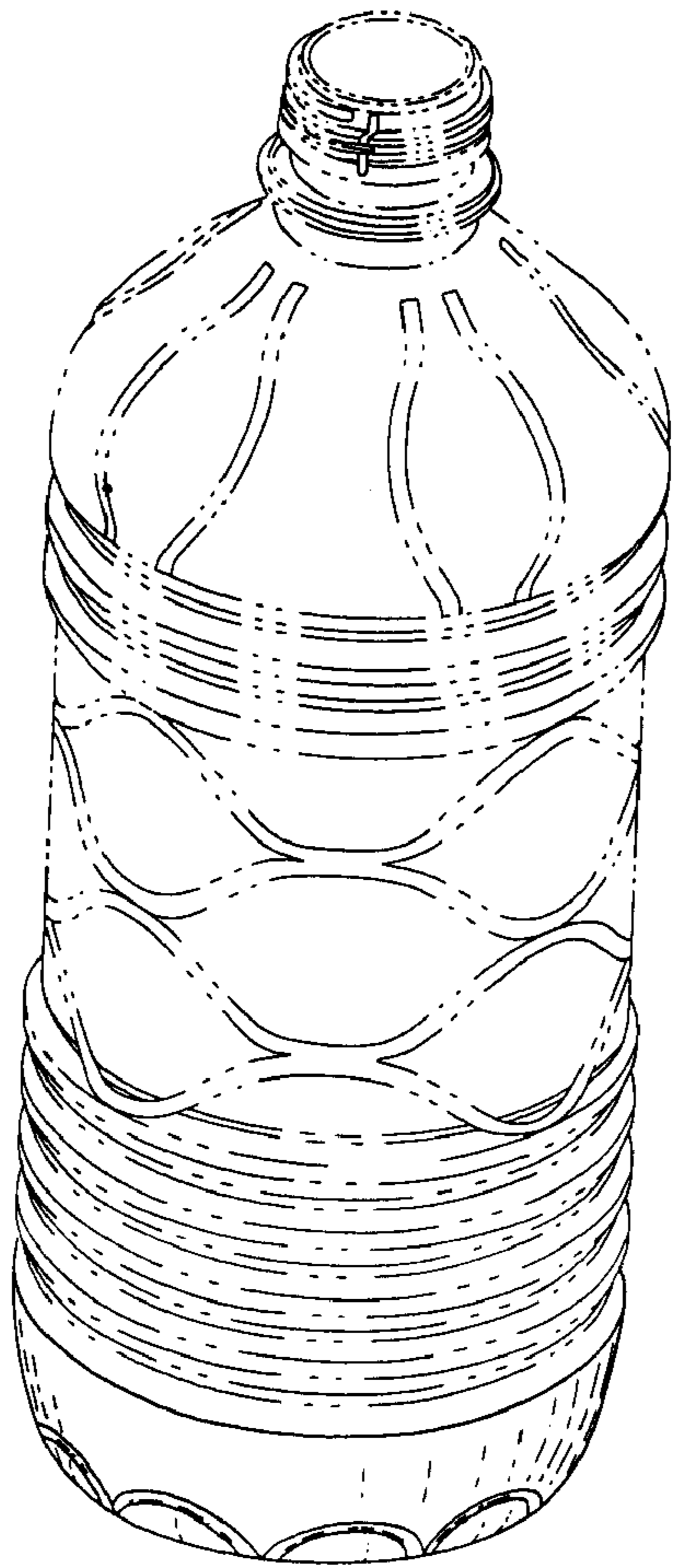


FIG. 1

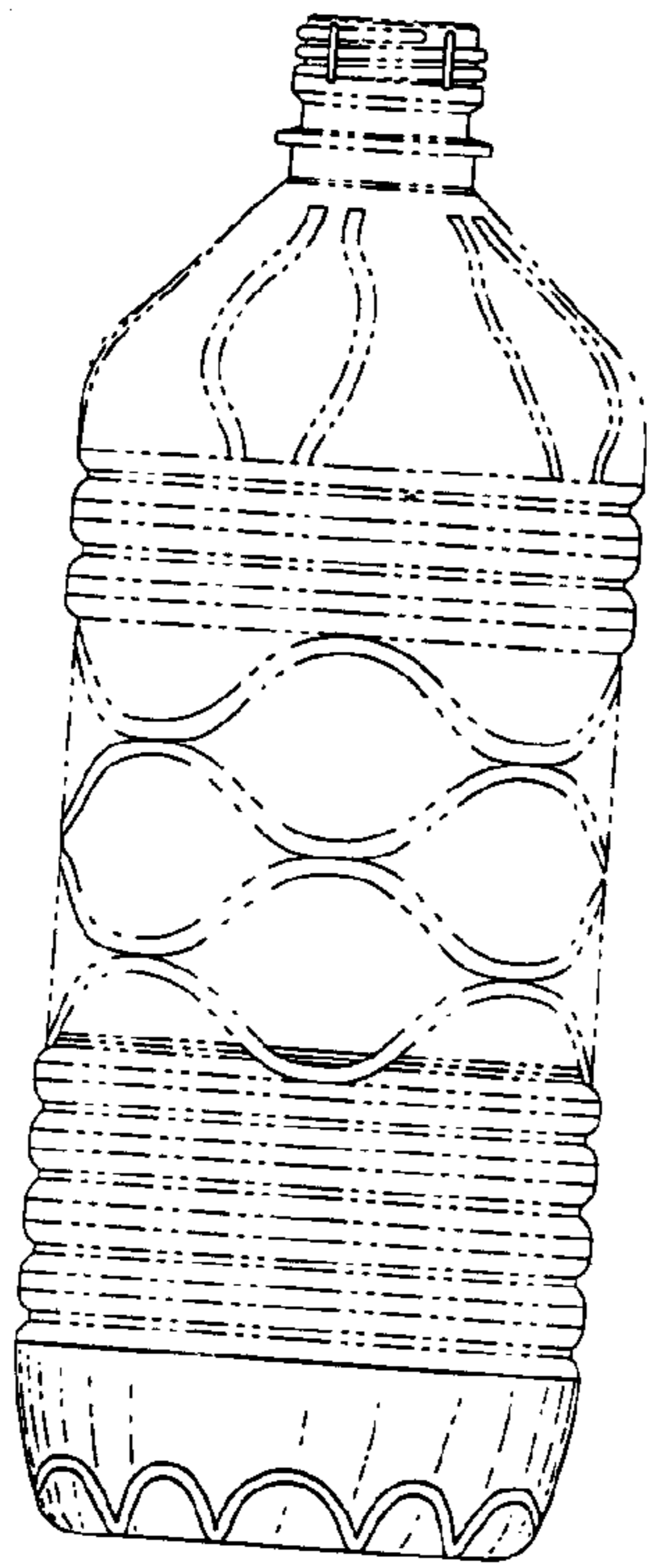


FIG. 4

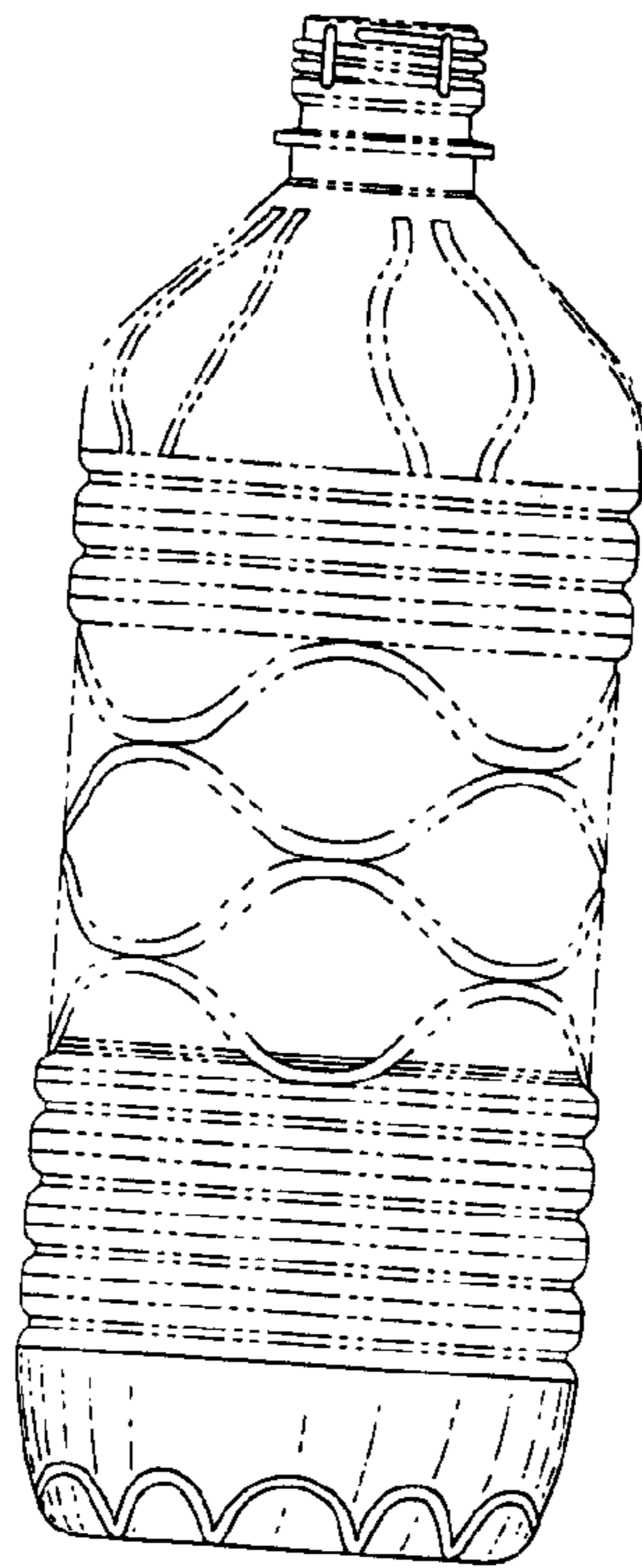


FIG. 5

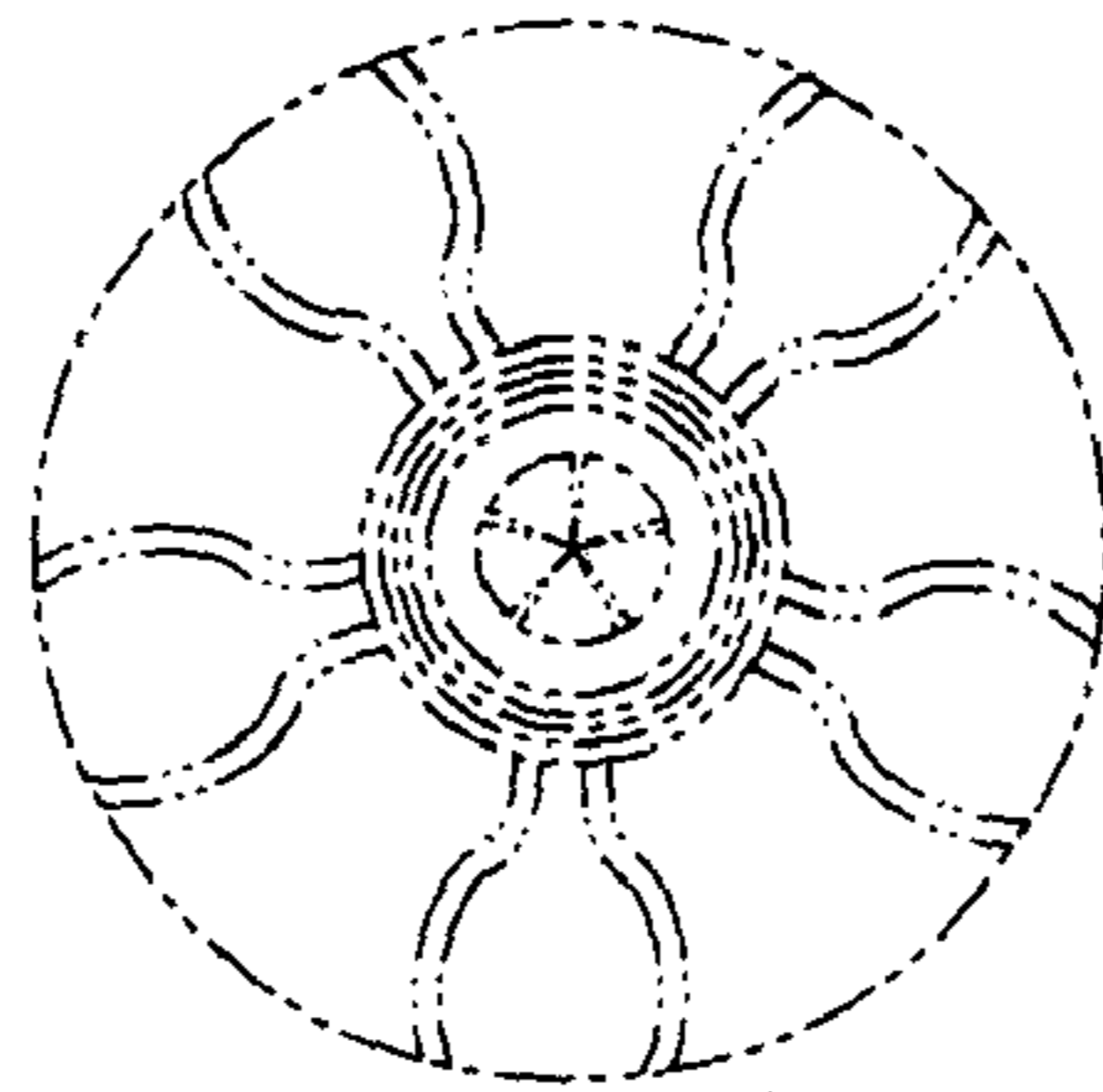


FIG. 6



FIG. 7

UNITED STATES PATENT AND TRADEMARK OFFICE
CERTIFICATE OF CORRECTION

PATENT NO. : Des. 414,693
DATED : October 5, 1999
INVENTOR(S) : Jizu J. Cheng and Jeffrey D. Krich

Page 1 of 6

It is certified that error appears in the above-identified patent and that said Letters Patent is hereby corrected as shown below:

Title page illustrating a figure should be deleted, and replace with a new title page illustrating a figure. (Attached)

Title page,

Item [62], **Related U.S. Application Data**, insert -- **Cross Reference to Related Applications**

This application is related to U.S. Serial No. 29/079,317, filed November 12, 1997; U.S. Serial No. 29/079,318, filed November 12, 1997; and U.S. Serial No. 29/079,350, filed November 12, 1997. --.

Drawings,

Delete drawing sheets 1-5, and substitute therefor drawing sheets 1-5, (Attached)

This Certificate supersedes Certificate of Correction issued March 22, 2005.

Signed and Sealed this

Fifth Day of July, 2005

A handwritten signature in black ink on a light gray dotted background. The signature reads "Jon W. Dudas" in a cursive style.

JON W. DUDAS

Director of the United States Patent and Trademark Office

United States Patent [19]
Cheng et al.

[11] **Patent Number: Des. 414,693**
 [45] **Date of Patent: ** Oct. 5, 1999**

[54] **PLASTIC CONTAINER**

[75] **Inventors: Jiza J. Cheng, Burr Ridge; Jeffrey D. Krich, Orland Park, both of Ill.**

[73] **Assignee: Crown Cork & Seal Technologies Corporation, Alsip, Ill.**

[**] **Term: 14 Years**

[21] **Appl. No.: 29/079,342**

[22] **Filed: Nov. 12, 1997**

[51] **LOC (6) CL 09-01**

[52] **U.S. CL D9/434; D9/520; D9/571**

[58] **Field of Search D9/552, 565, 520, D9/551, 564, 553, 566, 556, 557, 571, 434; 215/382, 383, 384, 900; 220/666; D7/523; D11/152**

[56] **References Cited**

U.S. PATENT DOCUMENTS

| | | | | |
|------------|---------|-------------------|-------|-----------|
| D. 85,379 | 10/1931 | Fuenst | | D9/556 |
| D. 117,138 | 10/1939 | Buckingham | | D9/571 |
| D. 197,925 | 4/1964 | Allen | | D9/571 |
| D. 205,099 | 6/1966 | Plummer | | D9/538 |
| D. 216,080 | 11/1969 | Lawton | | D9/571 |
| D. 305,984 | 2/1990 | Alberghini et al. | | D9/500 |
| D. 306,262 | 2/1990 | Bit | | D9/520 |
| 3,357,593 | 12/1967 | Sears, Jr. et al. | | 220/673 X |
| 3,403,804 | 10/1968 | Colombo | | 215/375 X |
| 4,294,366 | 10/1981 | Chang | | 215/375 |
| 4,512,490 | 4/1985 | Frei et al. | | 220/673 |
| 4,538,439 | 9/1985 | Frei | | 220/673 X |
| 4,966,780 | 10/1990 | Hargraves et al. | | 215/375 X |
| 5,071,015 | 12/1991 | Kinslow | | 215/375 |

| | | | | |
|-----------|---------|---------------------|-------|-----------|
| 5,092,475 | 3/1992 | Krishnakumar et al. | | 215/383 X |
| 5,101,990 | 4/1992 | Krishnakumar et al. | | 215/383 |
| 5,222,615 | 6/1993 | Ota et al. | | 215/383 X |
| 5,224,614 | 7/1993 | Bono et al. | | 215/384 |
| 5,499,730 | 3/1996 | Harbous | | 215/382 |
| 5,522,519 | 6/1996 | Bergner et al. | | 215/382 |
| 5,529,196 | 6/1996 | Lane | | 215/375 |
| 5,593,056 | 1/1997 | Mero et al. | | 215/382 |
| 5,642,826 | 7/1997 | Melrose | | 215/382 |
| 5,645,190 | 7/1997 | Goldberg | | 220/674 |
| 5,690,244 | 11/1997 | Darr | | 215/382 |
| 5,704,504 | 1/1998 | Bueno | | 215/382 X |
| 5,740,934 | 4/1998 | Brady | | 215/382 X |
| 5,785,197 | 7/1998 | Slat | | 215/375 |

FOREIGN PATENT DOCUMENTS

1207681 7/1986 Canada

Primary Examiner—Lucy Lieberman
Attorney, Agent, or Firm—Woodcock Washburn Kurtz Mackiewicz & Norris LLP

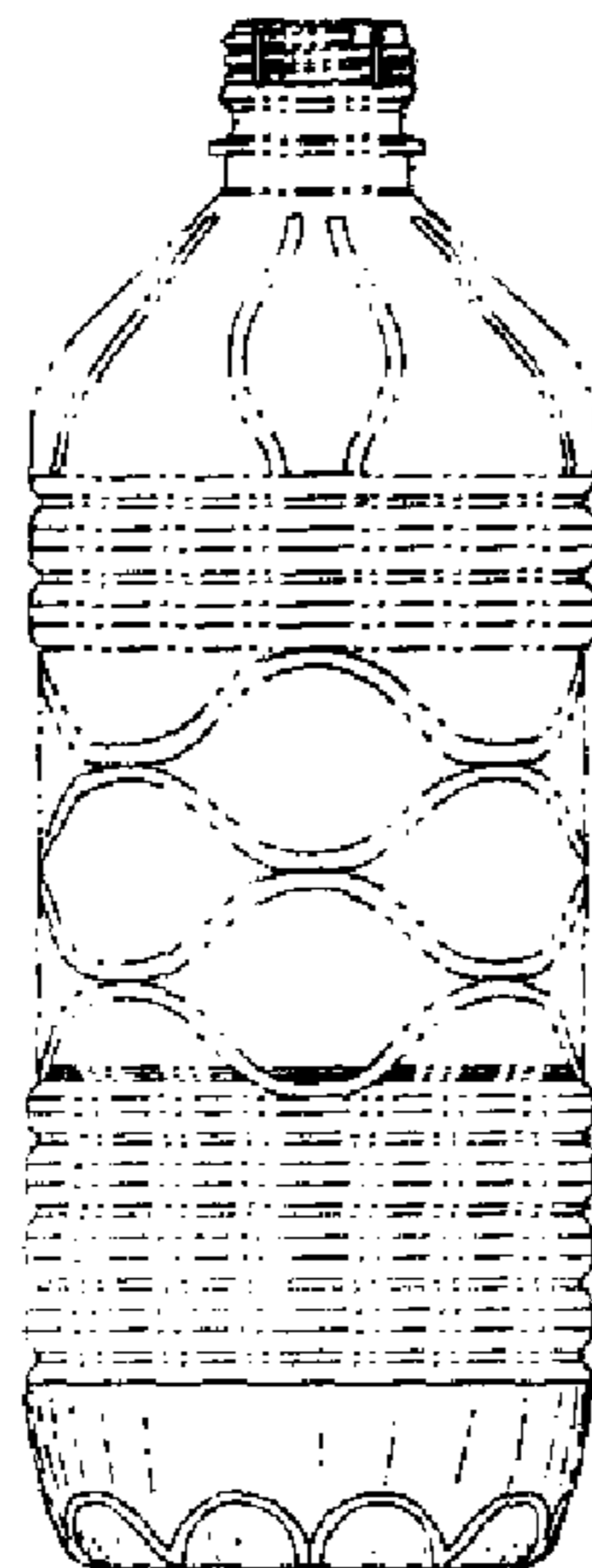
[57] **CLAIM**

The ornamental design for a "plastic container," as shown and described.

DESCRIPTION

FIG. 1 is a perspective view showing my new design;
 FIG. 2 is a first side elevational view;
 FIG. 3 is a second side elevational view;
 FIG. 4 is a front elevational view;
 FIG. 5 is a rear elevational view;
 FIG. 6 is a top plan view; and,
 FIG. 7 is a bottom plan view.

1 Claim, 4 Drawing Sheets



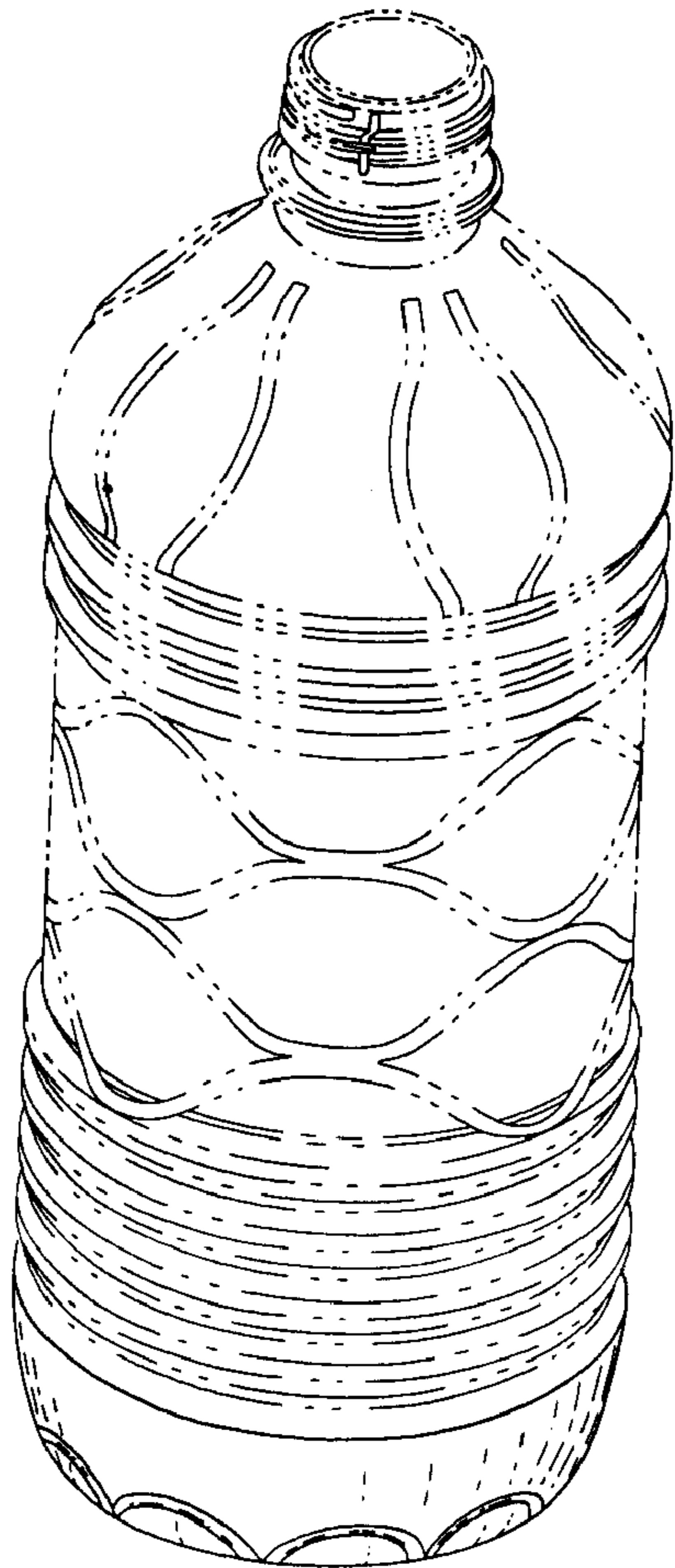


FIG. 1

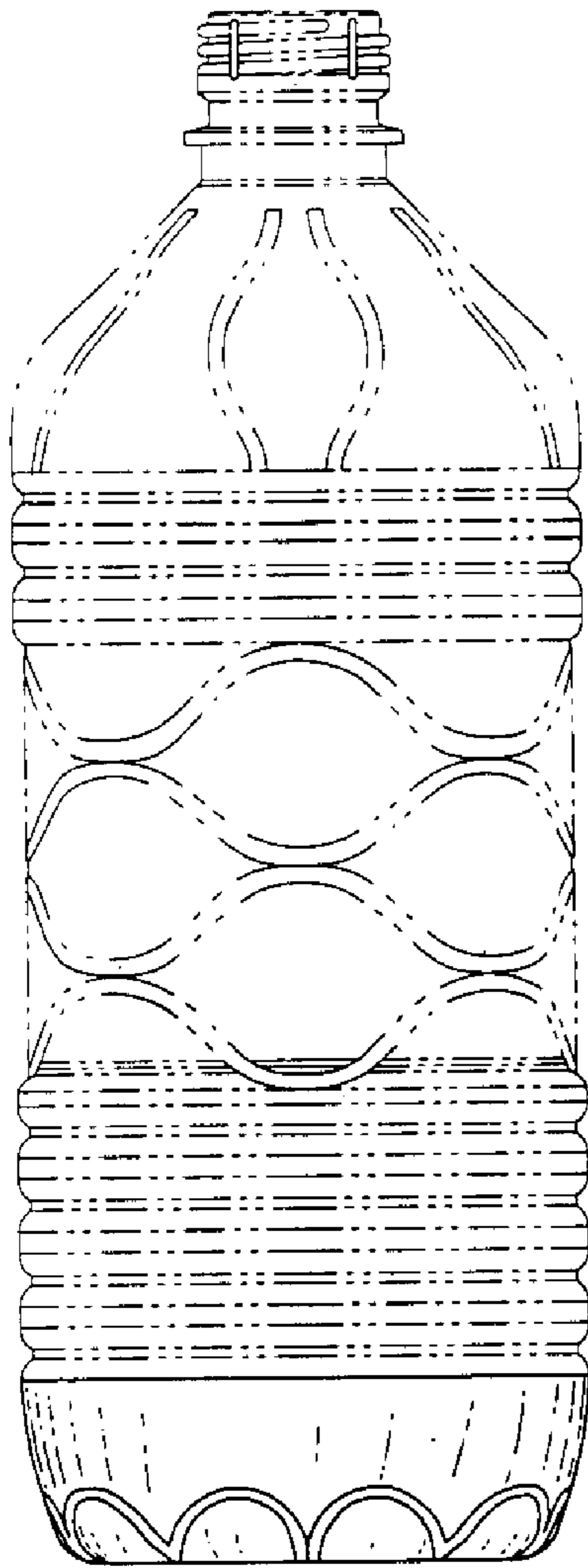


FIG. 2

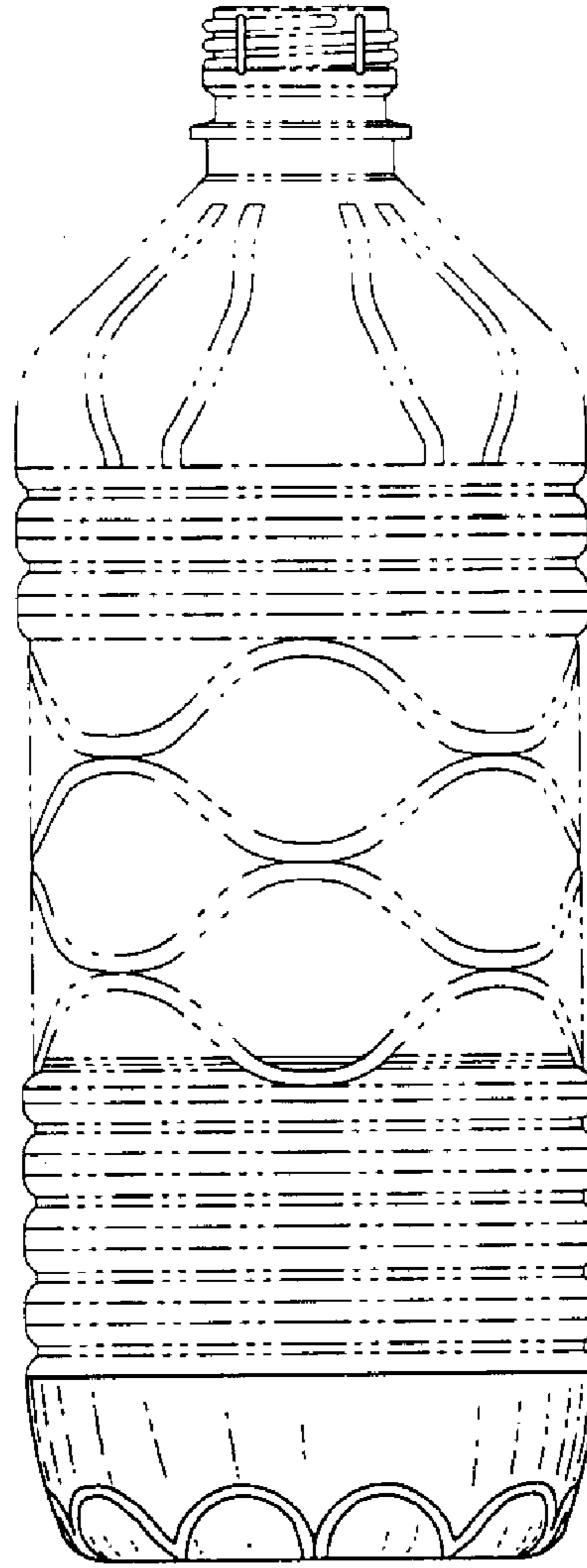


FIG. 3

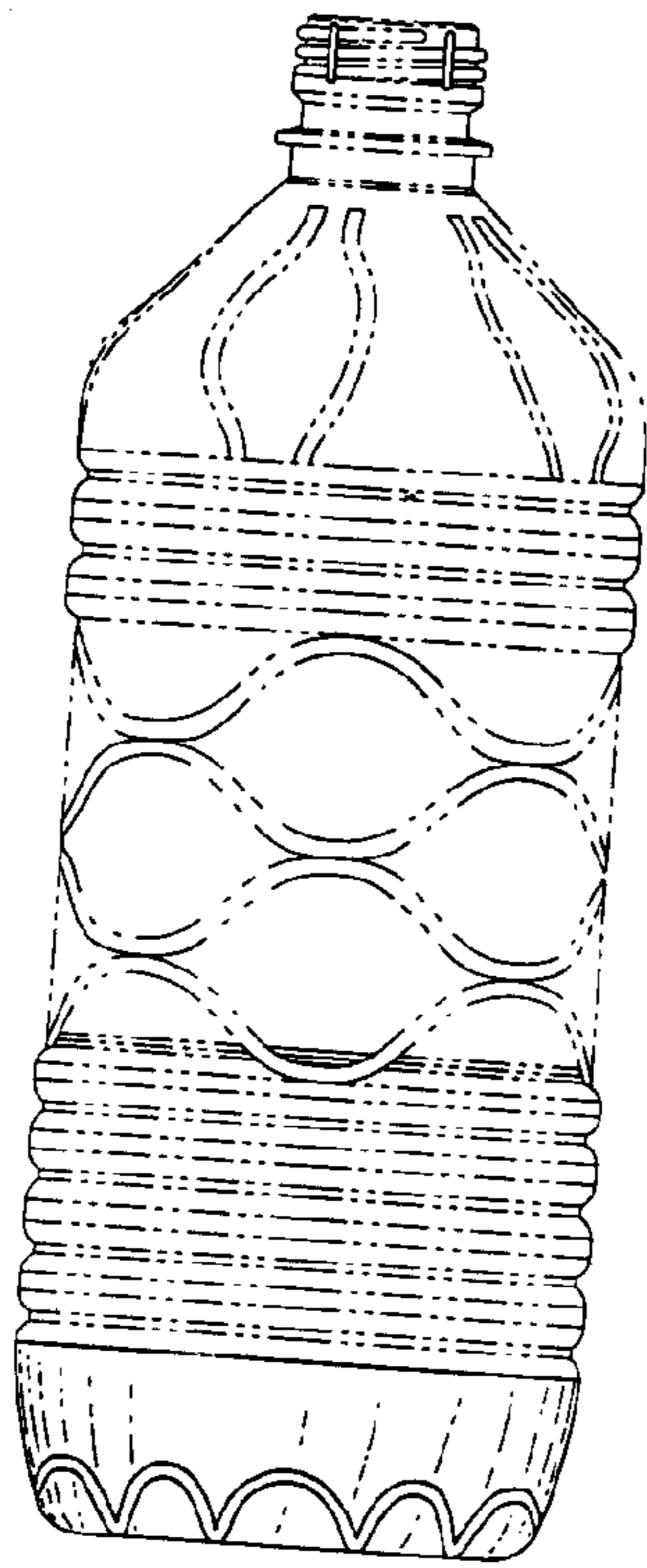


FIG. 4

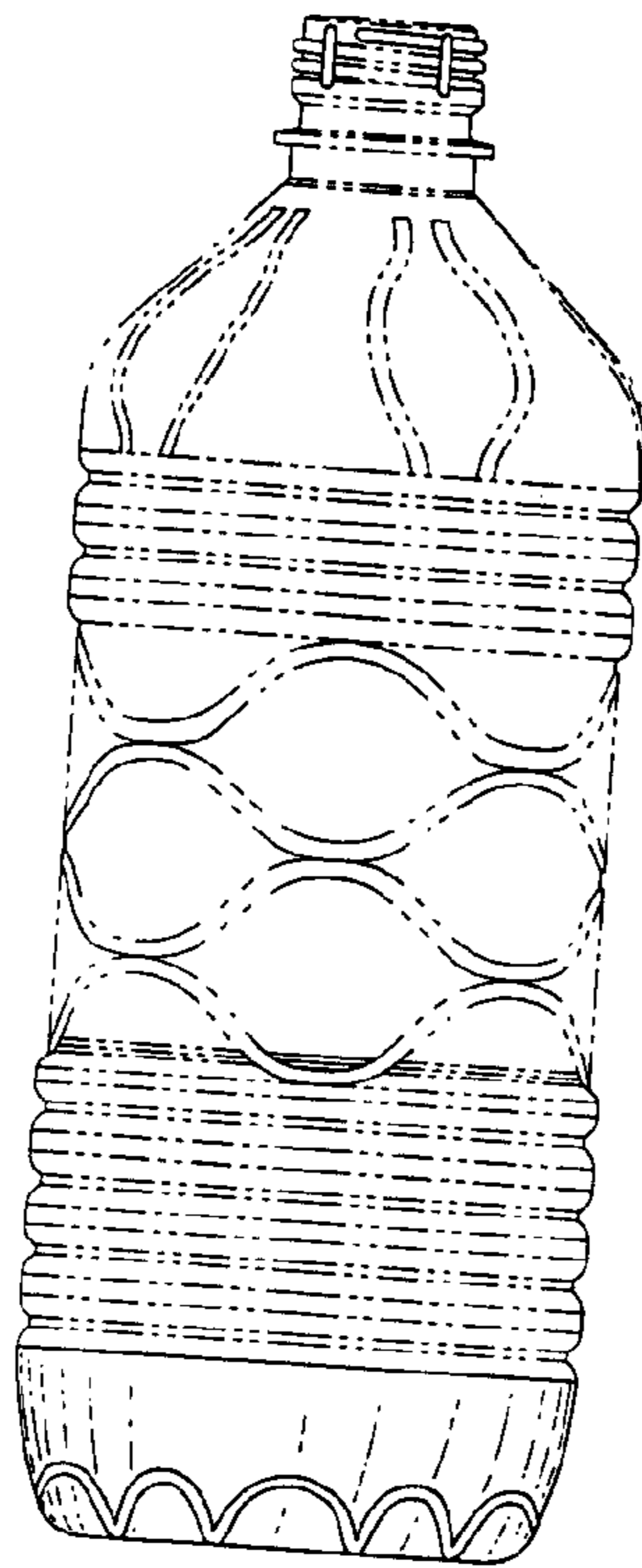


FIG. 5

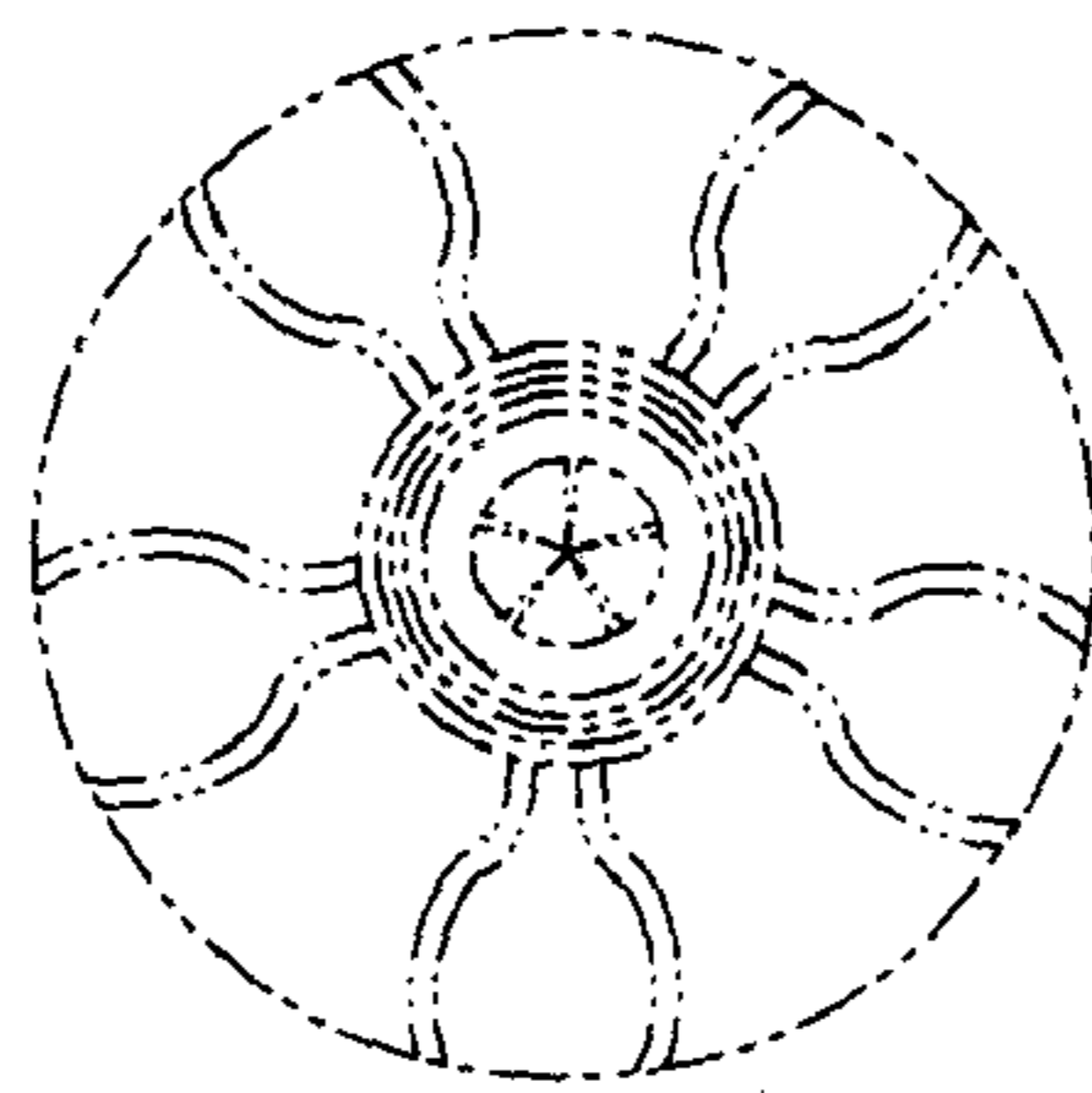


FIG. 6



FIG. 7