



US00D414656S

United States Patent [19]
Richmond

[11] **Patent Number: Des. 414,656**
[45] **Date of Patent: ** Oct. 5, 1999**

[54] **RECEPTACLE**

[75] Inventor: **Colin B. Richmond**, Vernon Center,
N.Y.

[73] Assignee: **Oneida, Ltd.**, Oneida, N.Y.

[**] Term: **14 Years**

[21] Appl. No.: **29/098,812**

[22] Filed: **Jan. 6, 1999**

[51] **LOC (6) Cl.** **07-01**

[52] **U.S. Cl.** **D7/562; D7/530; D7/529;**
D7/561; D7/560; D11/151; D26/19

[58] **Field of Search** **D7/529, 530, 561,**
D7/560, 562, 563, 569, 565, 566, 567,
568, 511, 584, 601; 220/574, 660; D11/143,
146, 151, 152, 153, 154, 57; D26/9, 19,
22; 431/125, 126, 291; 47/41.11

[56] **References Cited**

U.S. PATENT DOCUMENTS

D. 23,465 7/1894 Slater D11/151

D. 39,643 10/1908 Steffin D7/564 X
D. 39,993 5/1909 Haden D7/561 X
D. 39,994 5/1909 Steffin D7/564 X
D. 43,267 11/1912 Carlson D7/561 X
D. 69,662 3/1926 Magee D11/154
D. 130,228 11/1941 McCartney D7/560
D. 247,167 2/1978 Harshman et al. D11/151
D. 289,148 4/1987 Laslo D11/143 X
D. 397,460 8/1998 Chambers et al. D26/9
3,524,280 8/1970 Mckinnon D11/153

Primary Examiner—M. N. Pandozzi
Attorney, Agent, or Firm—Wall Marjama Bilinski & Burr

[57] **CLAIM**

The ornamental design for a receptacle, as shown and described.

DESCRIPTION

FIG. 1 is a top view of the receptacle illustrating my new design with the back elevation and the right and left side views being mirror images thereof.

FIG. 2 is a bottom view thereof; and,
FIG. 3 is a front elevation.

1 Claim, 1 Drawing Sheet



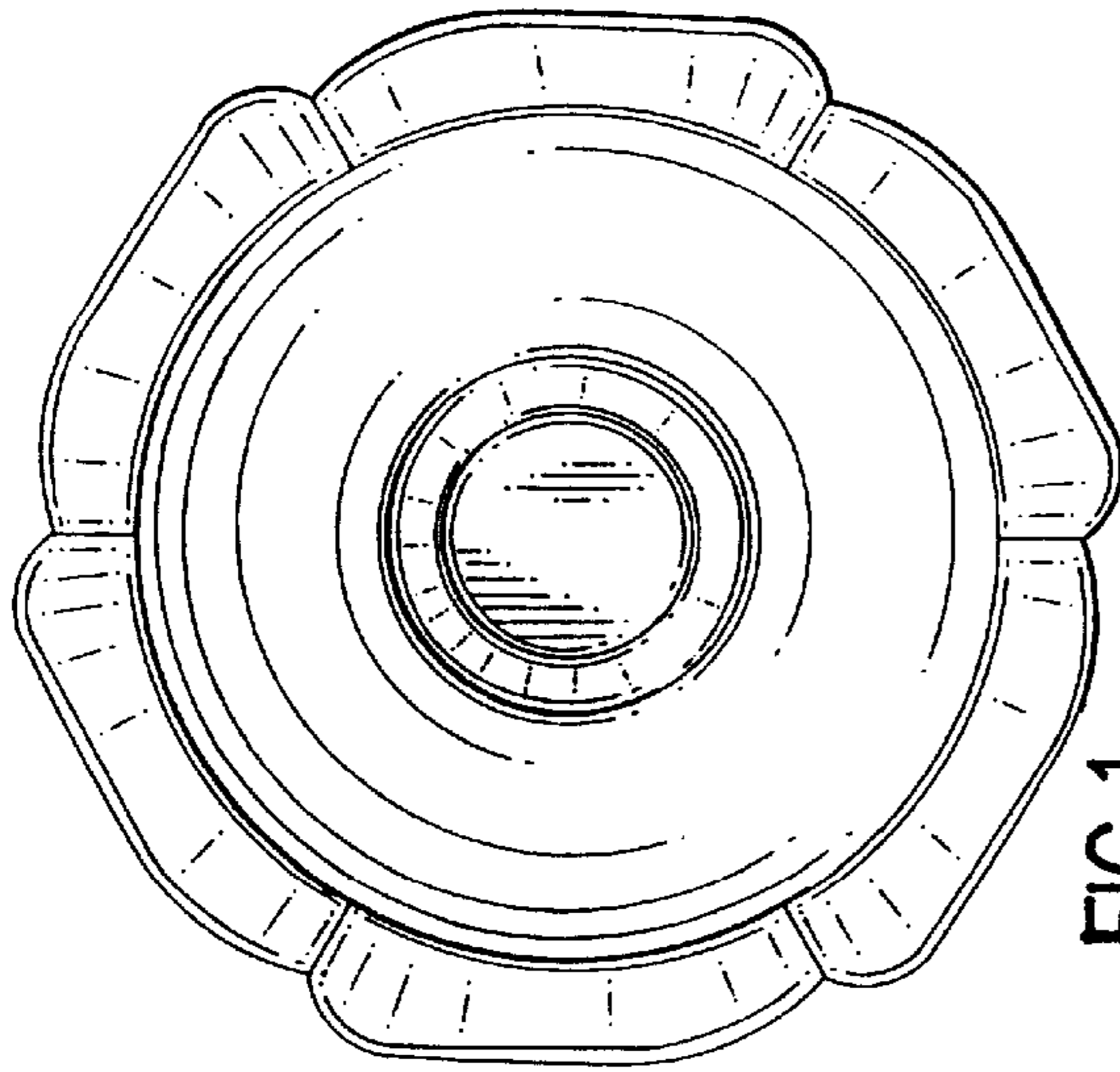


FIG. 1

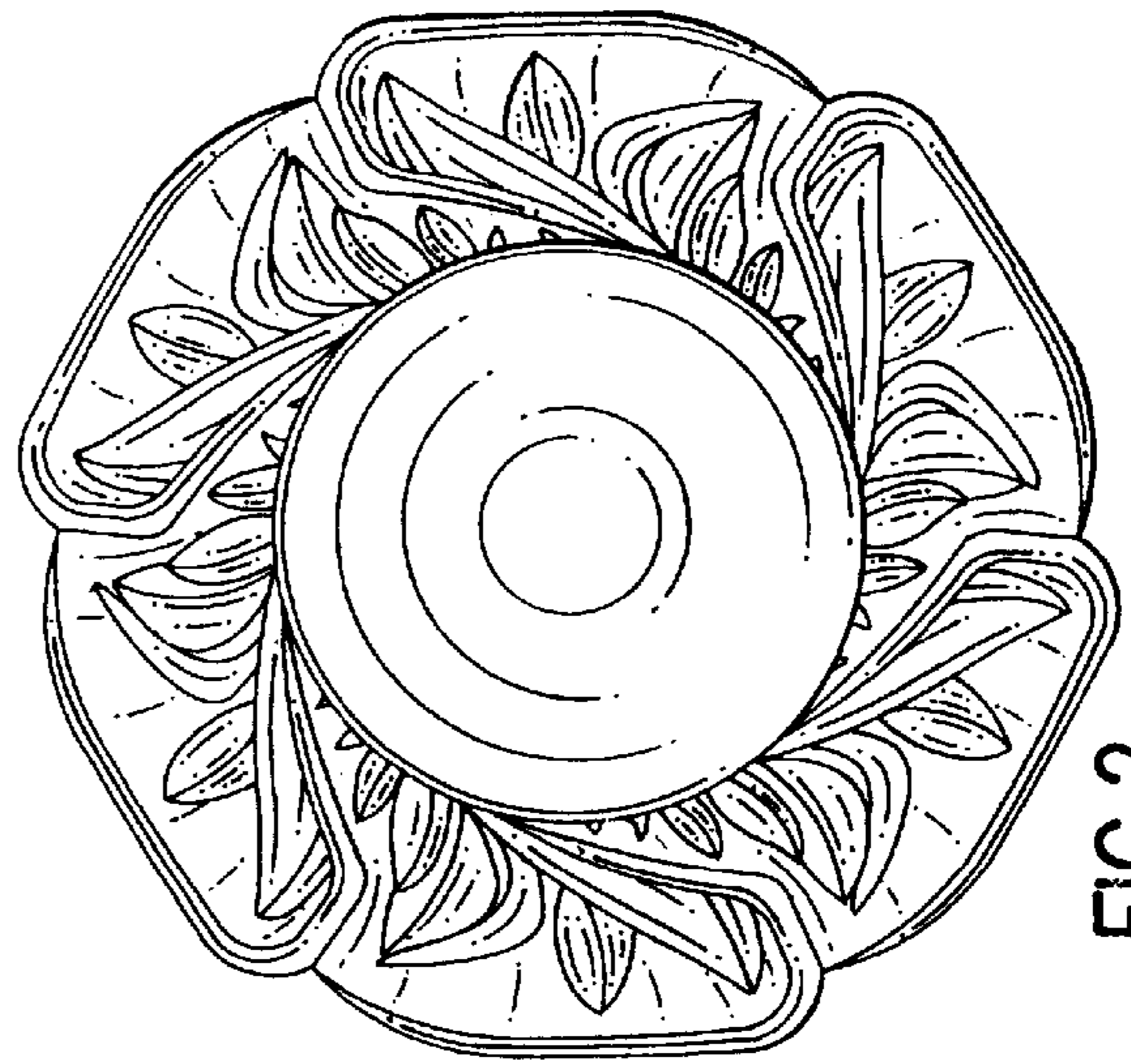


FIG. 2

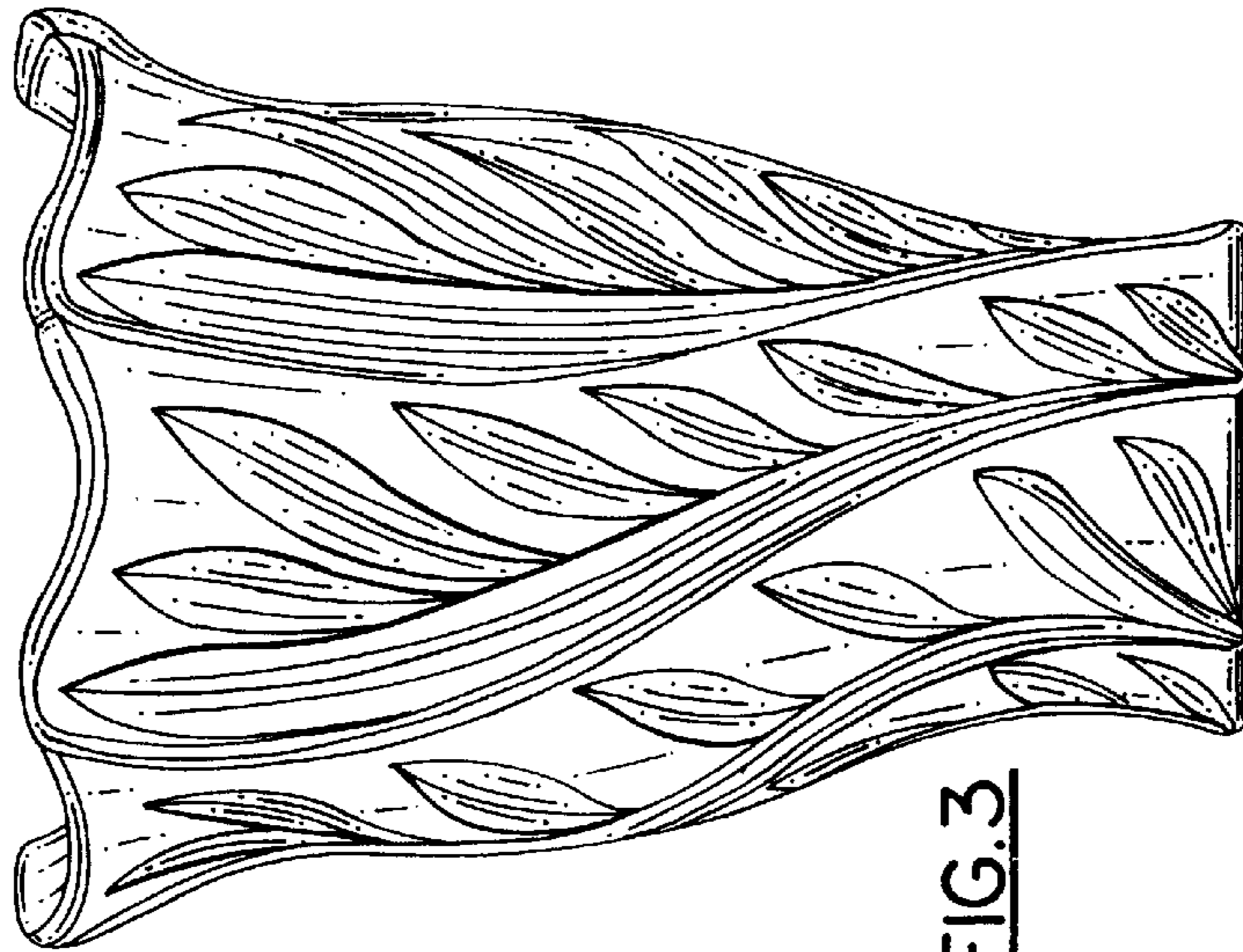


FIG. 3