



US00D414651S

United States Patent [19]
Brunianyn

[11] **Patent Number: Des. 414,651**
[45] **Date of Patent: ** Oct. 5, 1999**

[54] **COVER WITH CAP FOR COOKING UTENSIL**

[75] Inventor: **Harry Brunianyn**, Annecy, France

[73] Assignee: **Tefal S.A.**, Rumilly, France

[**] Term: **14 Years**

[21] Appl. No.: **29/090,575**

[22] Filed: **Jul. 10, 1998**

[30] **Foreign Application Priority Data**

Jan. 22, 1998 [FR] France 980.360

[51] **LOC (6) Cl.** **07-02**

[52] **U.S. Cl.** **D7/391**

[58] **Field of Search** D7/354-361, 387,
D7/391, 542; 16/121; 220/912

[56] **References Cited**

U.S. PATENT DOCUMENTS

D. 279,759 7/1985 Cesaroni et al. D7/391

D. 306,960 4/1990 Dricken et al. D7/393

D. 374,793 10/1996 Eickel D7/391

Primary Examiner—Caron D. Veynar
Attorney, Agent, or Firm—Young & Thompson

[57] **CLAIM**

The ornamental design for a cover with cap for cooking utensil, as shown and described.

DESCRIPTION

FIG. 1 is a top and side perspective view of a cover with cap for cooking utensil, showing my new design;

FIG. 2 is a top plan view thereof;

FIG. 3 is a bottom plan view thereof;


FIG. 4 is a side elevational view, the side opposite being the mirror image thereof;

FIG. 5 is a side elevational view thereof from the right of FIG. 4; and,

FIG. 6 is a side elevational view thereof from the left of FIG. 4.

The small circles on top of FIGS. 1 and 2 represent shallow concave recesses with rounded bottoms.

1 Claim, 6 Drawing Sheets






FIG. 1

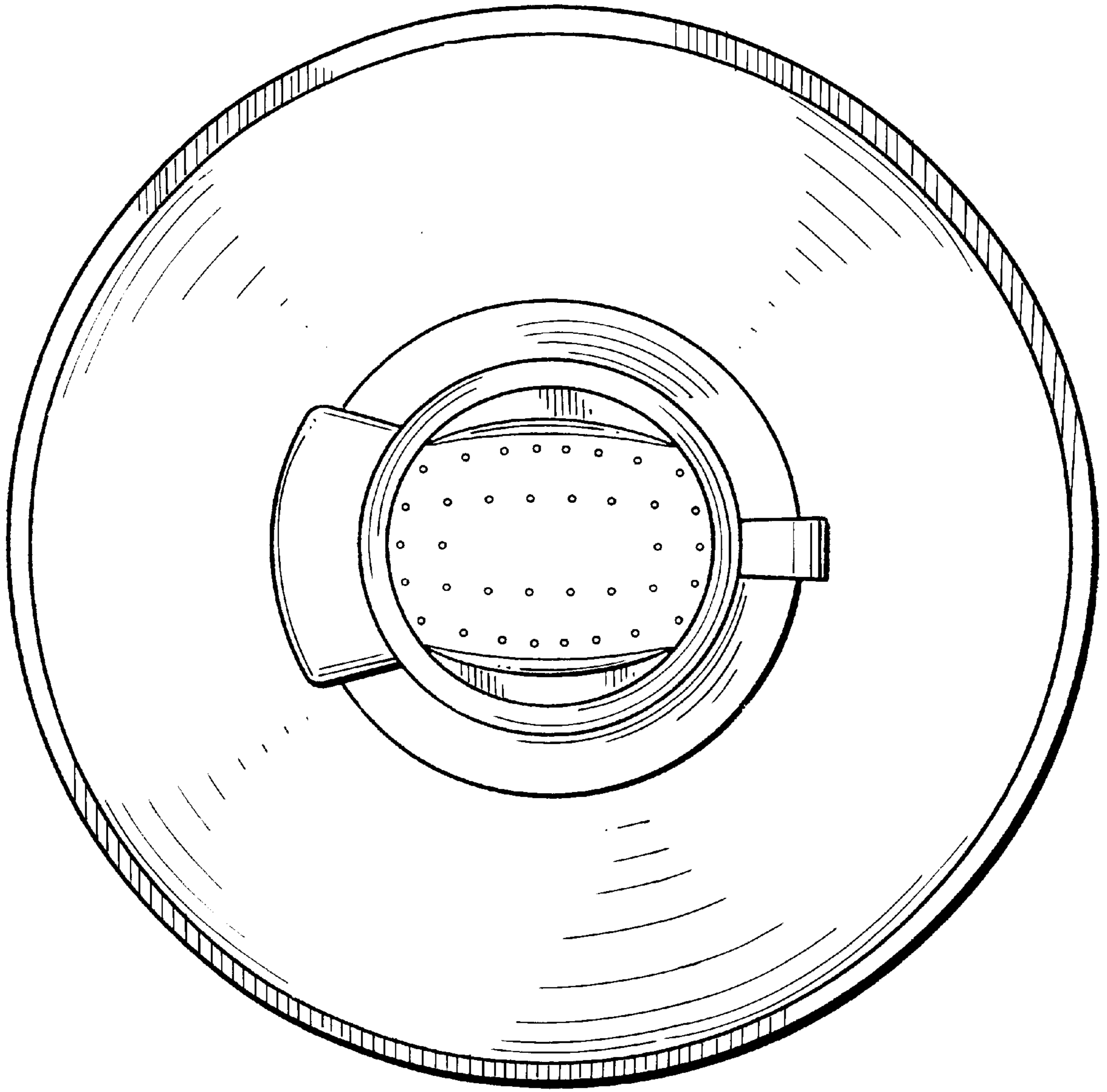


FIG. 2

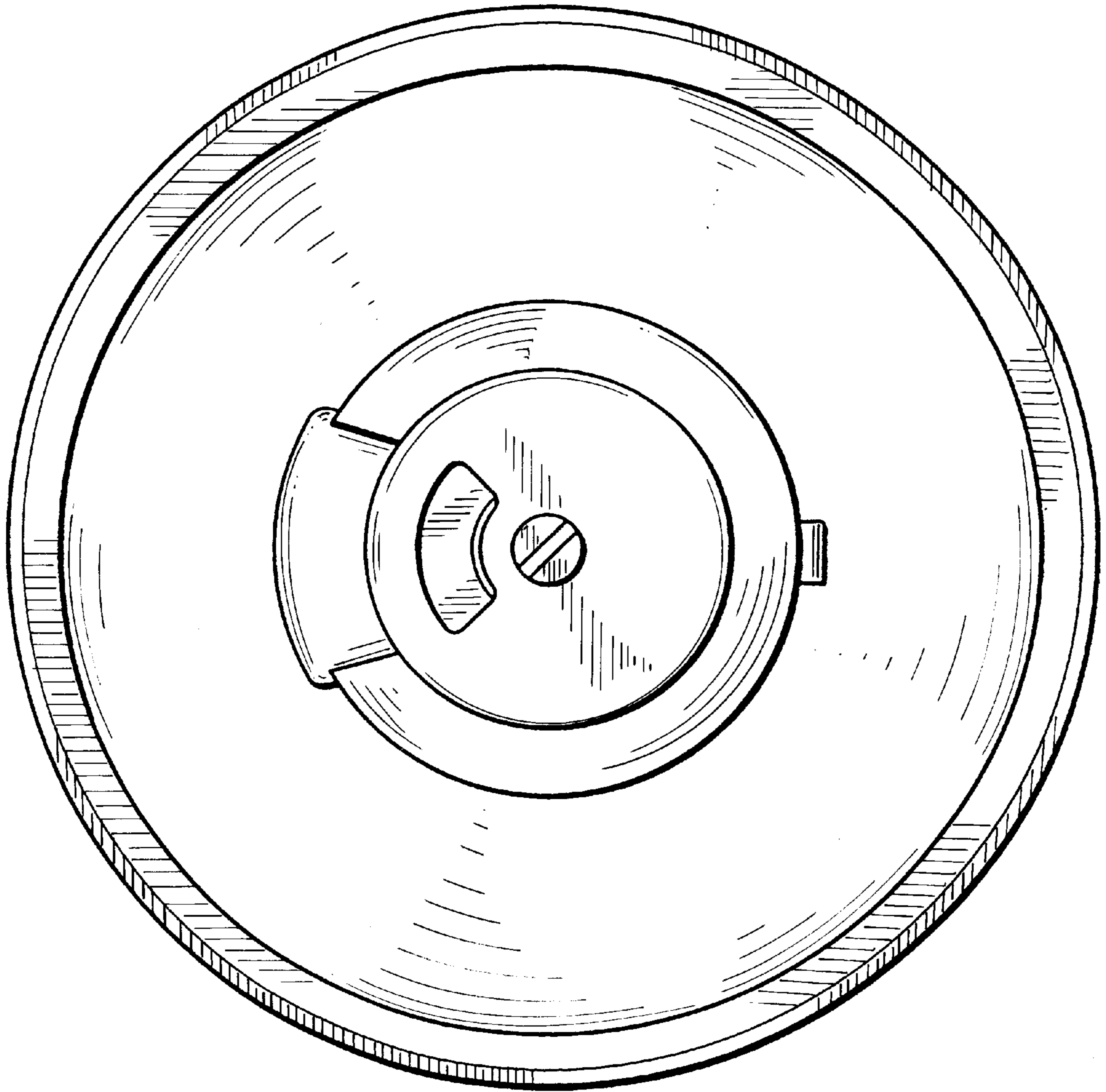


FIG. 3




FIG. 4

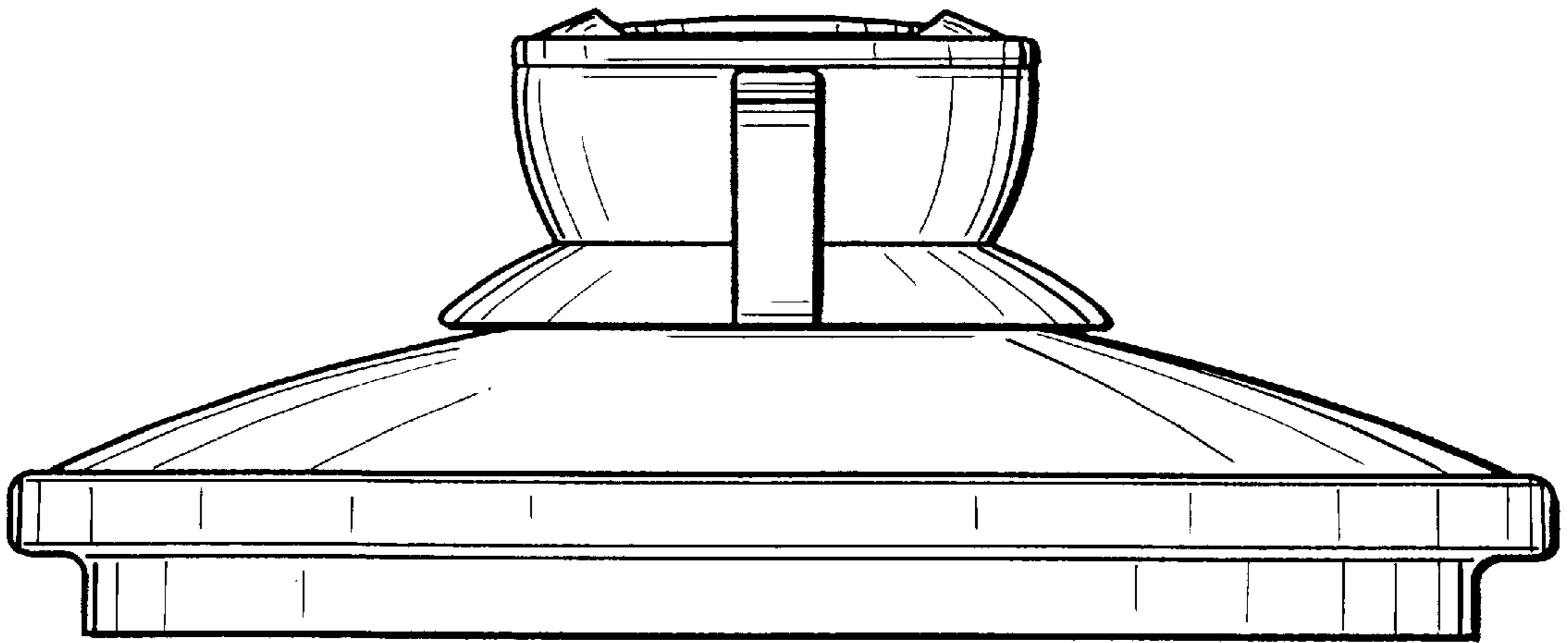


FIG. 5

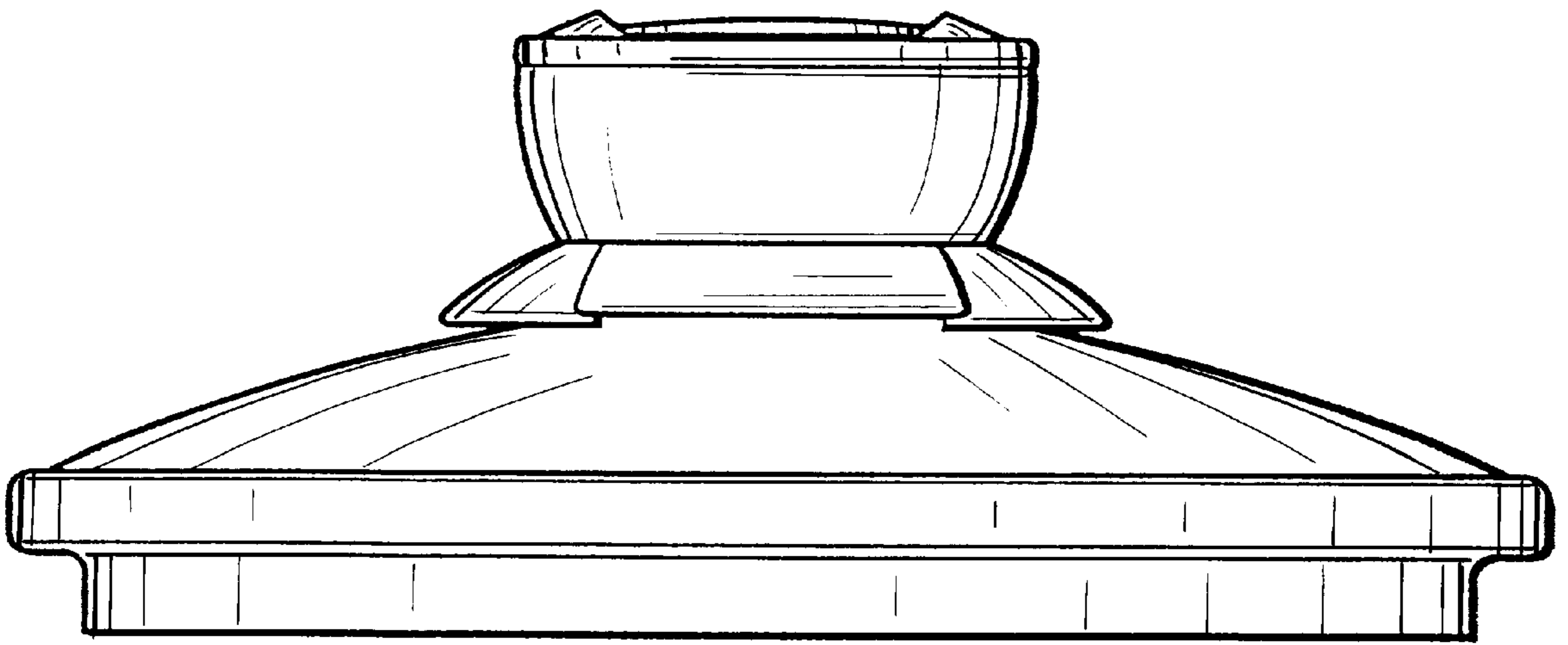


FIG. 6