



US00D414643S

# United States Patent [19]

Phua

[11] Patent Number: **Des. 414,643**

[45] Date of Patent: **\*\* Oct. 5, 1999**

[54] **MAT**

[75] Inventor: **Swee Hoe Phua**, Singapore, Singapore

[73] Assignee: **Mold Technic PTE Ltd**, Singapore, Singapore

[\*\*] Term: **14 Years**

[21] Appl. No.: **29/093,364**

[22] Filed: **Sep. 9, 1998**

4,415,620 11/1983 Yamazaki et al. .... 15/216  
 4,914,767 4/1990 Balicki et al. .... 5/417  
 5,018,235 5/1991 Stamatou et al. .... 15/215  
 5,482,374 1/1996 Buhoff ..... 5/417  
 5,575,034 11/1996 Biernaccinski et al. .... 15/215

### [30] Foreign Application Priority Data

Mar. 12, 1998 [GB] United Kingdom ..... 2073160

[51] **LOC (6) Cl.** ..... **06-11**

[52] **U.S. Cl.** ..... **D6/592; D6/582; D6/583; D6/588**

[58] **Field of Search** ..... D6/582, 583, 588, D6/592; 15/215, 216, 217; 4/581, 582, 583; 5/417, 418, 420

### [56] References Cited

#### U.S. PATENT DOCUMENTS

D. 328,937 8/1992 Becella ..... D6/582 X

*Primary Examiner*—Sandra L. Morris  
*Assistant Examiner*—Monica A. Weingart  
*Attorney, Agent, or Firm*—Smith-Hill and Bedell

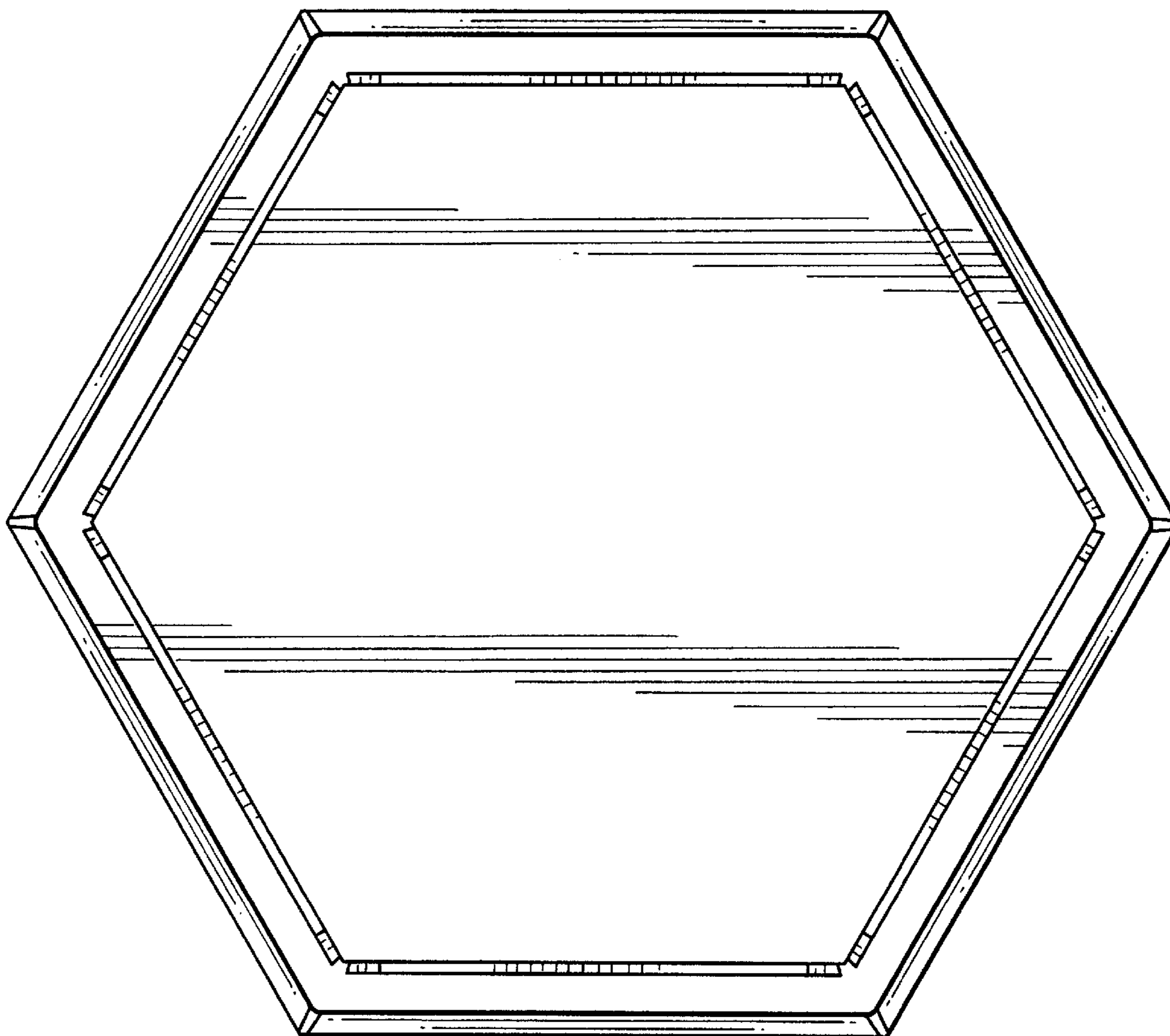
### [57] CLAIM

The ornamental design for a mat, as shown and described.

### DESCRIPTION

FIG. 1 is a top plan view of the mat;  
 FIG. 2 is a bottom plan view of the mat shown in FIG. 1;  
 FIG. 3 is a side elevational view of the mat shown in FIG. 1, the elevational view from the other side corresponds; and,  
 FIG. 4 is a front side elevational view of the mat shown in FIG. 1, the view from the rear corresponds.

**1 Claim, 3 Drawing Sheets**



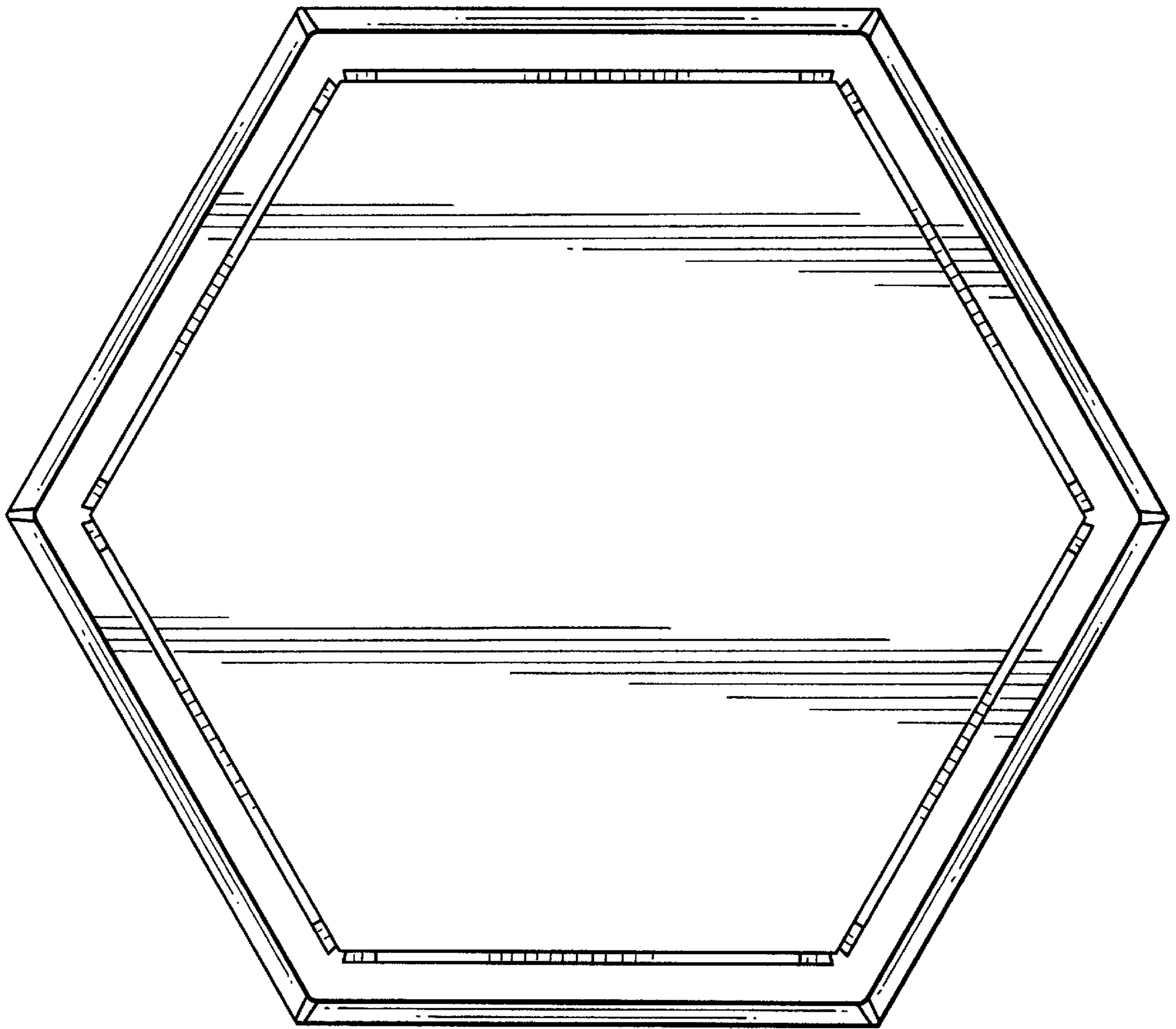


FIG.1

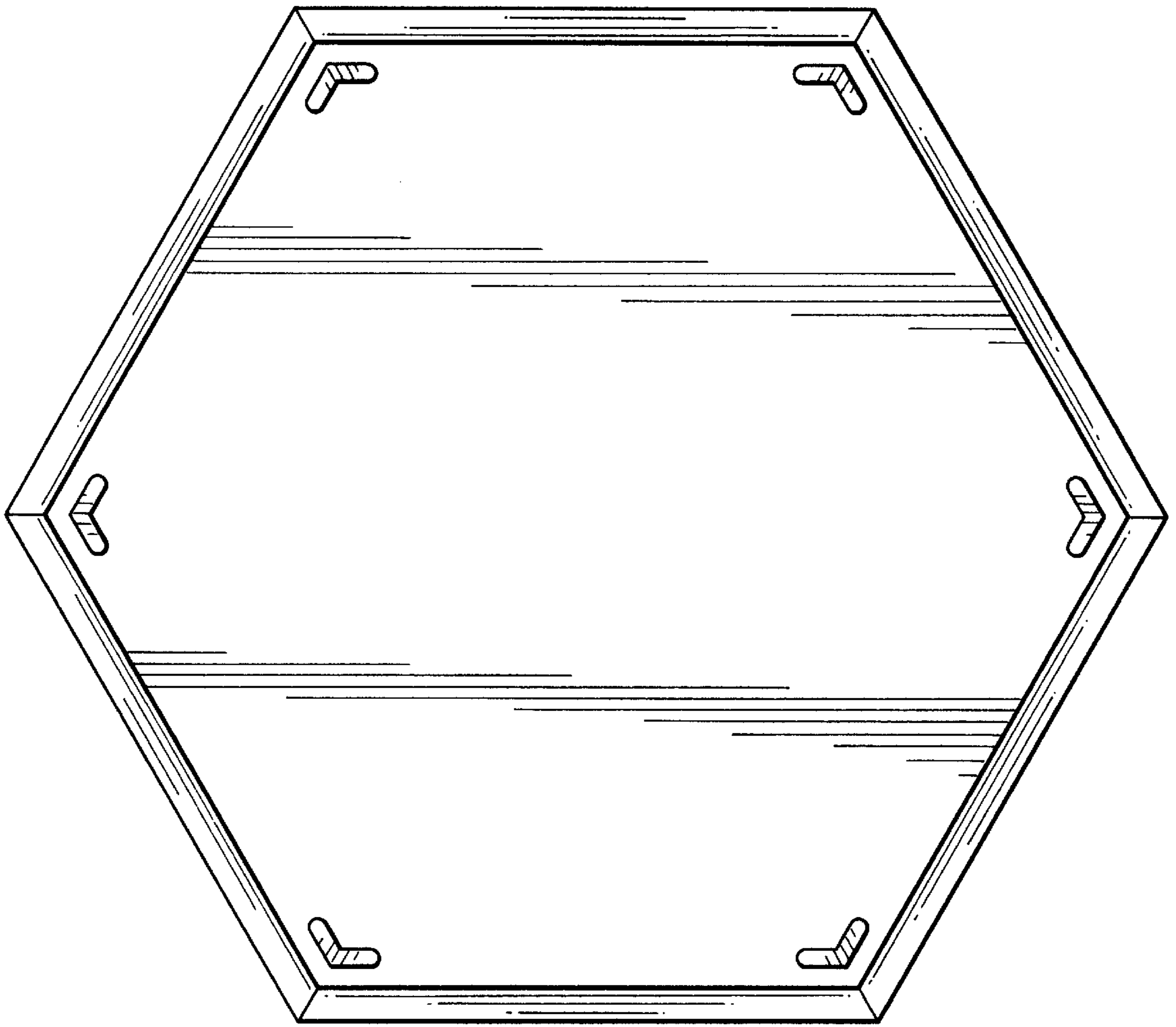


FIG.2



FIG.3




FIG.4