



US00D414641S

United States Patent [19]

[11] Patent Number: **Des. 414,641**

Hauck et al.

[45] Date of Patent: **** Oct. 5, 1999**

[54] **SLATED BLINDS**

5,572,831 11/1996 Rafiqui 160/236

[76] Inventors: **Sean R. Hauck**, 901 Leonard Ave.;
William N. McCluskey, 620 the Strand, #25, both of Oceanside, Calif. 92054

Primary Examiner—Sandra L. Morris
Assistant Examiner—Monica A. Weingart
Attorney, Agent, or Firm—John J. Murphey

[**] Term: **14 Years**

[57] CLAIM

The ornamental design of the slated blinds, as shown.

[21] Appl. No.: **29/092,203**

DESCRIPTION

[22] Filed: **Jul. 29, 1998**

FIG. 1 is a top plan view of the slated blinds showing our new design;

[51] **LOC (6) Cl.** **06-10**

FIG. 2 is a bottom plan view of the slated blinds showing our new design;

[52] **U.S. Cl.** **D6/576; D6/575; D6/577**

FIG. 3 is a front view of our new design;

[58] **Field of Search** D6/575, 576, 577,
D6/580; 160/19, 168.1, 176.1, 236

FIG. 4 is a rear view of the slated blinds showing our new design;

[56] References Cited

U.S. PATENT DOCUMENTS

D. 343,323	1/1994	Smith, Sr.	D6/575 X
1,222,805	4/1917	Schmid	160/19
2,321,216	8/1943	Lesko	D6/576 X
4,567,930	2/1986	Fischer	160/236
5,269,361	12/1993	Ryden et al.	160/236

FIG. 5 is a left side view of the slated blinds showing our new design;

FIG. 6 is a right side view of the slated blinds showing our new design; and,

FIG. 7 is a perspective view of the slated blinds.

1 Claim, 5 Drawing Sheets




Fig. 1




Fig. 2




Fig. 3




Fig. 4




Fig. 5

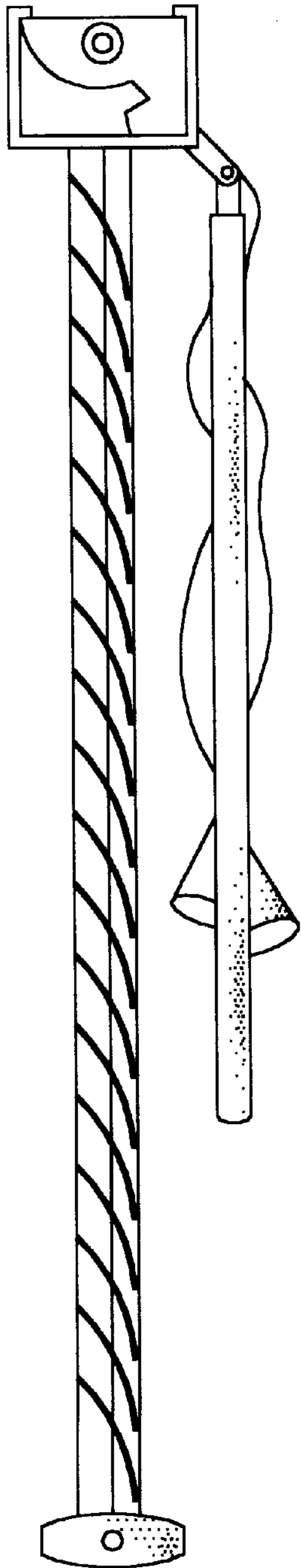


Fig. 6

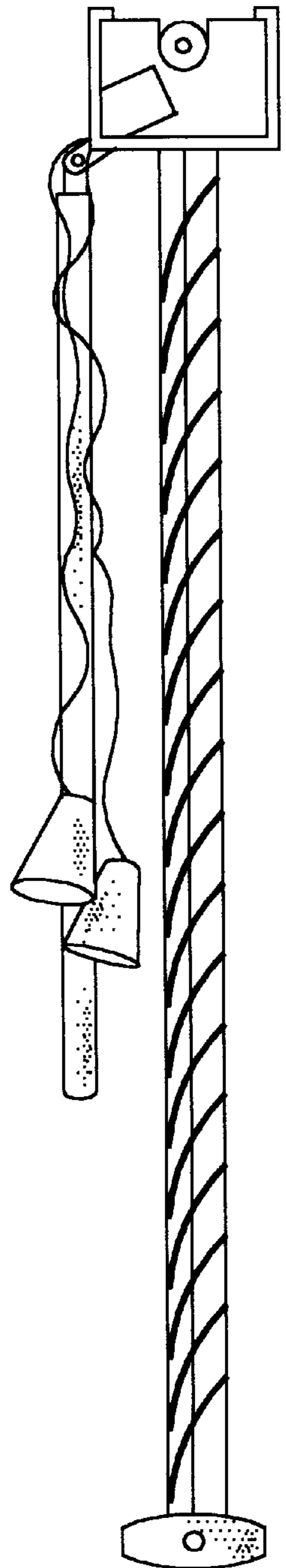


Fig. 7

