



US00D414634S

United States Patent [19]
Smith et al.

[11] **Patent Number: Des. 414,634**
[45] **Date of Patent: ** Oct. 5, 1999**

[54] **LABORATORY TABLE TOP**

D. 166,360 4/1952 Shinn D6/482
D. 207,713 5/1967 Sullivan D6/511
D. 342,634 12/1993 Barlow-Lawson D6/511

[75] Inventors: **Victor L. Smith**, Crystal Springs, Miss.; **Vincent A. Pari**, Wetumpka, Ala.

Primary Examiner—Janice E. Seeger
Attorney, Agent, or Firm—Emrich & Dithmar

[73] Assignee: **Sheldon Laboratory Systems, Inc.**, Crystal Springs, Miss.

[57] **CLAIM**

[**] Term: **14 Years**

The ornamental design for a laboratory table top, as shown and described.

[21] Appl. No.: **29/097,184**

DESCRIPTION

[22] Filed: **Dec. 1, 1998**

[51] **LOC (6) Cl.** **06-06**

FIG. 1 is an upper rear perspective view of a laboratory table top showing our new design;

[52] **U.S. Cl.** **D6/511; D6/482**

FIG. 2 is a top plan view thereof;

[58] **Field of Search** D6/480-489, 511, D6/423, 427, 406.3, 406.4, 406.5; 312/209, 140.3, 140.1, 140.2; 108/150, 153.1, 155, 156, 157.1, 161; D7/698

FIG. 3 is a front elevation view thereof;

FIG. 4 is a rear elevation view thereof; and,

FIG. 5 is a right side elevation view the left side being a mirror image thereof.

The bottom of the article is flat and unornamented.

[56] **References Cited**

U.S. PATENT DOCUMENTS

D. 165,584 1/1952 Johnson D6/482

1 Claim, 1 Drawing Sheet

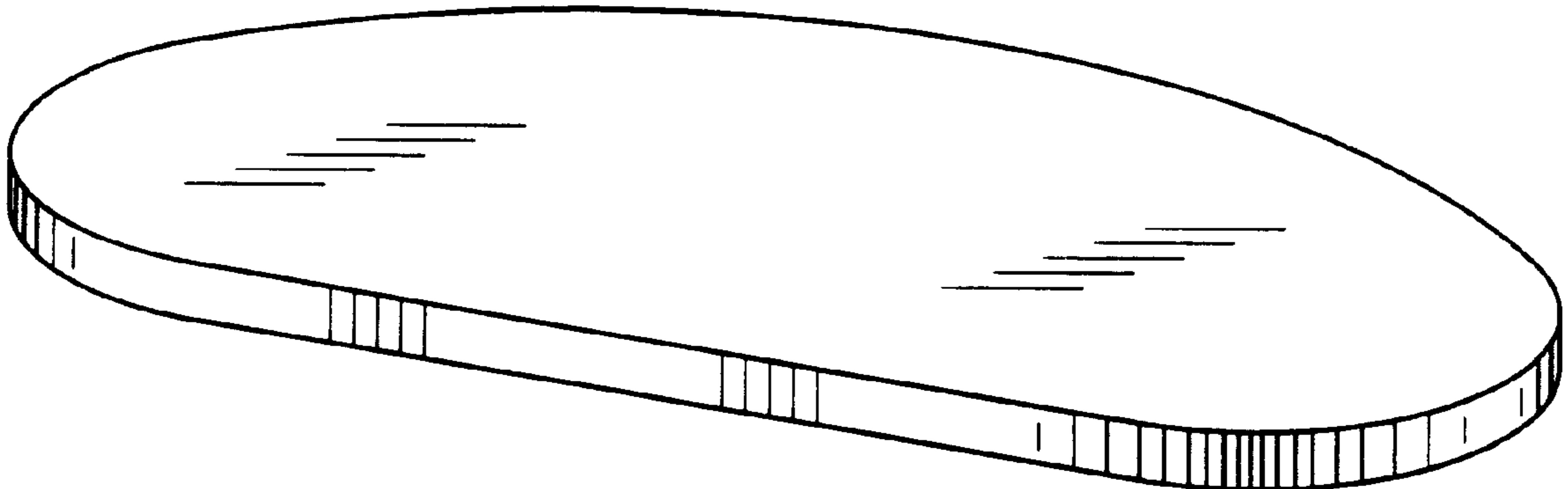


FIG. 1

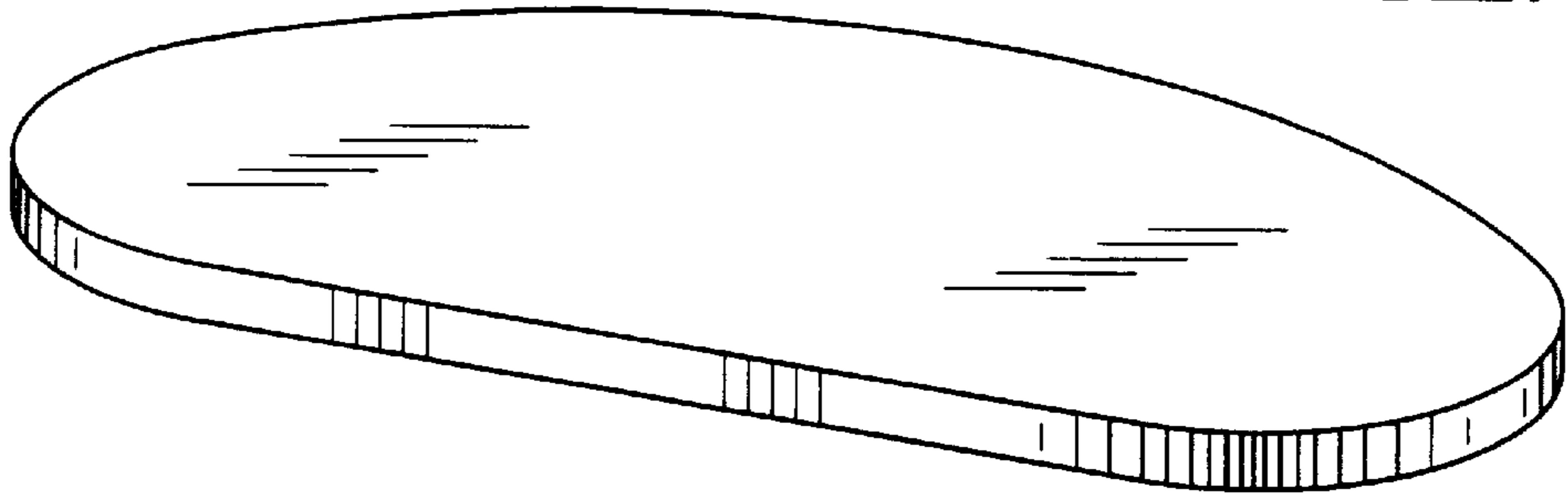


FIG. 2

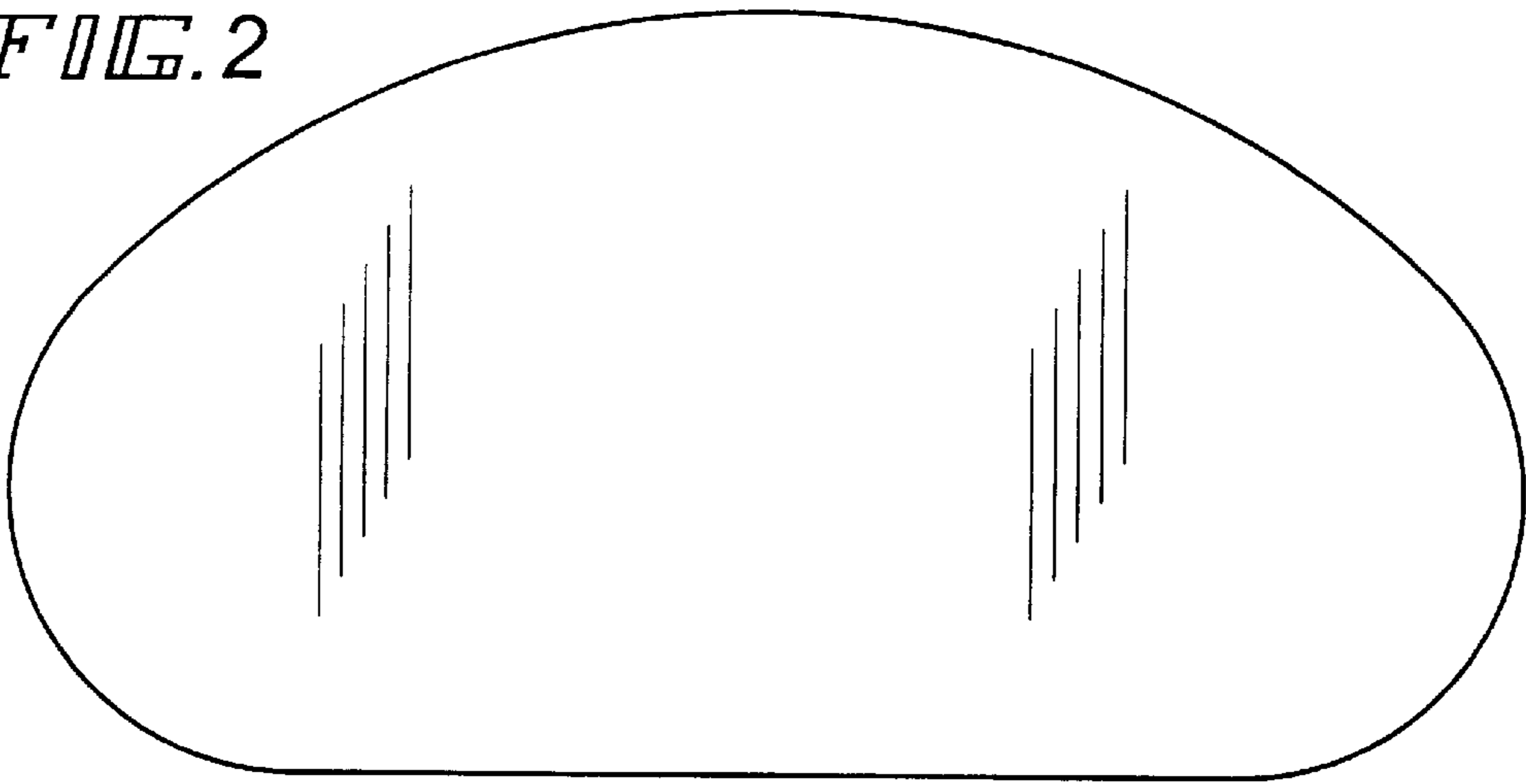


FIG. 3



FIG. 4



FIG. 5

