



US00D414627S

# United States Patent [19] Cain

[11] Patent Number: **Des. 414,627**

[45] Date of Patent: **\*\* Oct. 5, 1999**

[54] **SIDEBOARD**

[75] Inventor: **Charles C. Cain**, High Point, N.C.

[73] Assignee: **Thomasville Furniture Industries, Inc.**, Thomasville, N.C.

[\*\*] Term: **14 Years**

[21] Appl. No.: **29/086,903**

[22] Filed: **Apr. 22, 1998**

[51] **LOC (6) Cl.** ..... **06-04**

[52] **U.S. Cl.** ..... **D6/441**

[58] **Field of Search** ..... D6/432-448; 312/204,  
312/257

[56] **References Cited**

**U.S. PATENT DOCUMENTS**

D. 53,211	4/1919	Silver	.....	D6/447
D. 53,212	4/1919	Silver	.....	D6/447
D. 56,201	8/1920	Silver	.....	D6/441
D. 82,421	11/1930	Gleichauf	.....	D6/447
D. 366,166	1/1996	Walters, III et al.	.....	D6/447

**OTHER PUBLICATIONS**

'The Mahogany Collection' by Thomasville, p. 8; sideboard on page, Apr. 1987.

'The Mahogany Collection'—Occasional and Walls by Thomasville, p. 13; lowboy on page, Apr. 1987.

'American Oak' by Thomasville, sideboard on page, Aug. 1988.

'Impressions—Lakehouse' by Thomasville, p. 12; sideboard on page, Feb. 1994.

'Collector's Cherry' by Thomasville, p. 18; huntboard on page, May 1995.

J. Michael Flanigan, "American Furniture from the Kaufman Collection," p. 182 (corner treatment), page (number not indicated) (Trifed foot), and page (number not indicated) (foot) believed to be prior art.

*Primary Examiner*—Carmen H. Vales-Lado  
*Attorney, Agent, or Firm*—Rhodes & Mason, P.L.L.C.

[57] **CLAIM**

The ornamental design for a sideboard, as shown and described.

**DESCRIPTION**

FIG. 1 is a front perspective view of a sideboard showing my new design;

FIG. 2 is a side elevation view, the opposite side being a mirror image thereof;

FIG. 3 is a front elevation view thereof;

FIG. 4 is top view thereof;


FIG. 5 is an enlarged partial top, left perspective view; and,

FIG. 6 is an enlarged partial bottom, left corner and leg perspective view thereof.

The bottom and rear views (not shown) form no part of the claimed design.

The broken line showing of environmental elements is for illustrative purposes only and forms no part of the claimed design.

**1 Claim, 5 Drawing Sheets**






FIG. 1




FIG. 2




FIG. 3

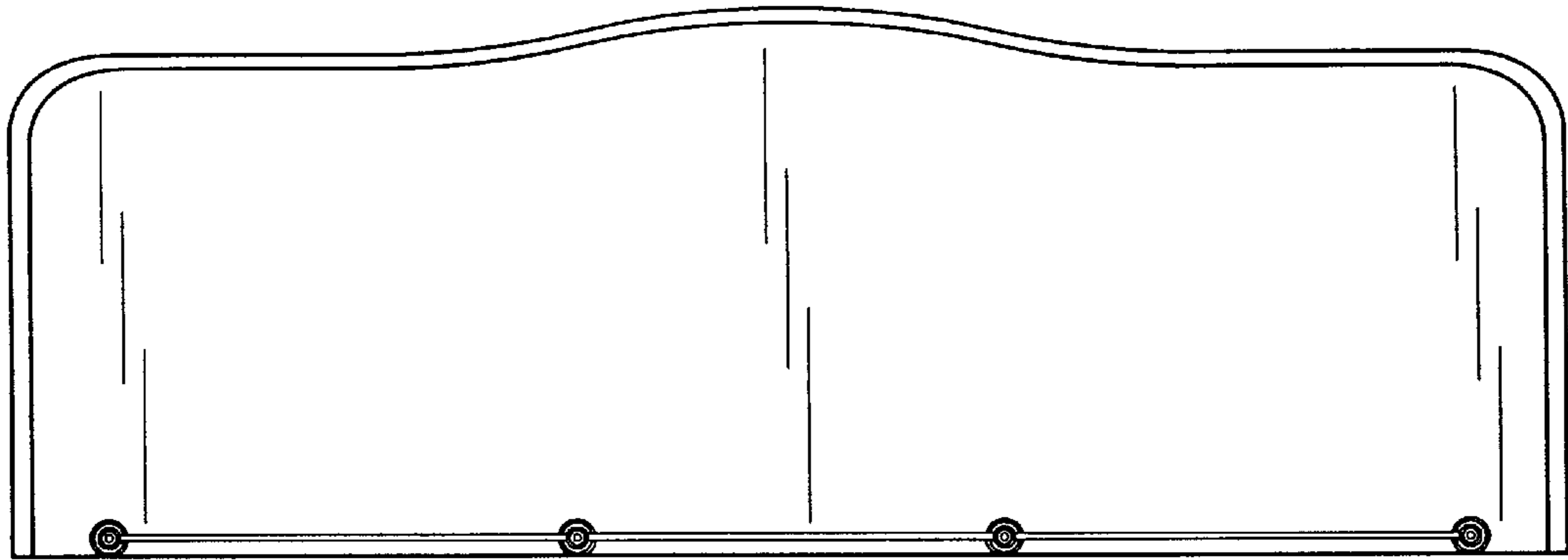


FIG. 4

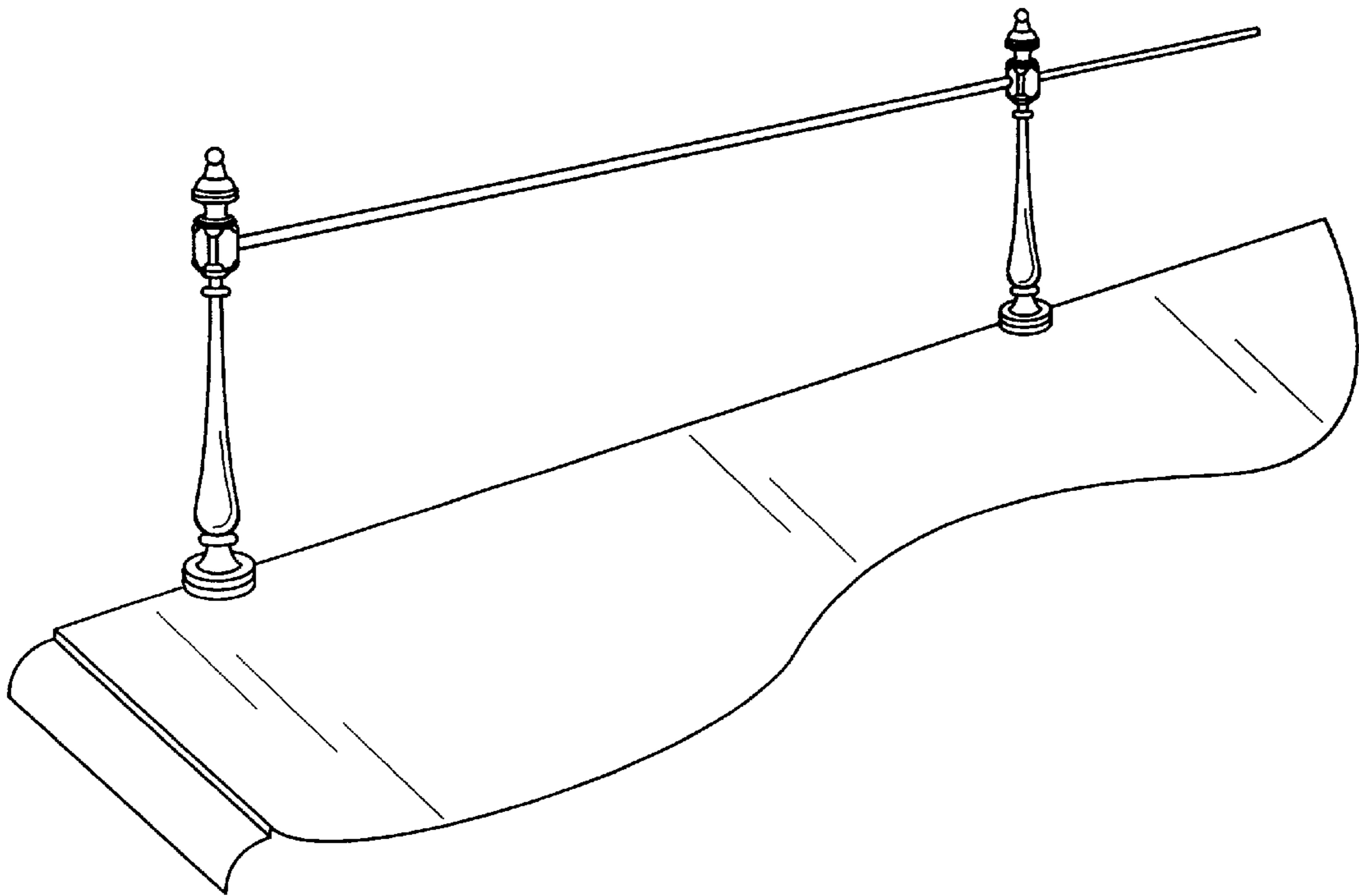


FIG. 5

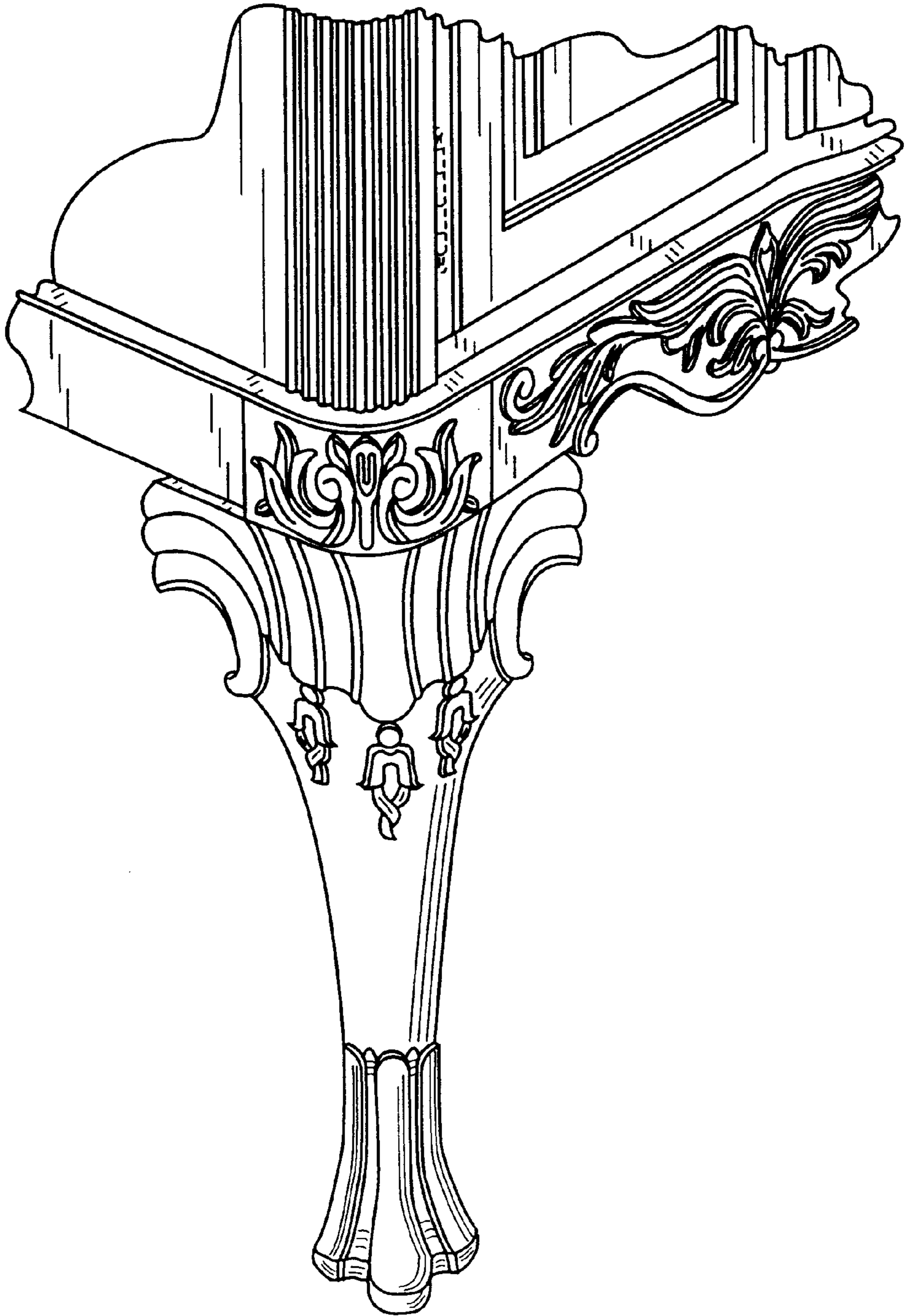


FIG. 6