



US00D414598S

United States Patent [19]
Lupo

[11] **Patent Number: Des. 414,598**
[45] **Date of Patent: ** Oct. 5, 1999**

[54] **PORTION OF A SHOE UPPER**

[75] Inventor: **Bo Lupo**, Beaverton, Oreg.
[73] Assignee: **Nike, Inc.**, Beaverton, Oreg.
[**] Term: **14 Years**

[21] Appl. No.: **29/104,552**
[22] Filed: **May 7, 1999**

[51] **LOC (6) Cl.** **02-99**
[52] **U.S. Cl.** **D2/972**
[58] **Field of Search** D2/896, 902, 907,
D2/944, 969, 972, 973; 36/45, 50.1, 51,
77 M, 77 R, 88, 89, 114

[56] **References Cited**

U.S. PATENT DOCUMENTS

- D. 278,186 4/1985 Michaeli .
- D. 278,758 5/1985 Michaeli .
- D. 291,020 7/1987 Gamm .
- D. 320,689 10/1991 Smith .
- D. 331,484 12/1992 Feller .
- D. 332,002 12/1992 Hatfield et al. .
- D. 365,200 12/1995 Teague .
- D. 391,062 2/1998 Hatfield .
- D. 395,745 7/1998 Rask .
- D. 397,861 9/1998 Teague .
- D. 398,763 9/1998 Selbiger .
- D. 400,001 10/1998 Lozano .
- D. 404,906 2/1999 Backus D2/972
- D. 405,950 2/1999 Lozano D2/972
- D. 407,201 3/1999 Backus et al. D2/972
- 4,447,971 5/1984 Bente .

OTHER PUBLICATIONS

Nike Footwear Catalog, Holiday 1999, pp. M12, M49, M50, M66 and W10. Published Mar. 1999.
Nike Footwear Catalog, Spring 1999, pp. W20 and W30. Published Jun. 1998.
Nike Footwear Catalog, Holiday 1998, pp. W6 and W18. Published Mar. 1998.
Nike Footwear Catalog, Late Spring 1998, p. 213. Published Sep. 1997.
Nike Footwear Catalog, Spring 1998, pp. 41 and 177. Published Jun. 1997.
Nike Footwear Catalog, Holiday 1996, p. 100. Published Mar. 1996.

Primary Examiner—Dominic Simone
Attorney, Agent, or Firm—Banner & Witcoff, Ltd.

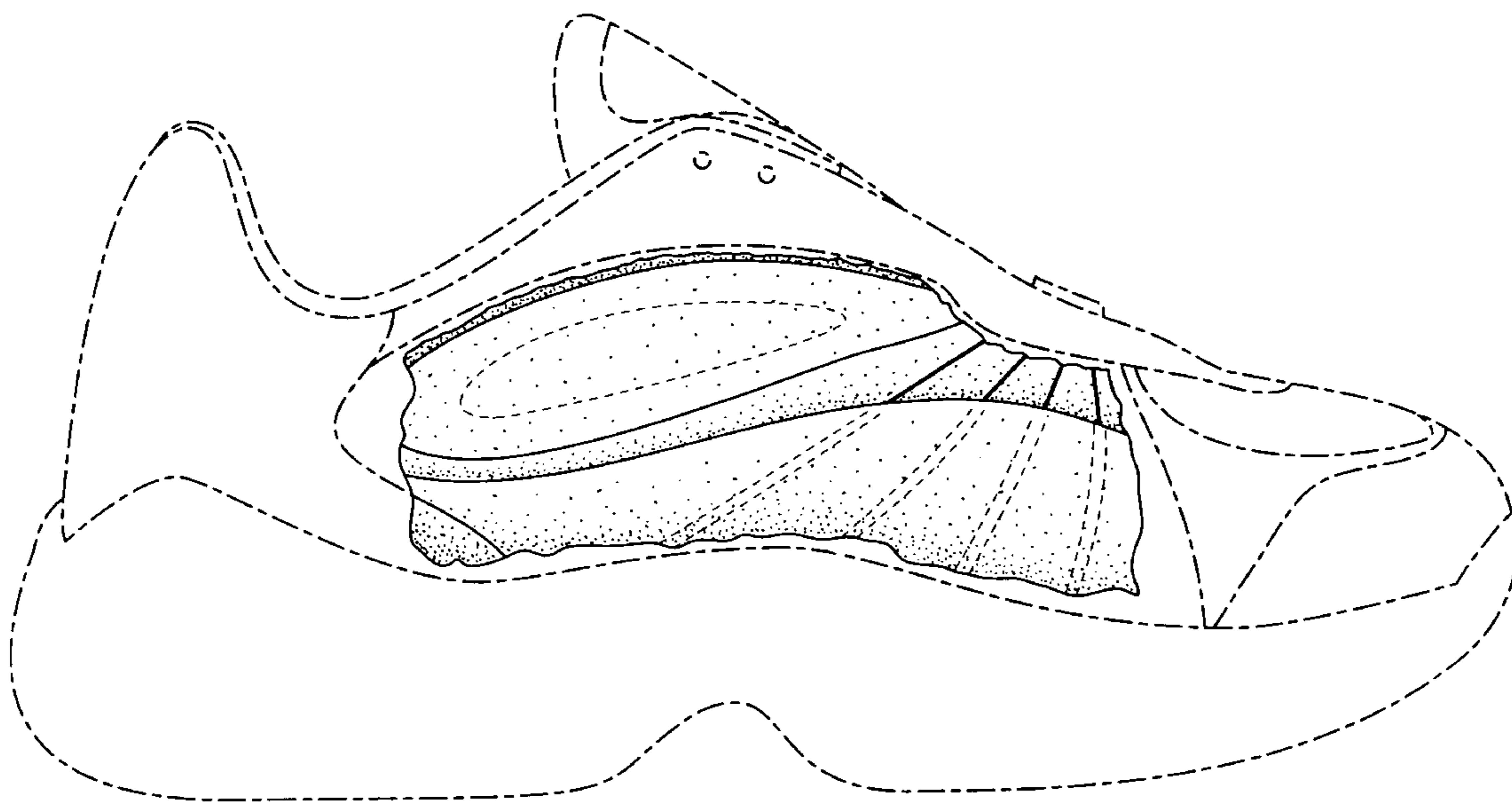
[57] **CLAIM**

The ornamental design for a portion of a shoe upper, as shown and described.

DESCRIPTION

FIG. 1 is a front perspective view of a portion of a shoe upper showing my new design;
FIG. 2 is a side elevational view thereof;
FIG. 3 is a top plan view thereof;
FIG. 4 is a front elevational view thereof; and,
FIG. 5 is a rear elevational view thereof.
The uneven broken line showing of the remainder of the shoe is for illustrative purposes only and forms no part of the claimed design.

1 Claim, 4 Drawing Sheets



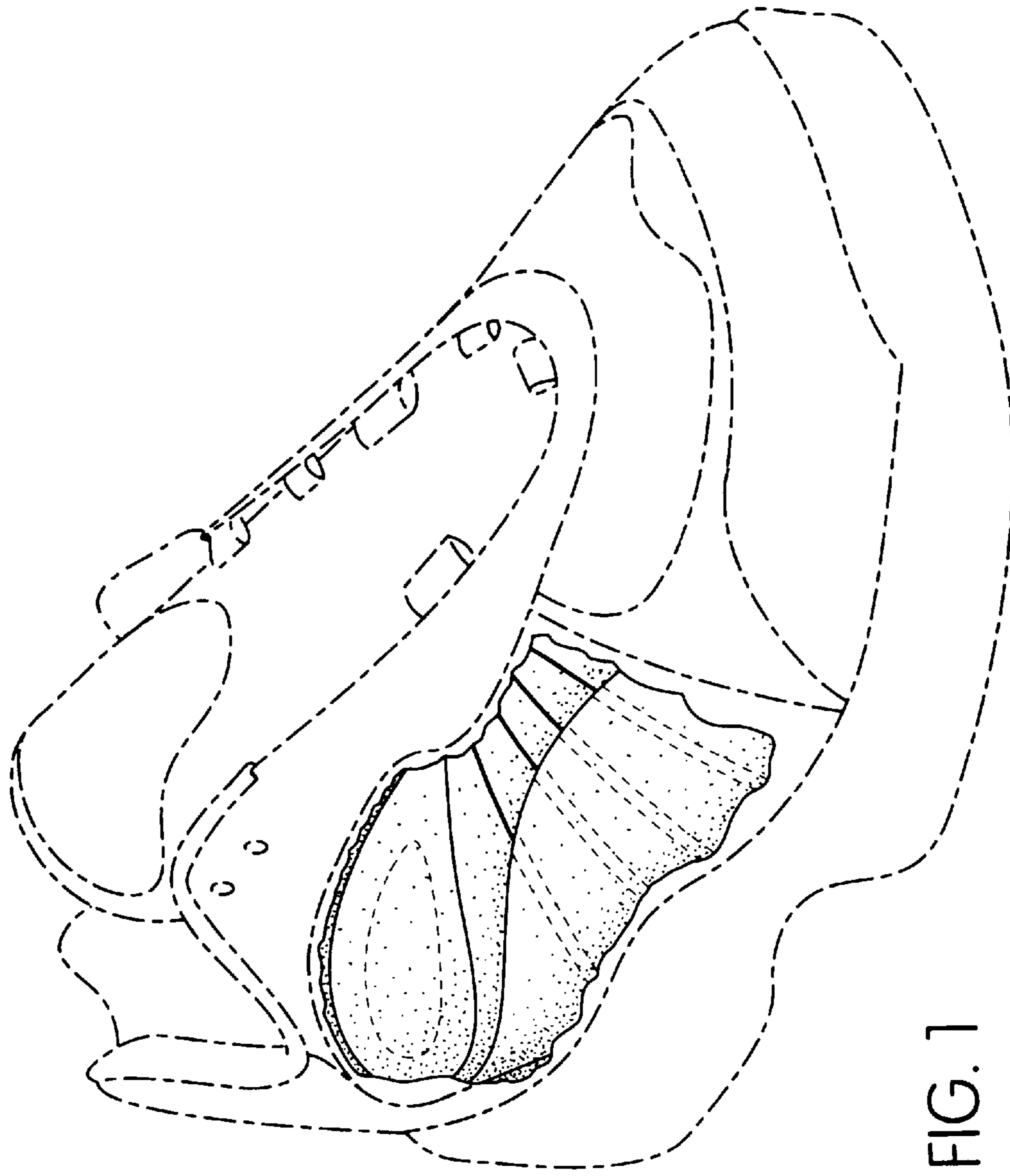


FIG. 1

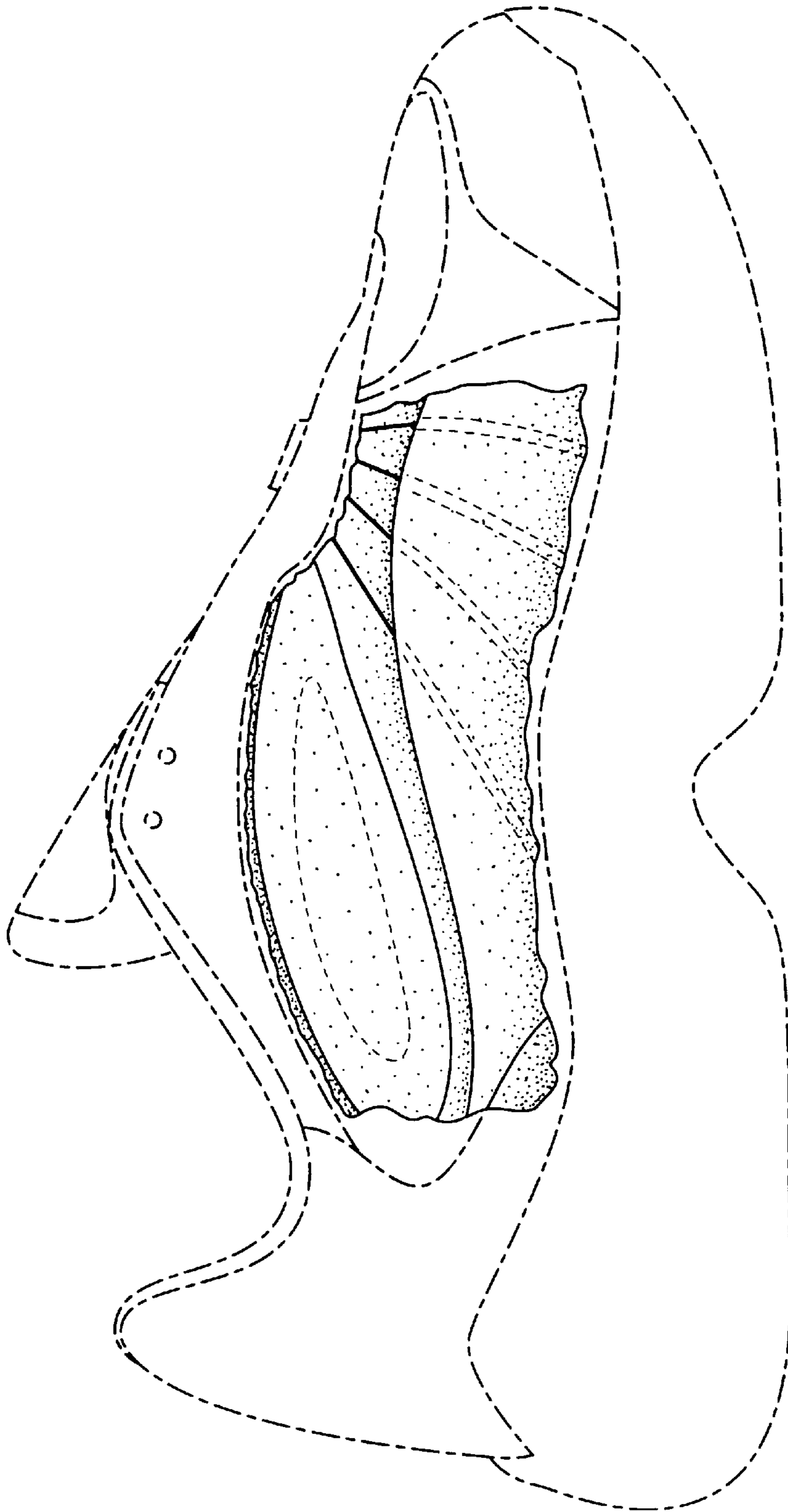


FIG. 2

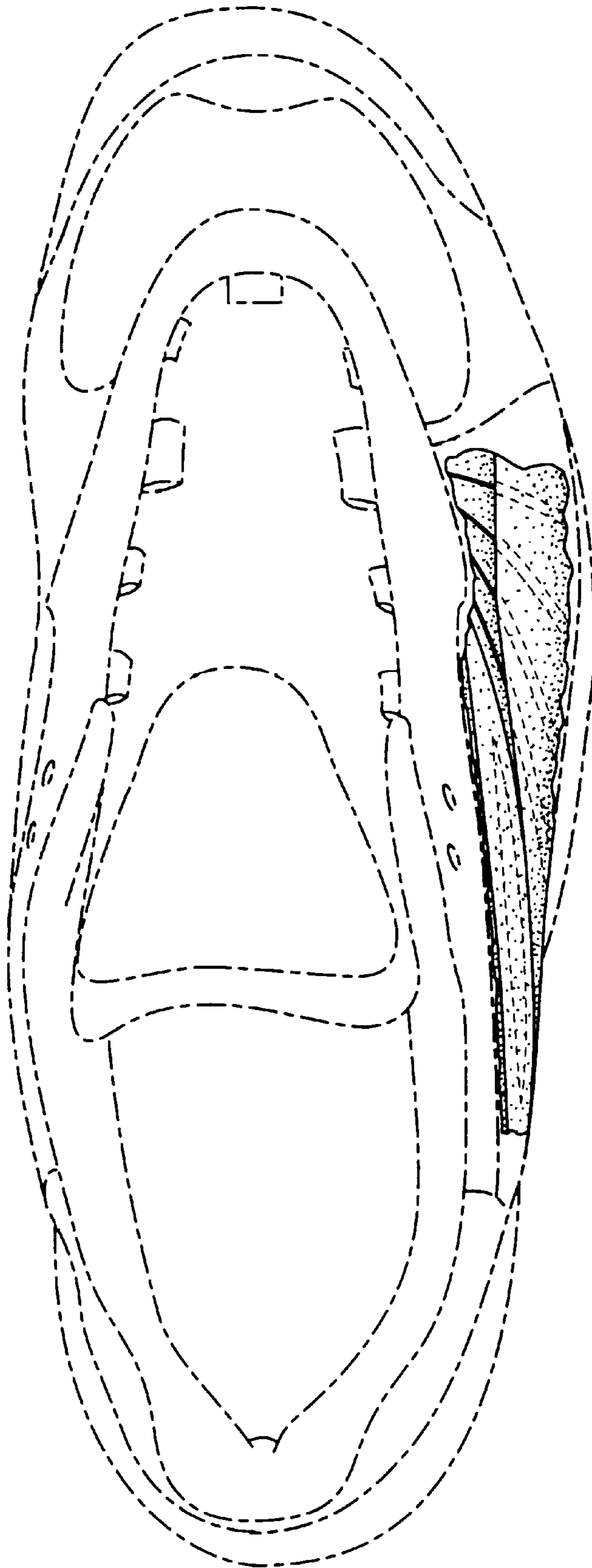


FIG. 3

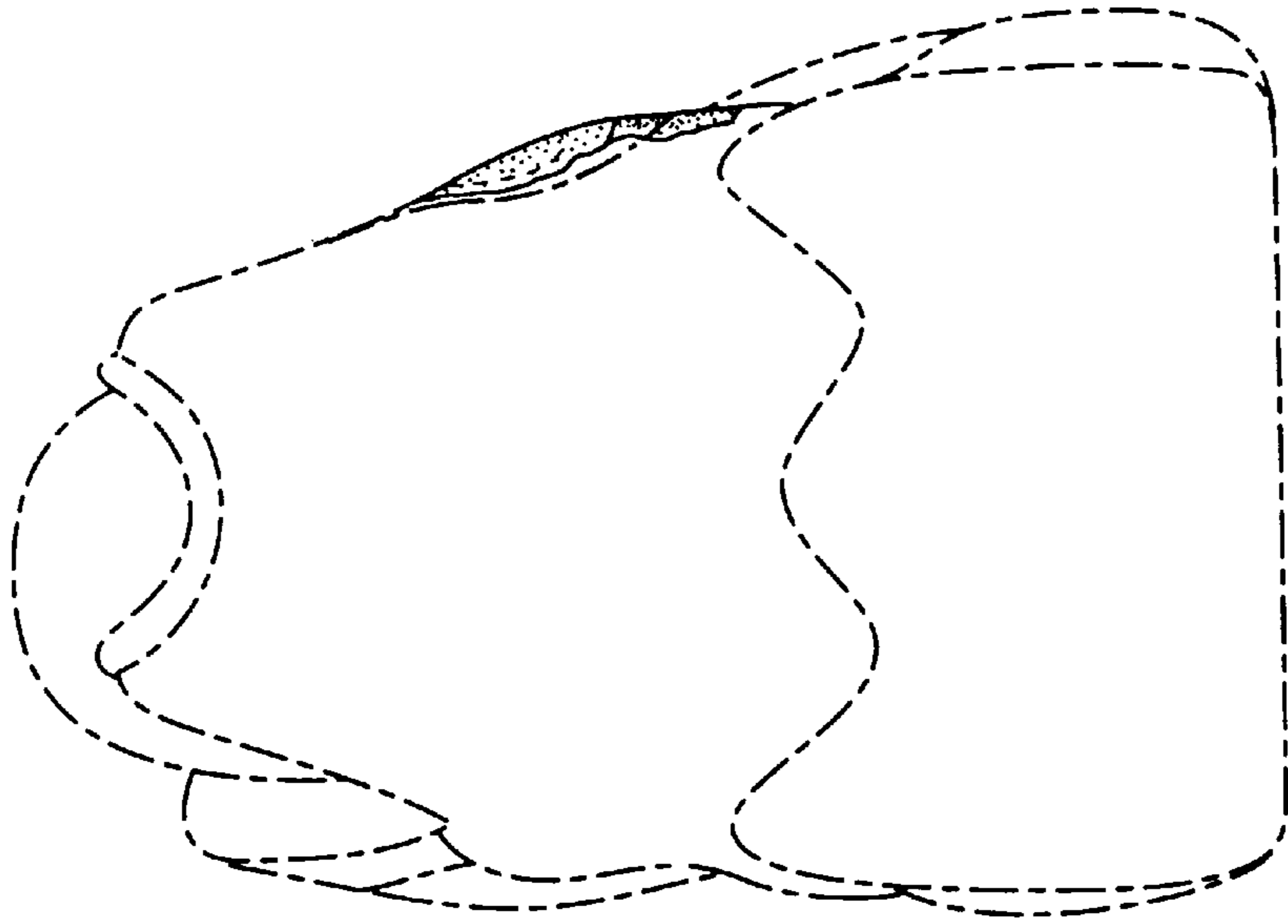


FIG. 5

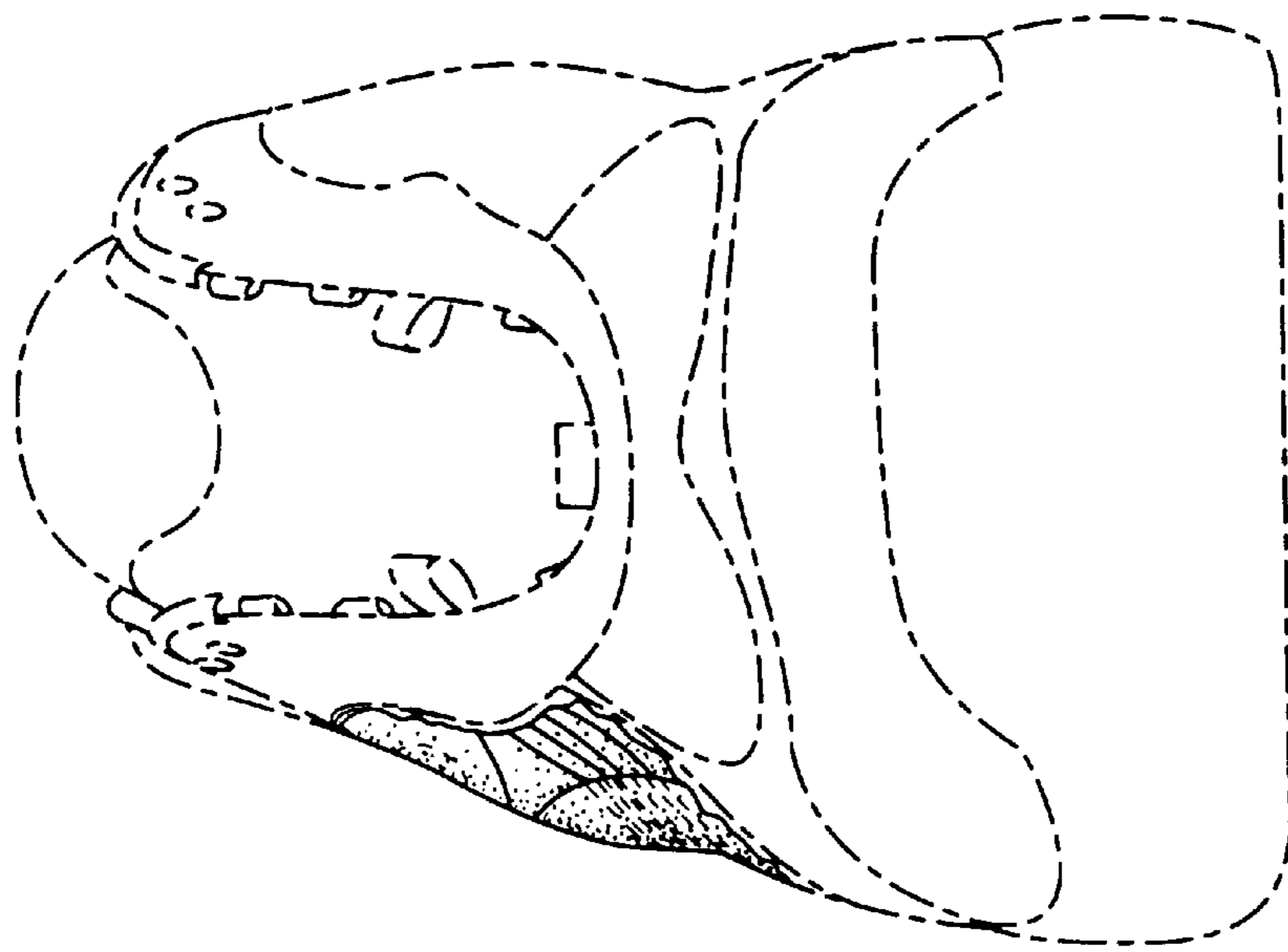


FIG. 4