



US00D414592S

# United States Patent [19] McConnell

[11] **Patent Number: Des. 414,592**

[45] **Date of Patent: \*\* Oct. 5, 1999**

[54] **CAP**

[76] **Inventor: Veronica McConnell, 5210 Memorial Dr., Houston, Tex. 77077**

[\*\*] **Term: 14 Years**

[21] **Appl. No.: 29/098,415**

[22] **Filed: Dec. 29, 1998**

[51] **LOC (6) Cl. .... 02-03**

[52] **U.S. Cl. .... D2/876; D2/865**

[58] **Field of Search** ..... D2/865, 866, 868, D2/869, 872, 873, 876, 879, 882, 884, 886; 2/171, 171.3, 171.7, 181, 181.6, 175.1, 175.3, 195.1, 195.2, 195.7, 209.4, 171.1

[56] **References Cited**

### U.S. PATENT DOCUMENTS

D. 74,406	2/1928	Zernentsh .....	D2/876
D. 287,900	1/1987	Shorman .....	D2/876
D. 291,375	8/1987	Cohon .....	D2/876 X

D. 360,519	7/1995	Bailey .....	D2/876
D. 384,190	9/1997	Kellogg .....	D2/865
D. 386,888	12/1997	Grant .....	D2/865
4,201,009	5/1980	Burridge, Jr. ....	2/175.1 X
5,239,704	8/1993	Cornelio et al. ....	2/195.2
5,495,622	3/1996	Kaufman .....	2/175.1
5,511,249	4/1996	Higgins .....	2/209.7
5,839,121	11/1998	Morales .....	2/209.7

*Primary Examiner*—Paula A. Mortimer  
*Attorney, Agent, or Firm*—Browning Bushman

[57] **CLAIM**

The ornamental design for a cap, as shown and described.

### DESCRIPTION

FIG. 1 is a side elevational view of a cap showing my new design, the opposite side is a mirror image;  
FIG. 2 is a top plan view thereof;  
FIG. 3 is a front elevational view thereof; and,  
FIG. 4 is a rear elevational view thereof.

**1 Claim, 2 Drawing Sheets**

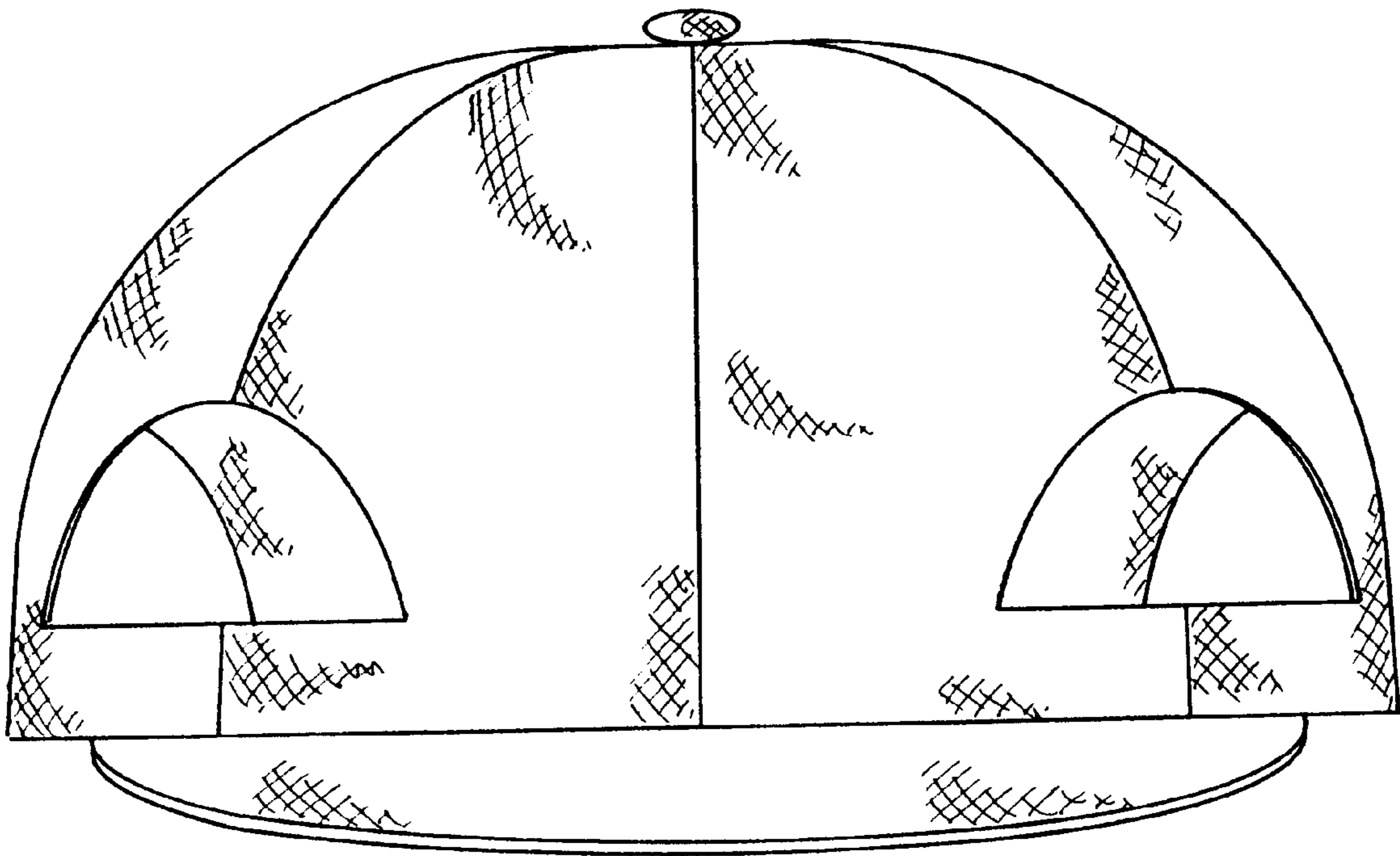


FIG. 1

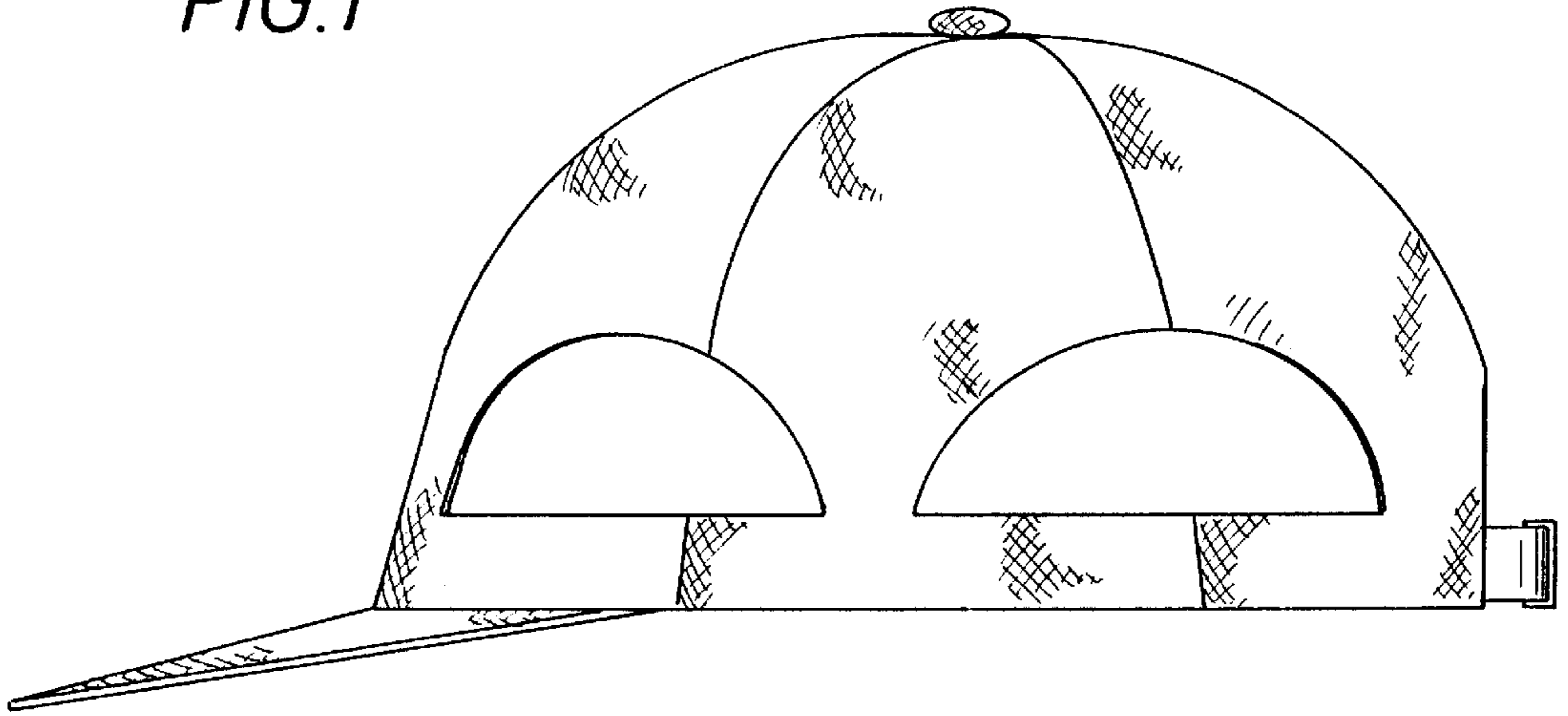


FIG. 2

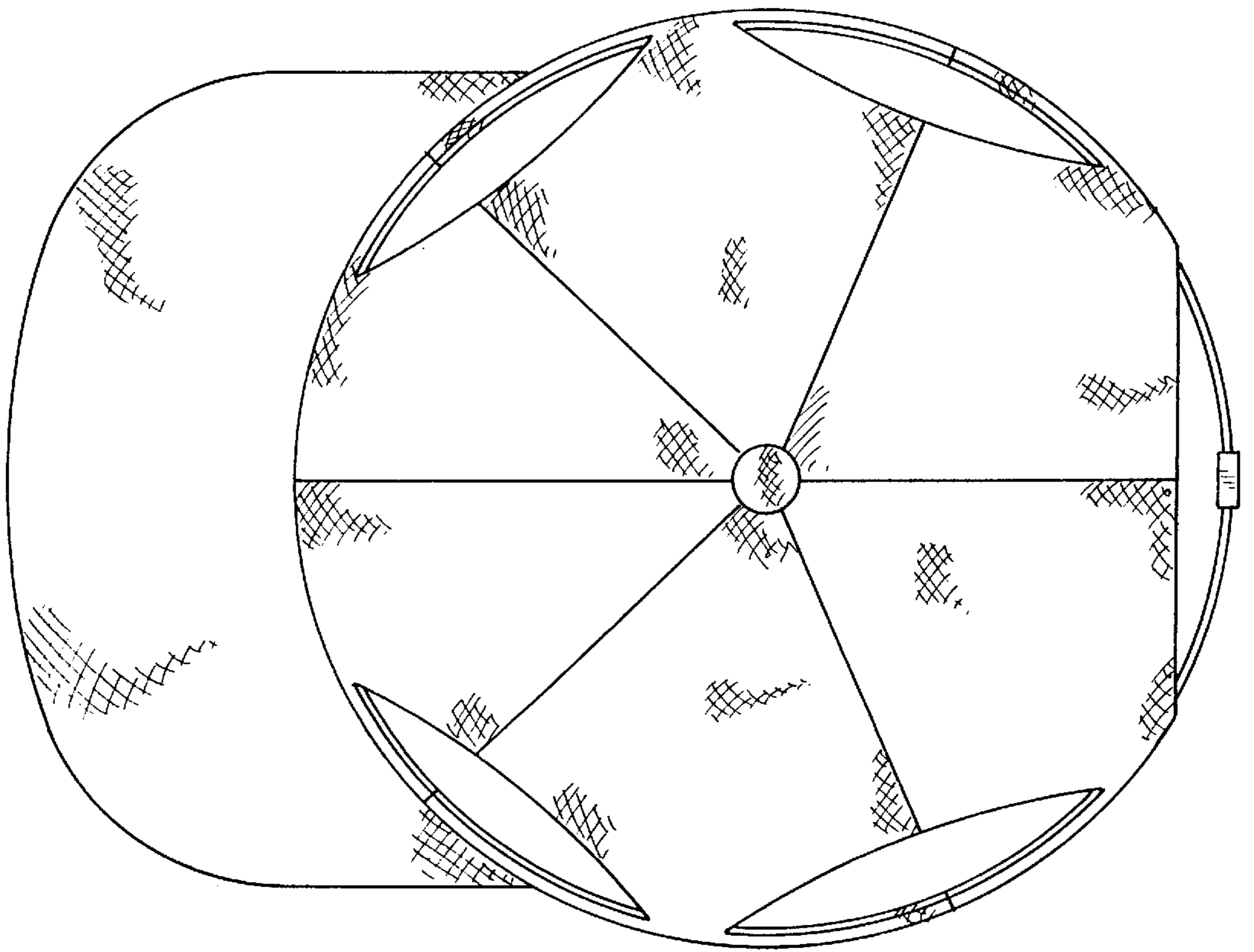


FIG. 3

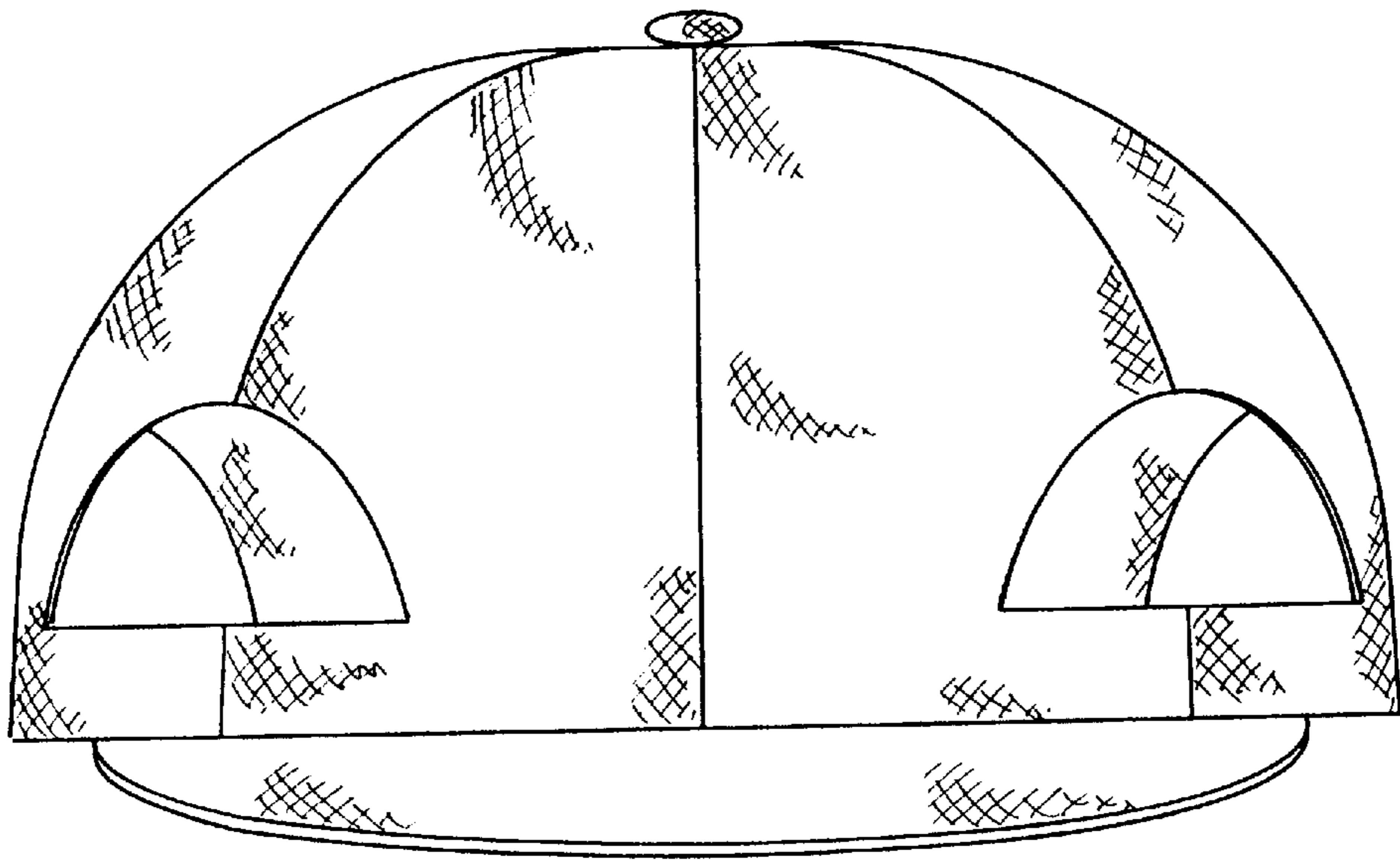


FIG. 4

