



US00D414568S

United States Patent [19]

Hedges et al.

[11] Patent Number: Des. 414,568

[45] Date of Patent: ** Sep. 28, 1999

[54] ROOFING PANEL

[75] Inventors: **Kenneth Hedges**, Evansville; **Jerry A. Lamb**, deceased, late of Evansville, by Marilyn L. Lamb, Citizen's Trust Company of Indiana, N.A., legal representatives; **James R. Rahn**, Evansville, all of Ind.

[73] Assignee: **American Sheet Extrusion Co.**, Evansville, Ind.

[**] Term: **14 Years**

[21] Appl. No.: **29/068,606**

[22] Filed: **Mar. 31, 1997**

[51] LOC (6) Cl. **25-01**

[52] U.S. Cl. **D25/143**

[58] Field of Search D25/139, 140, D25/143; 52/518, 557, 519, 528, 558, 533, 536, 538, 545, 541, 553, 520, 560, 526, 535, 559, 314, 311.1, 311.2

3,977,141	8/1976	Peters .
4,015,374	4/1977	Epstein et al. .
4,015,391	4/1977	Epstein et al. .
4,130,974	12/1978	Chalmers et al. .
4,290,248	9/1981	Kemerer et al. .
4,343,126	8/1982	Hoofe, III .
4,499,702	2/1985	Turner .
4,598,522	7/1986	Hoofe, III .
4,680,911	7/1987	Davis et al. .
4,822,553	4/1989	Marshall .
4,932,184	6/1990	Waller .
5,034,178	7/1991	Kinugasa et al. .
5,072,562	12/1991	Crick et al. .
5,076,037	12/1991	Crick et al. .
5,249,402	10/1993	Crick et al. .
5,455,099	10/1995	Banner .
5,537,792	7/1996	Moliere .

Primary Examiner—Doris Clark
Attorney, Agent, or Firm—Woodard, Emhardt, Naughton, Moriarty & McNett

[57] CLAIM

The ornamental design for a roofing panel, as shown and described.

[56] References Cited

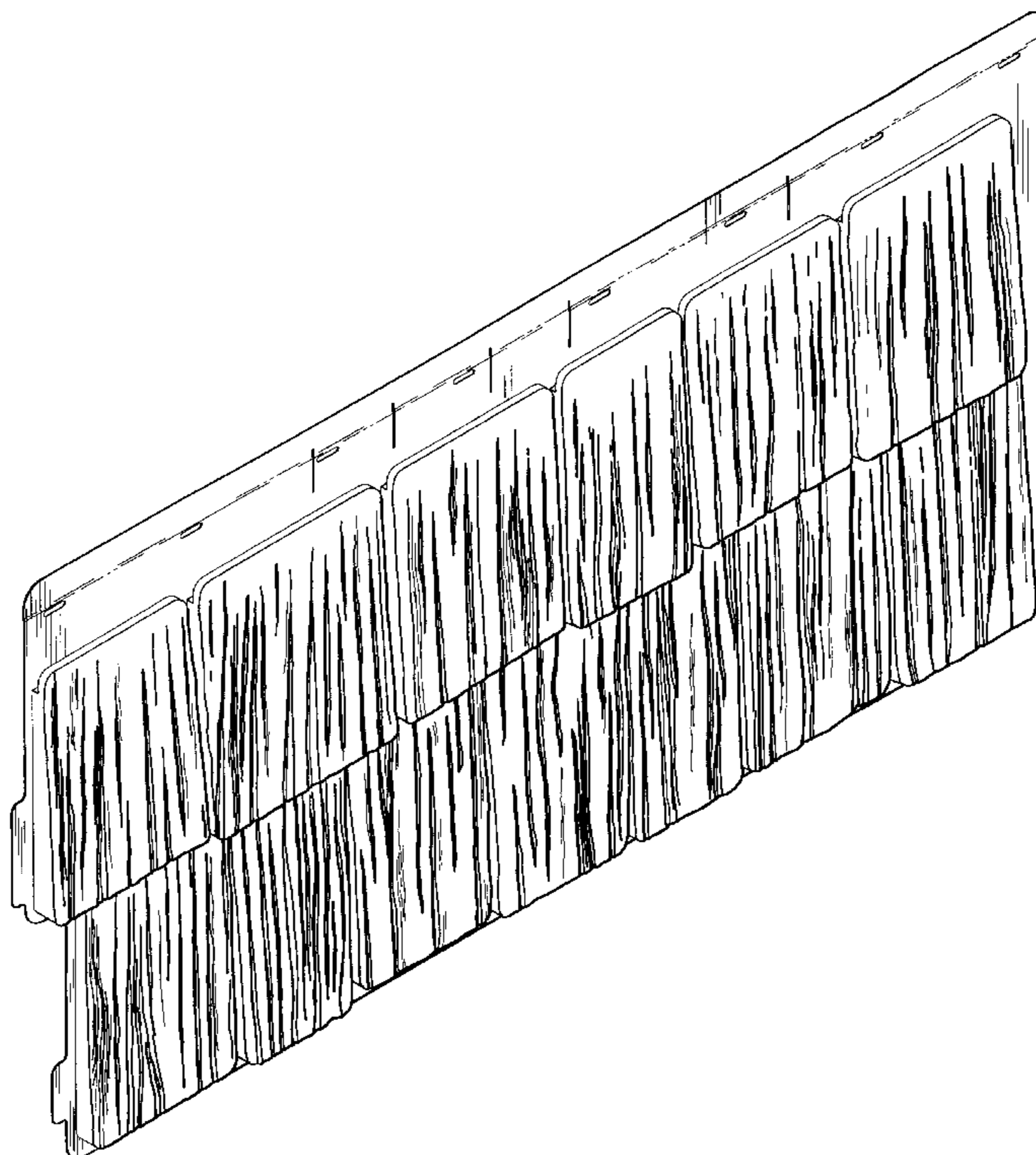
U.S. PATENT DOCUMENTS

2,037,507	4/1936	Fischer	52/557
2,149,741	3/1939	Miles	52/557
2,935,768	5/1960	Roupe	52/454
3,593,479	7/1971	Hinds	D25/139
3,613,328	10/1971	Morgan, Jr. et al. .	
3,737,498	6/1973	Jackson .	
3,897,667	8/1975	Turek .	
3,899,855	8/1975	Gadsby .	
3,927,501	12/1975	Allen et al. .	
3,943,677	3/1976	Carothers .	

DESCRIPTION

FIG. 1 is a top, front, left perspective view of a roofing panel showing our new design;
FIG. 2 is a front elevational view thereof;
FIG. 3 is a left side elevational view thereof;
FIG. 4 is a right side elevational view thereof;
FIG. 5 is a bottom plan view thereof;
FIG. 6 is a top plan view thereof; and,
FIG. 7 is a rear elevational view thereof.

1 Claim, 7 Drawing Sheets



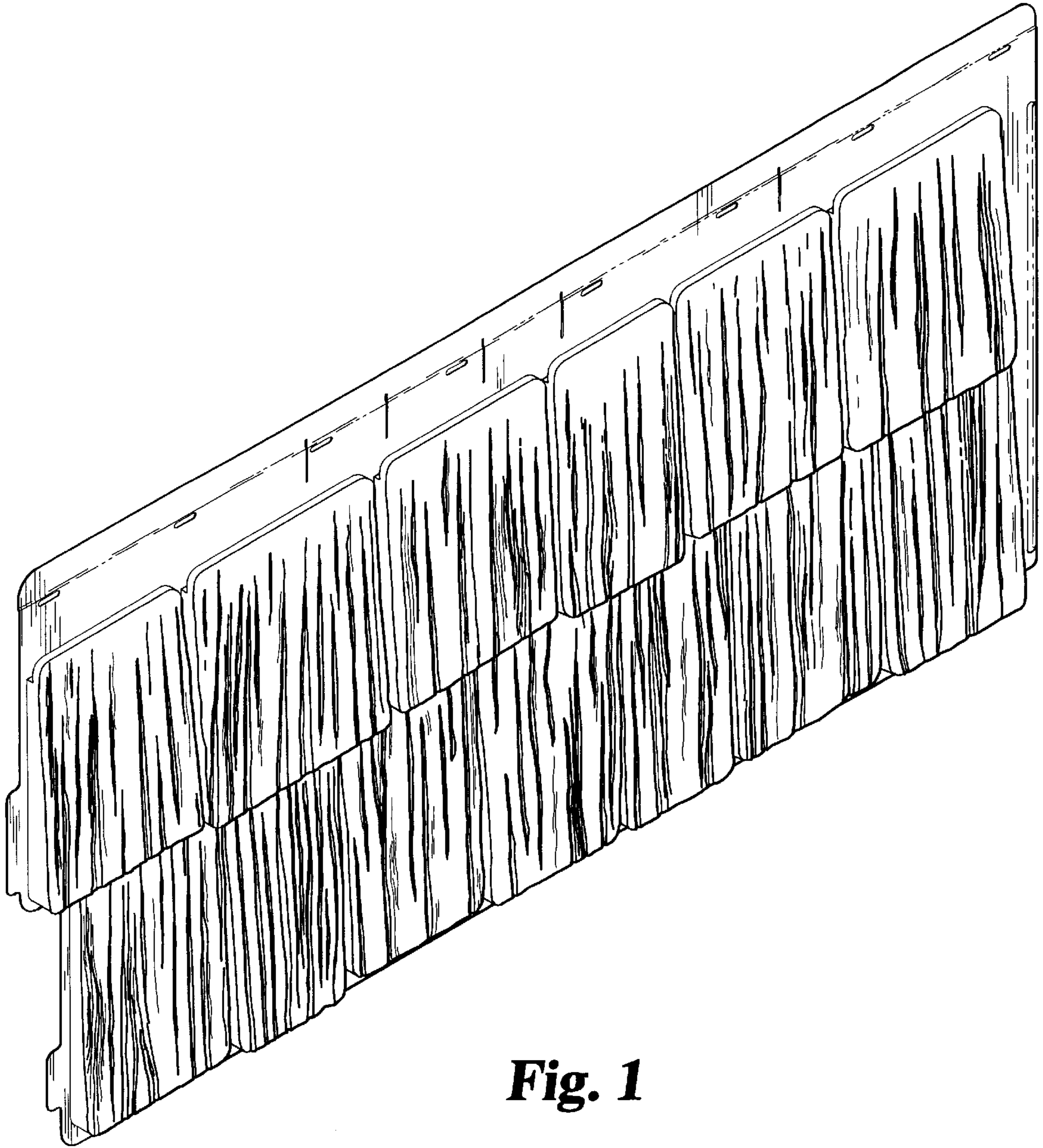


Fig. 1




Fig. 2

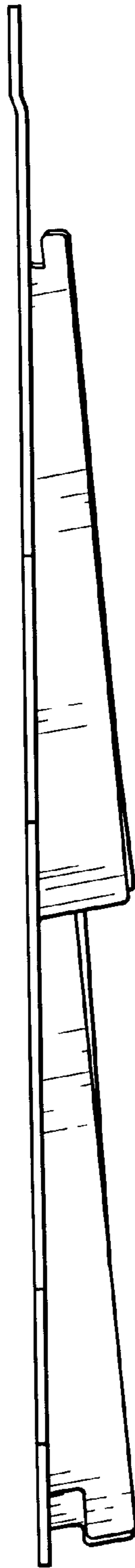


Fig. 3

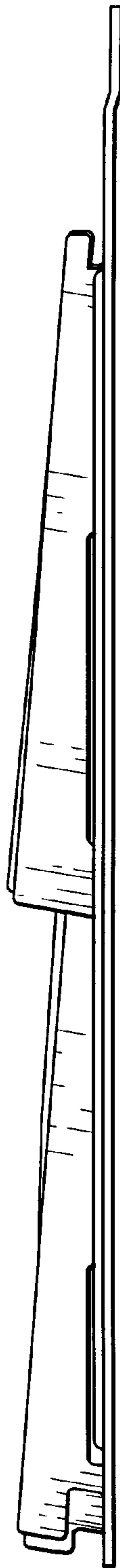


Fig. 4

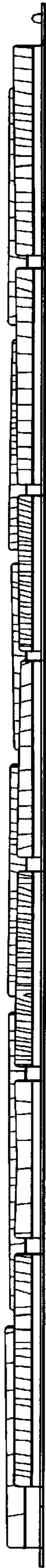


Fig. 5

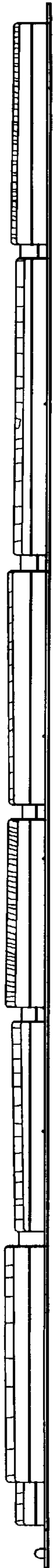


Fig. 6




Fig. 7