



US00D414526S

United States Patent [19]

Kashani

[11] Patent Number: Des. 414,526

[45] Date of Patent: ** Sep. 28, 1999

[54] RAMP FOR TABLE SOCCER MACHINE

5,482,272 1/1996 Hylak et al. 273/108.1
5,613,683 3/1997 Ying et al. 273/317.1

[76] Inventor: Karim Kashani, 2011 N. Verdugo Rd.
#F, Glendale, Calif. 91208

Primary Examiner—Prabhakar Deshmukh
Attorney, Agent, or Firm—Edgar W. Averill, Jr.

[**] Term: 14 Years

[57] CLAIM

[21] Appl. No.: 29/085,435

The ornamental design for ramp for table soccer machine, as shown and described.

[22] Filed: Mar. 23, 1998

DESCRIPTION

[51] LOC (6) Cl. 21-01

[52] U.S. Cl. D21/385; D21/318

[58] Field of Search D21/318, 312,
D21/385; 273/108, 108.1, 317.1, 236; 473/1,
28, 7, 19, 20

FIG. 1 is a perspective view of a ramp for table soccer game showing my new design; the broken lines showing of table soccer playing machine is for illustrative purpose only and forms no part of the claim;

FIG. 2 is a rear view thereof;

FIG. 3 is a side view thereof, the right side being identical to the left side;

FIG. 4 is a front view thereof;

FIG. 5 is a bottom view thereof;

FIG. 6 is a top view thereof; and,

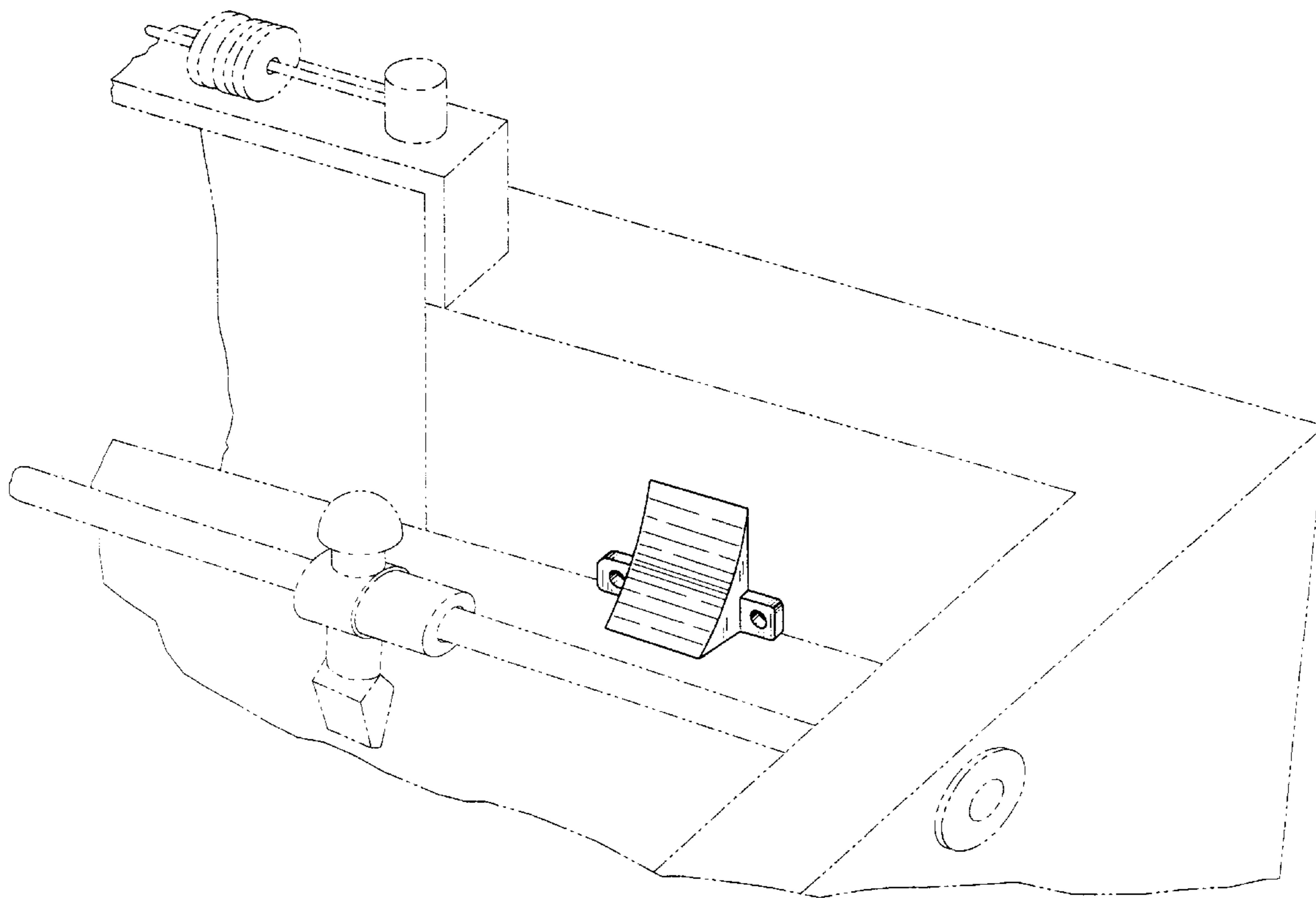
FIG. 7 is a cross-sectional view taken along line 7—7 of FIG. 2.

[56] References Cited

U.S. PATENT DOCUMENTS

D. 294,720	3/1988	MacDowell	D21/318
D. 347,026	5/1994	Young	D21/318
D. 390,884	2/1998	Kashani	D21/385
1,098,513	6/1914	LeFebre	273/127 B
3,228,688	1/1966	Dennison	273/108.1 X
4,871,170	10/1989	Carini	273/108.1 X

1 Claim, 2 Drawing Sheets



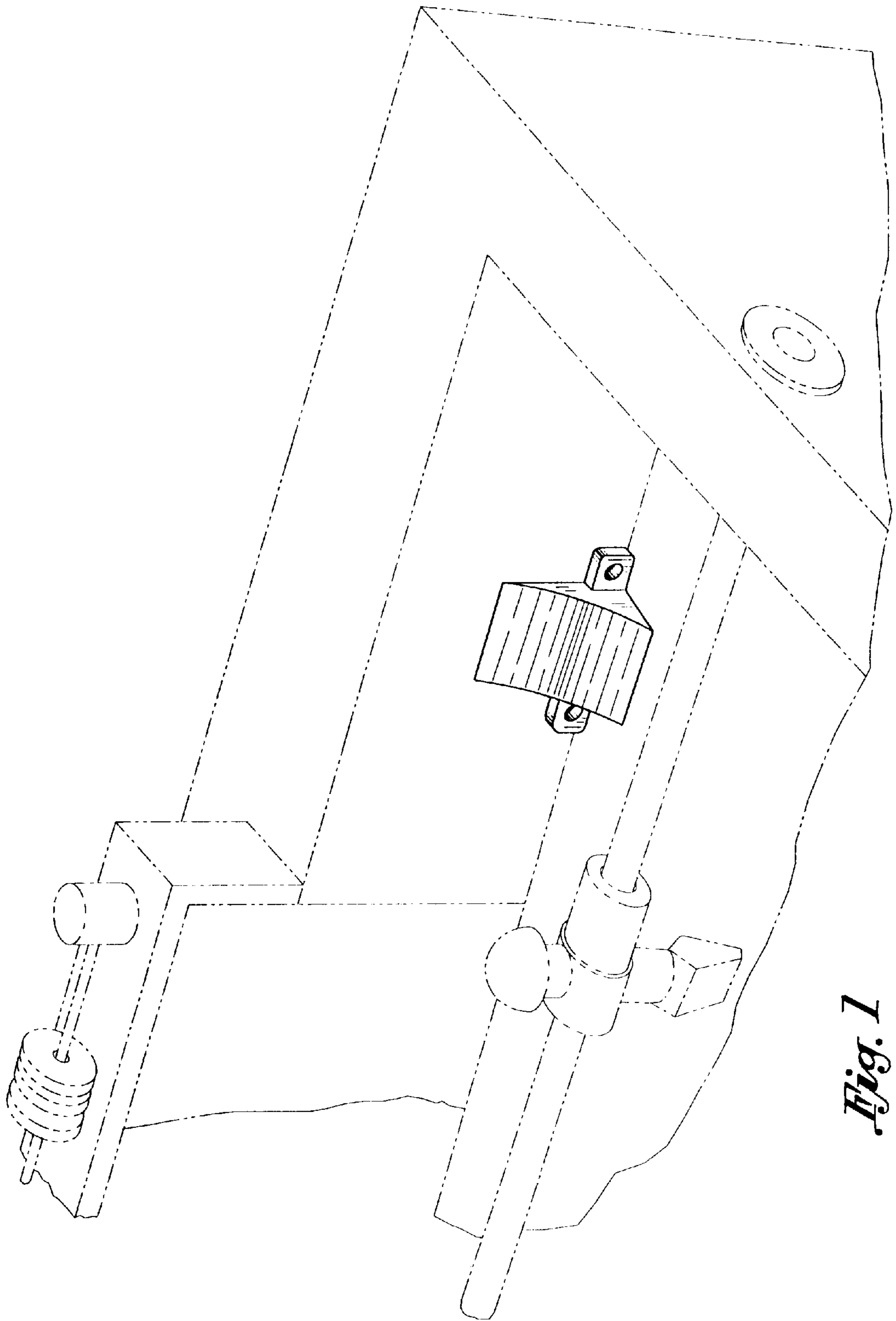


Fig. 1

Fig. 2

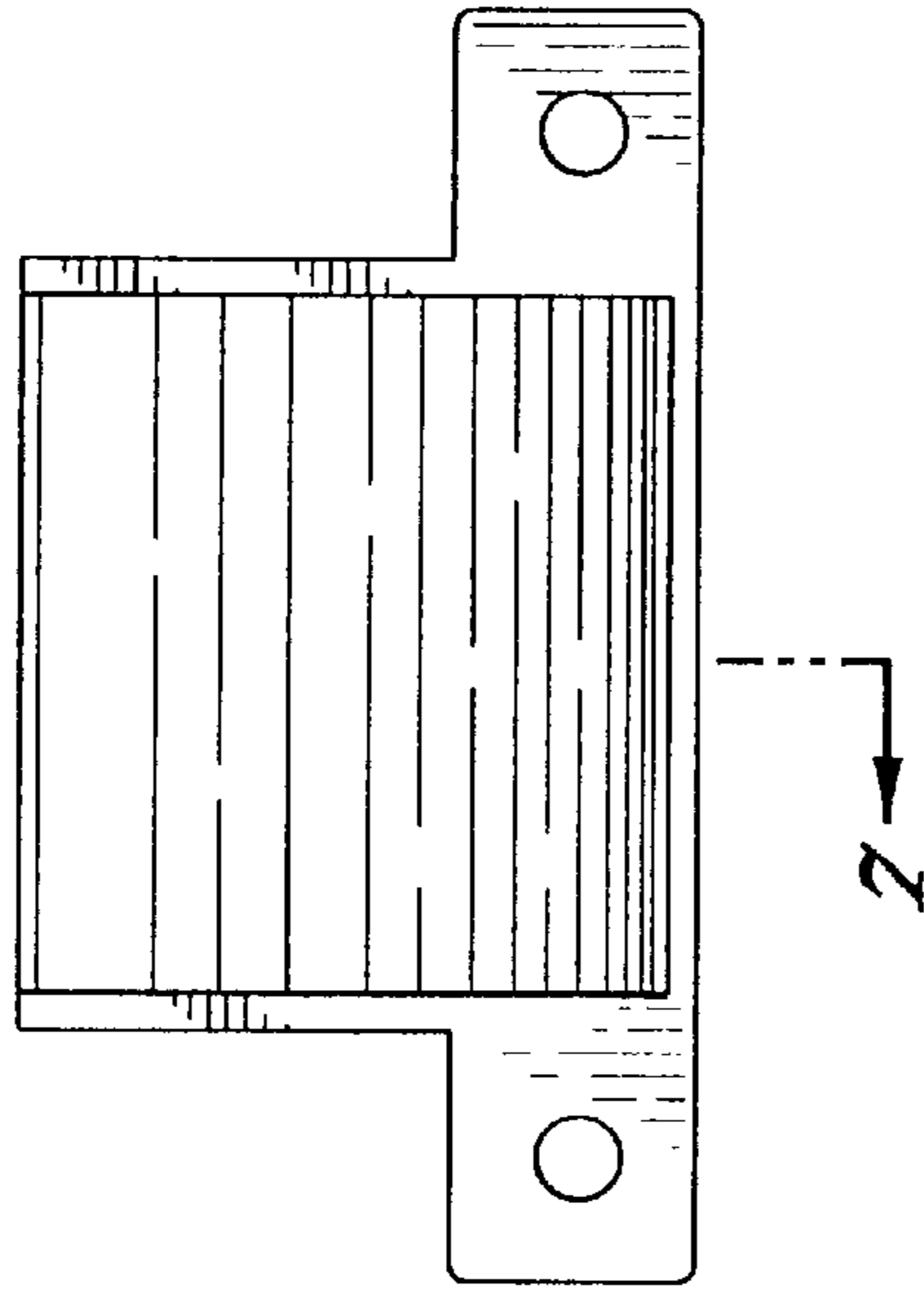


Fig. 3

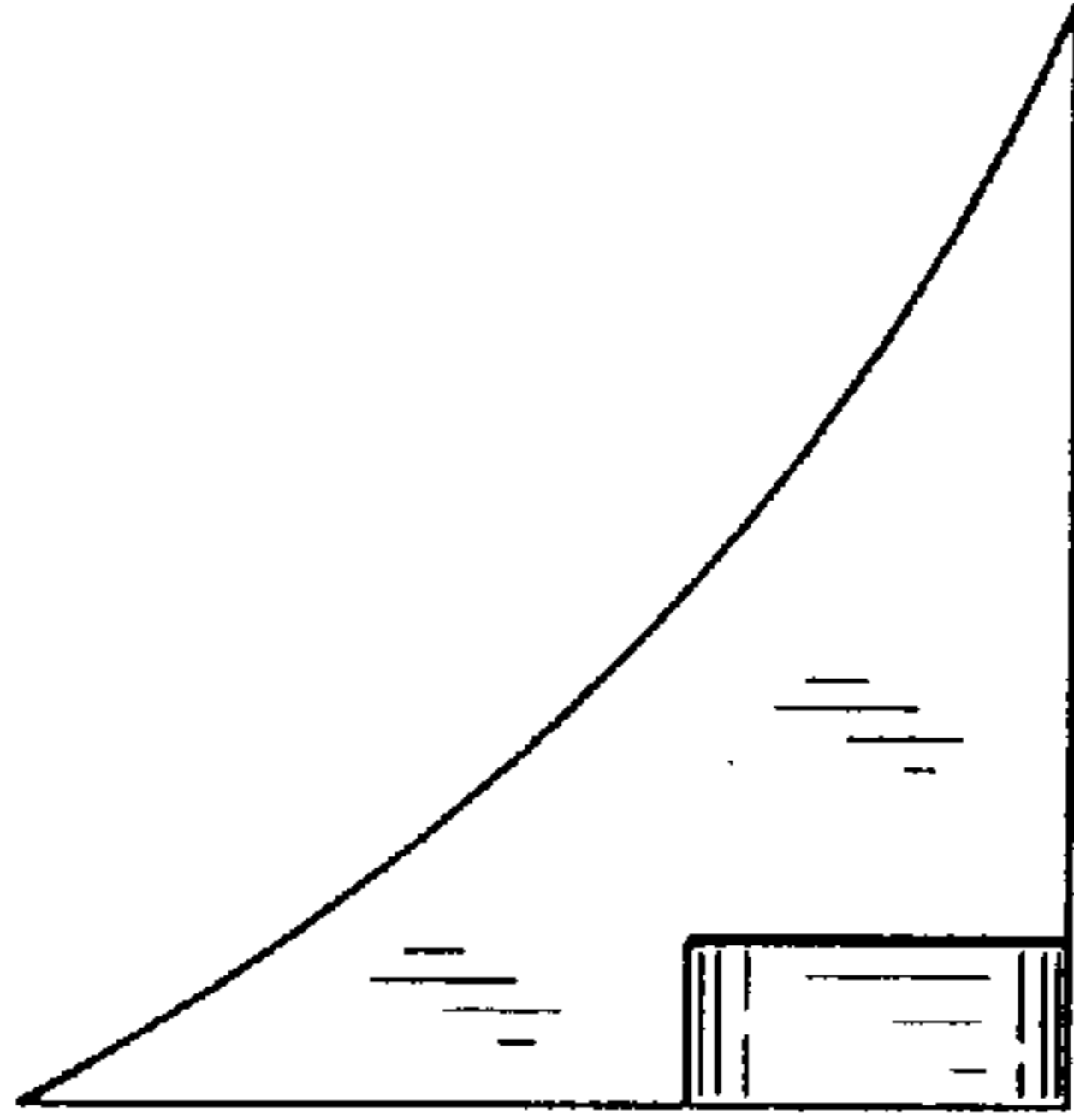


Fig. 4




Fig. 5




Fig. 6




Fig. 7

