



US00D414485S

United States Patent [19]
Hazan

[11] **Patent Number: Des. 414,485**

[45] **Date of Patent: ** Sep. 28, 1999**

[54] **PUBLIC INTERNET ACCESS MACHINE**

[76] Inventor: **Sergio R. Hazan**, 201 Cattail Ct.,
Orlando, Fla. 32806

[**] Term: **14 Years**

[21] Appl. No.: **29/095,883**

[22] Filed: **Nov. 2, 1998**

[51] **LOC (6) Cl. 14-03**

[52] **U.S. Cl. D14/130; D14/101**

[58] **Field of Search** D14/140, 142,
D14/240, 146, 130, 101, 102; D99/28;
D6/421; D20/10; 235/379, 381, 384; D25/16;
379/143-155, 453; 348/14, 17, 19

[56] **References Cited**

U.S. PATENT DOCUMENTS

- D. 307,081 4/1990 Allen D6/421
- D. 323,656 2/1992 McGarvey et al. D14/146
- D. 331,055 11/1992 Massey et al. D14/146
- D. 348,263 6/1994 Veeneman D14/130

- D. 349,113 7/1994 Massey et al. D14/146
- D. 377,170 1/1997 Wilson D14/130
- D. 395,129 6/1998 Johnson D99/28
- 4,179,723 12/1979 Spencer D99/28
- 4,818,854 4/1989 Davies et al. 235/381
- 5,702,166 12/1997 Lee D20/10 X

Primary Examiner—Jeffrey Asch
Attorney, Agent, or Firm—William M. Hobby, III


[57] **CLAIM**

The ornamental design for a public internet access machine,
as shown and described.

DESCRIPTION

FIG. 1 is a top, front and left side perspective view of my
public internet access machine;
FIG. 2 is a front elevation;
FIG. 3 is a rear elevation;
FIG. 4 is a right side elevation;
FIG. 5 is a left side elevation;
FIG. 6 is a top plan view; and,
FIG. 7 is a bottom plan view.

1 Claim, 3 Drawing Sheets



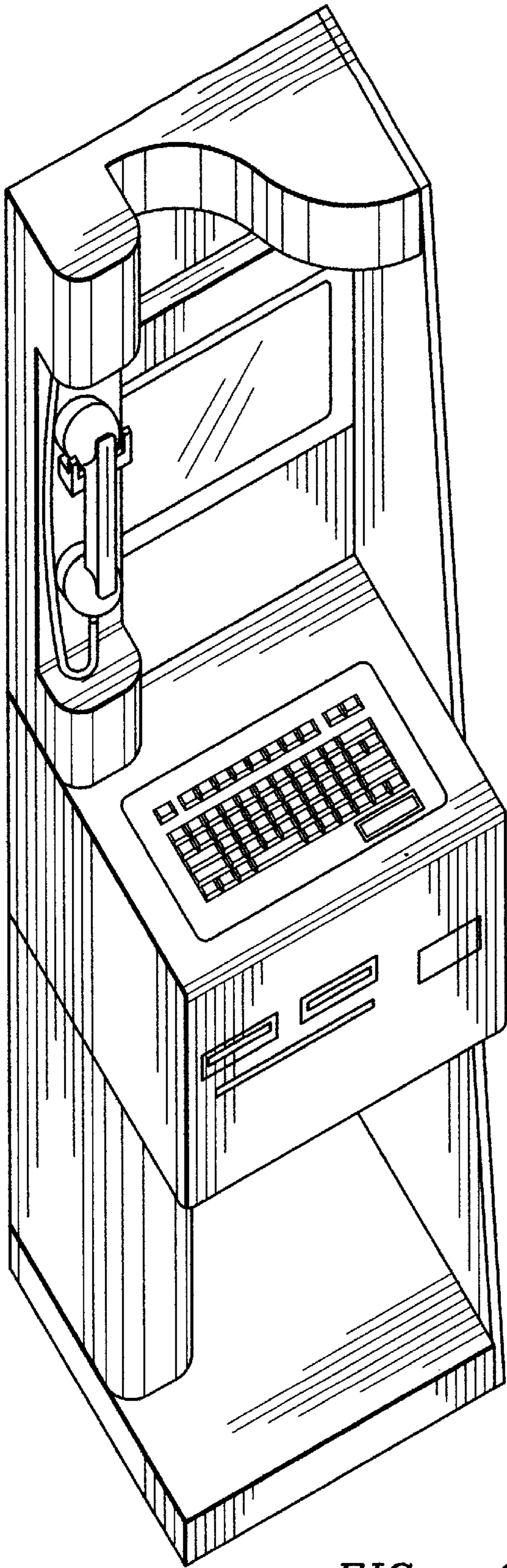


FIG. 1

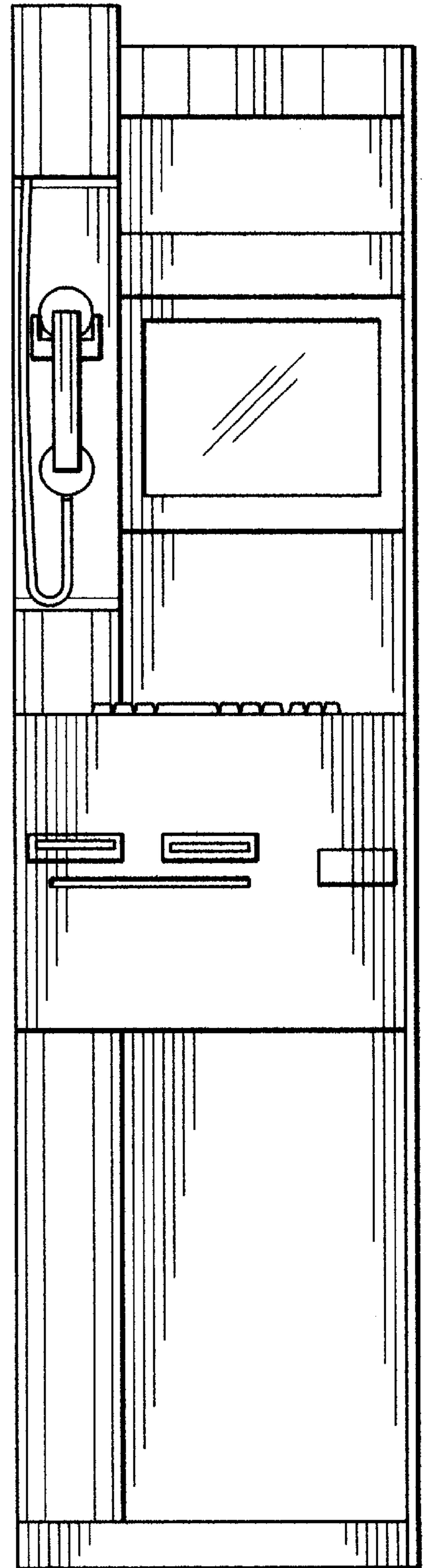


FIG. 2




FIG. 3

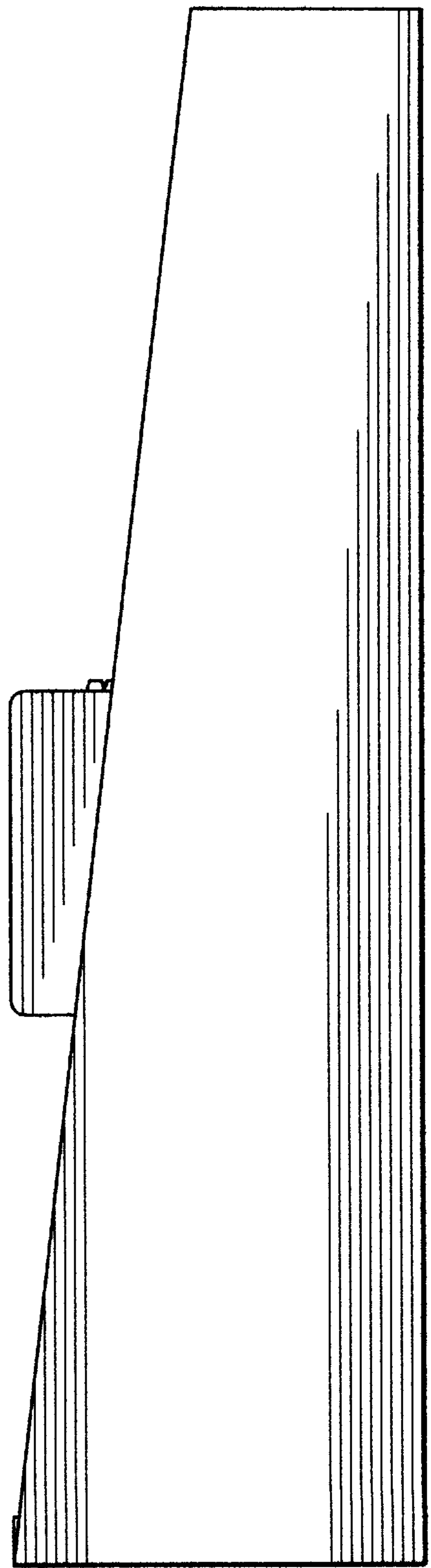


FIG. 4

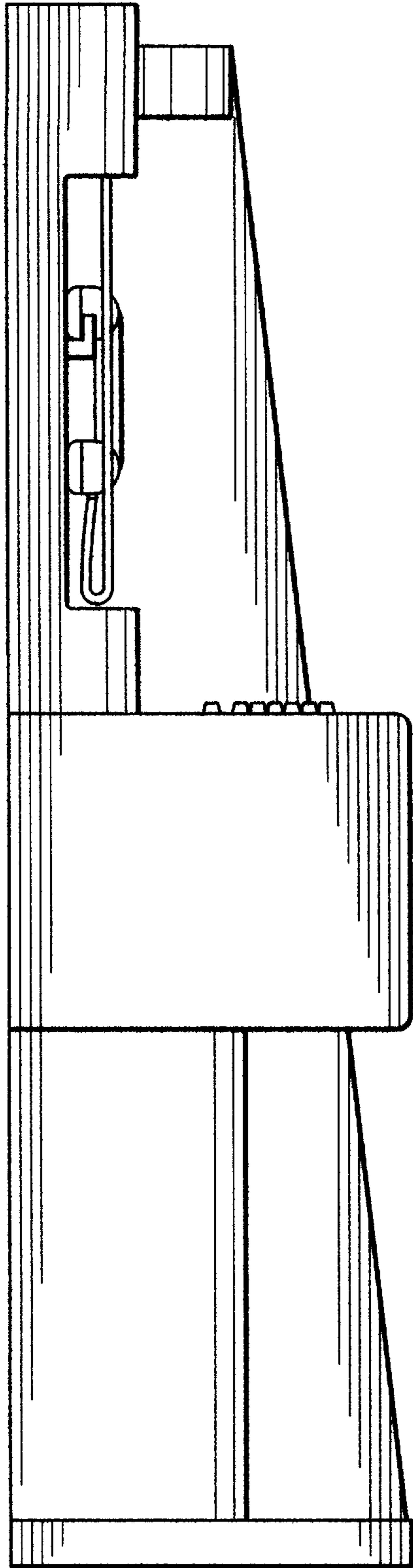


FIG. 5




FIG. 6




FIG. 7