



US00D414472S

**United States Patent** [19]  
**Metzler**

[11] **Patent Number: Des. 414,472**

[45] **Date of Patent: \*\* Sep. 28, 1999**

[54] **DOCUMENT SCANNER**

D. 357,675 4/1995 Guber et al. .... D14/107  
D. 363,274 10/1995 Pangburn ..... D14/107

[75] Inventor: **Malcolm D. Metzler**, Eagle, Id.

*Primary Examiner*—Freda Nunn

[73] Assignee: **Hewlett-Packard Company**, Palo Alto, Calif.

[57] **CLAIM**

[\*\*] Term: **14 Years**

The ornamental design for a document scanner, as shown.

[21] Appl. No.: **29/072,514**

**DESCRIPTION**

[22] Filed: **Jun. 18, 1997**

[51] **LOC (6) Cl.** ..... **14-02**

[52] **U.S. Cl.** ..... **D14/107**

[58] **Field of Search** ..... D14/100, 107,  
D14/118; D18/36, 37, 46, 52; D16/208,  
214, 223, 232, 202; 250/556; 235/454,  
462, 470, 472, 476

FIG. 1 is a front perspective view of a document scanner showing my new design;

FIG. 2 is a bottom view thereof;

FIG. 3 is a top view thereof;

FIG. 4 is a right side view thereof;

FIG. 5 is a left side view thereof; and,



FIG. 6 is a rear view thereof.


[56] **References Cited**

**U.S. PATENT DOCUMENTS**

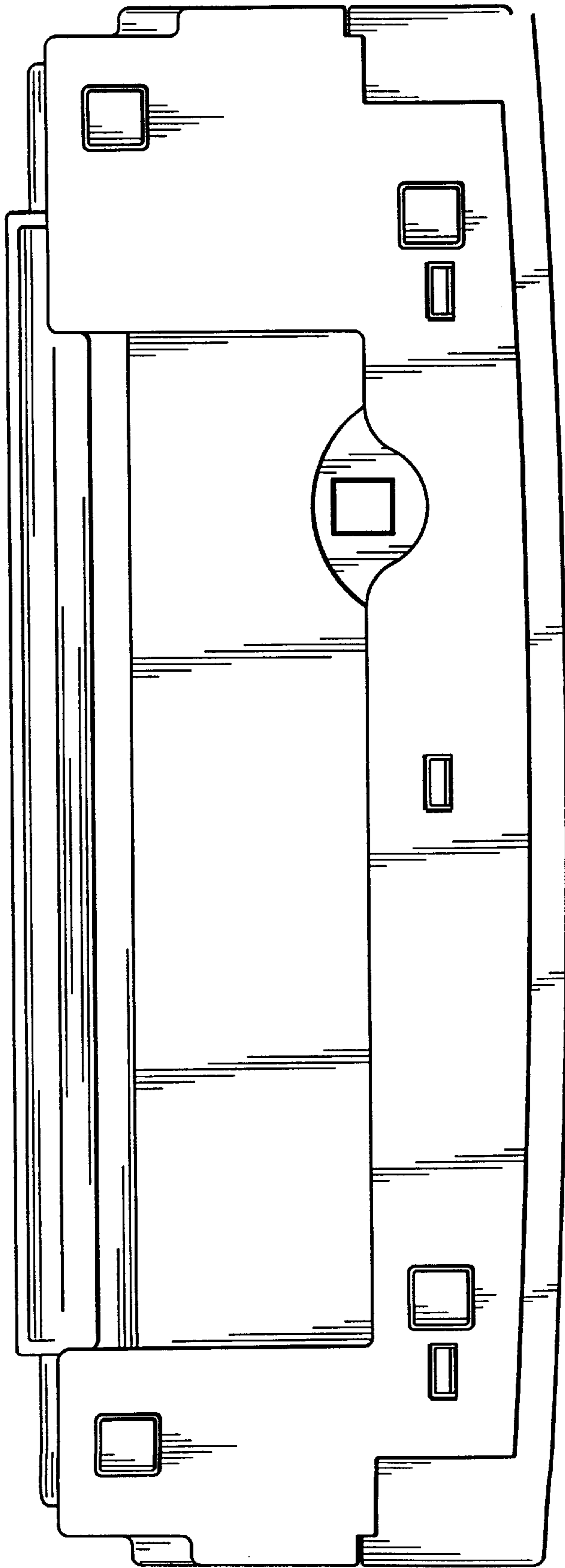
D. 263,592 3/1982 Barbera et al. .... D14/118

**1 Claim, 6 Drawing Sheets**

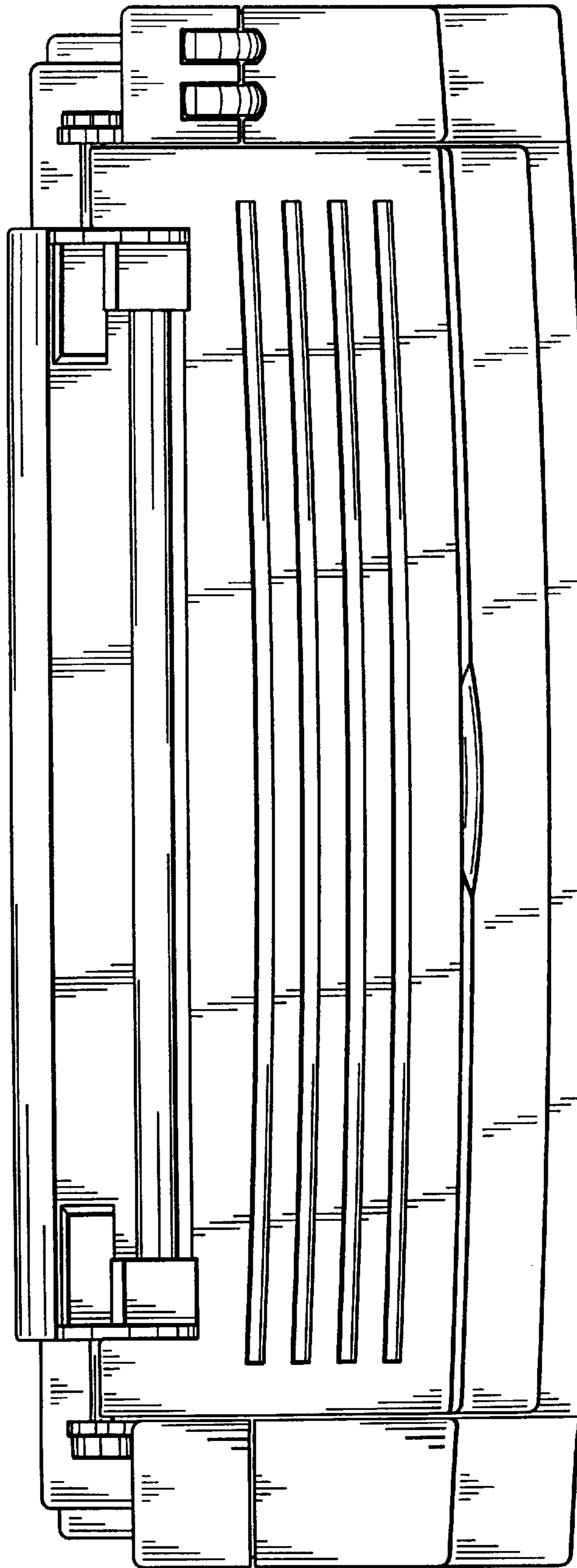




*Fig 1*




*Fig. 2*



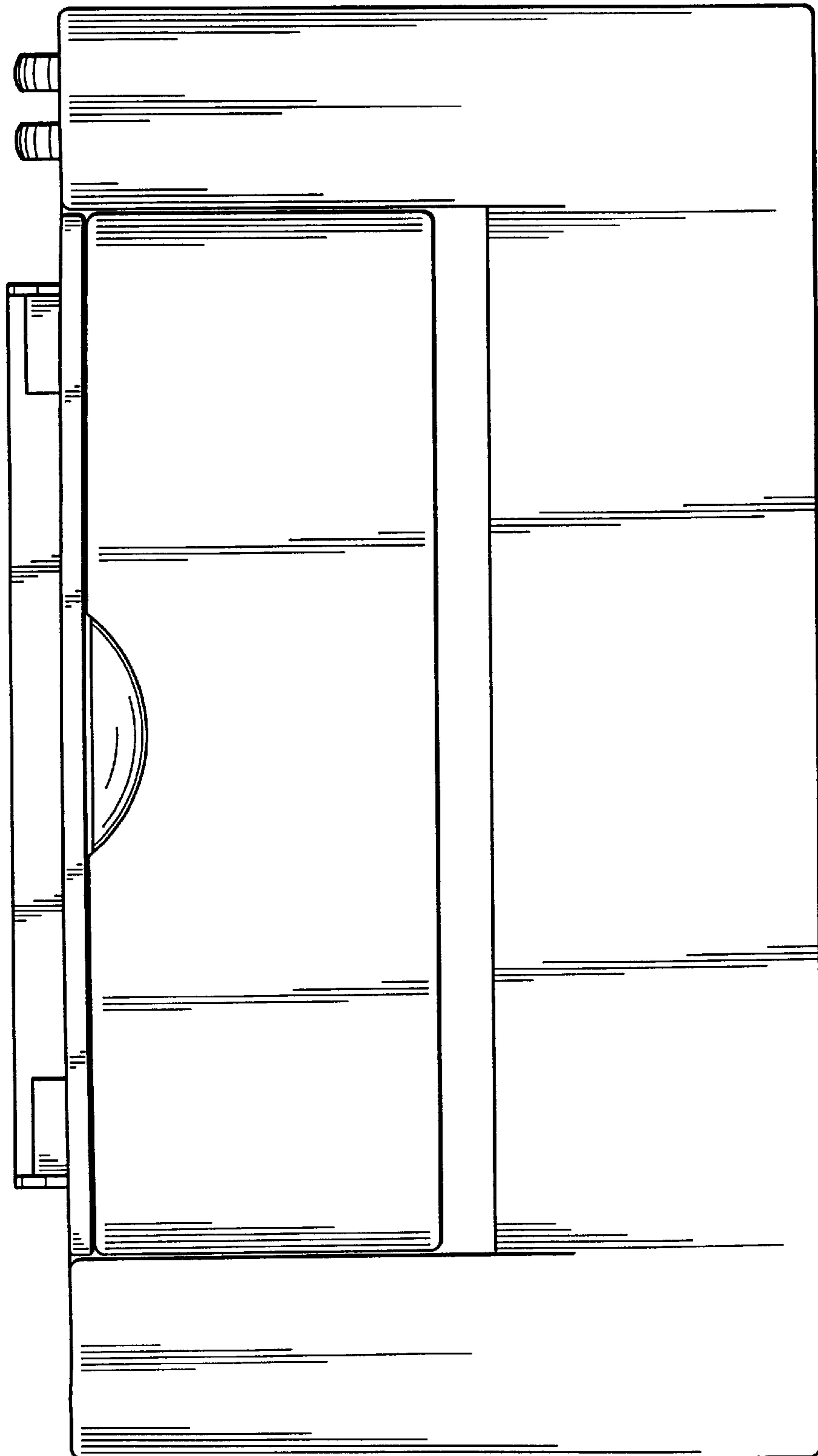
*Fig. 3*



*Fig 4*



*Fig 5*



*Fig. 6*