



US00D414457S

# United States Patent [19]

Barbier et al.

[11] Patent Number: **Des. 414,457**

[45] Date of Patent: **\*\* Sep. 28, 1999**

[54] **SWATH CARGO SHIP HULL**

[75] Inventors: **Brian K. Barbier**, Berwick; **John B. Crabtree, Jr.**, Houma; **Peter W. Tsang**, Thibodaux, all of La.

[73] Assignee: **Service Marine Industries, Inc.**, Amelia, La.

[\*\*] Term: **14 Years**

[21] Appl. No.: **29/080,019**

[22] Filed: **Nov. 26, 1997**

### Related U.S. Application Data

[63] Continuation-in-part of application No. 08/755,565, Nov. 27, 1996, Pat. No. 5,787,828.

[51] **LOC (6) Cl.** ..... **12-06**

[52] **U.S. Cl.** ..... **D12/304; D12/315**

[58] **Field of Search** ..... **D12/300-318;**  
114/56, 57, 61, 283, 292

### [56] References Cited

#### U.S. PATENT DOCUMENTS

D. 329,418	9/1992	Jackson	.....	D12/304
3,141,437	7/1964	Bush et al.	.....	114/66.5
3,279,407	10/1966	Stenger	.....	114/66.5
3,447,502	6/1969	Leopold	.....	114/61
3,530,815	9/1970	Lewison	.....	114/61
3,730,123	5/1973	Lang	.....	114/66.5 H
4,174,671	11/1979	Seidl	.....	114/61

4,440,103	4/1984	Lang	.....	114/61
4,763,596	8/1988	Yoshida	.....	114/256
4,909,174	3/1990	Bowes	.....	114/265
4,919,063	4/1990	Hall et al.	.....	114/56
5,282,763	2/1994	Dixon	.....	440/42
5,295,453	3/1994	Inoue	.....	114/61
5,355,827	10/1994	Barbazash et al.	.....	114/274
5,408,948	4/1995	Arii et al.	.....	114/274
5,645,008	7/1997	Loui	.....	114/274

### FOREIGN PATENT DOCUMENTS

52-2987	11/1977	Japan	.
57-80987	5/1982	Japan	.
WO 81/00241	2/1981	WIPO	.
WO 93/25431	12/1993	WIPO	.

*Primary Examiner*—Kay H. Chin  
*Attorney, Agent, or Firm*—Kennedy, Davis & Kennedy, PC

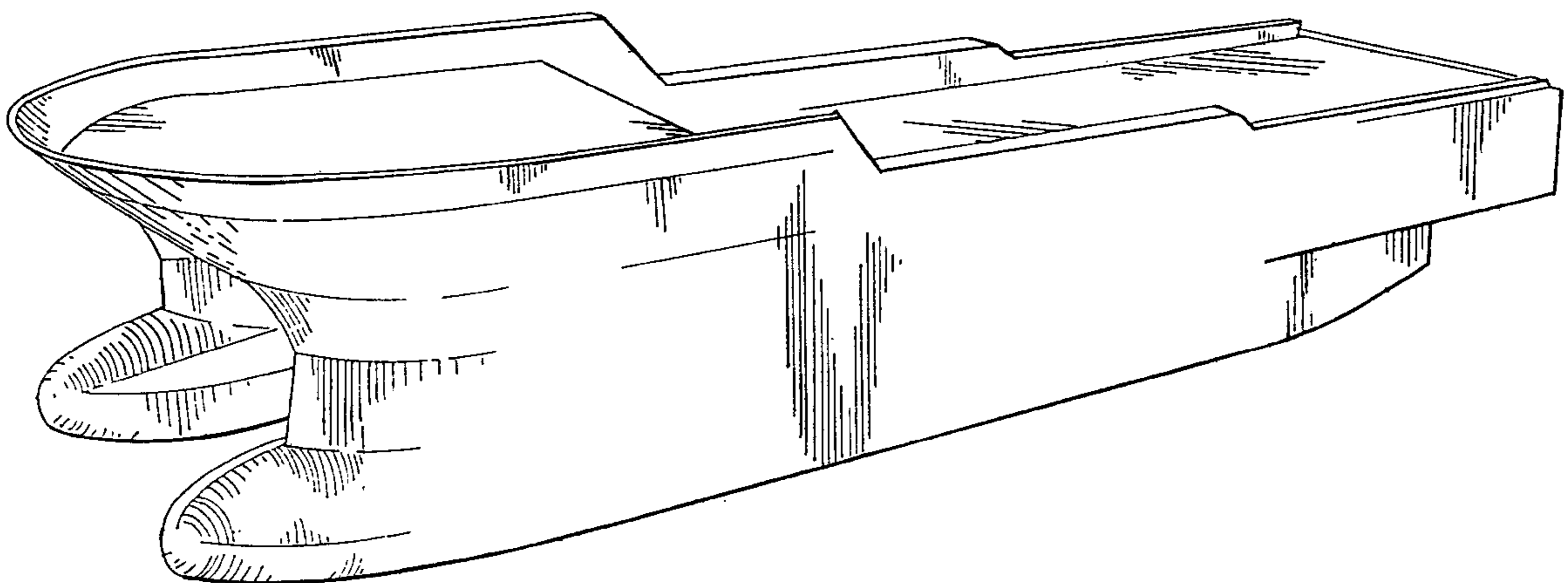
### [57] CLAIM

The ornamental design for a swath cargo ship hull, as shown and described.

### DESCRIPTION

FIG. 1 is a perspective view of the swath cargo ship hull.  
FIG. 2 is a front view thereof.  
FIG. 3 is a rear view thereof.  
FIG. 4 is a side view thereof, the opposite side being a mirror image.  
FIG. 5 is a top view thereof.  
FIG. 6 is a bottom view thereof; and,  
FIG. 7 is a perspective view of the bottom thereof.

**1 Claim, 4 Drawing Sheets**



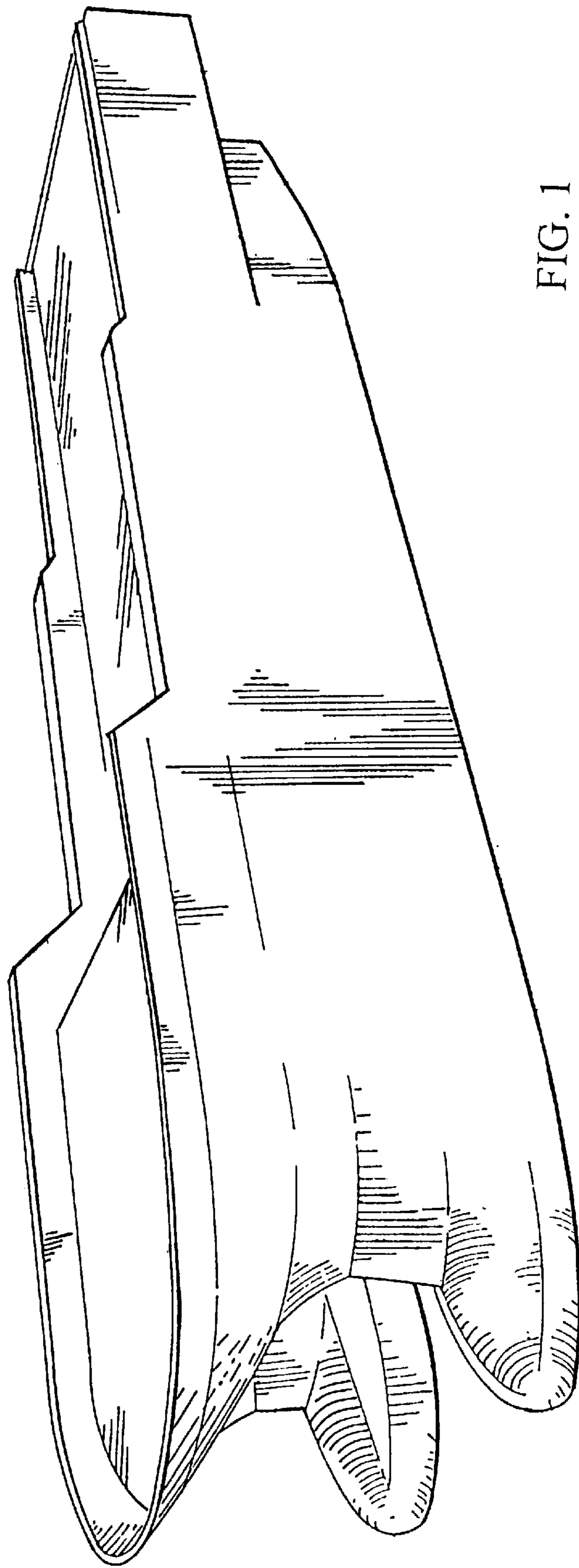


FIG. 1

FIG. 3

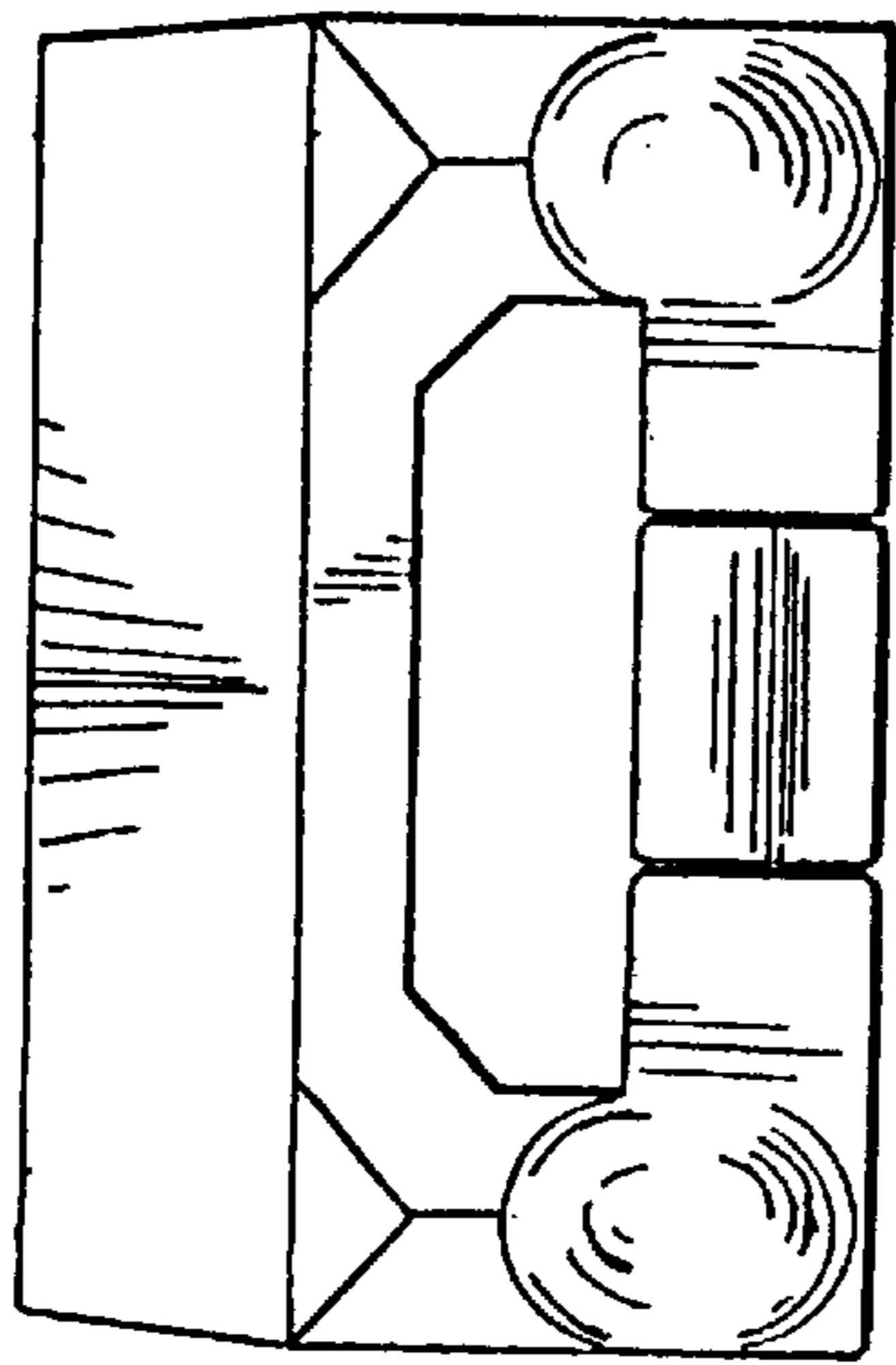
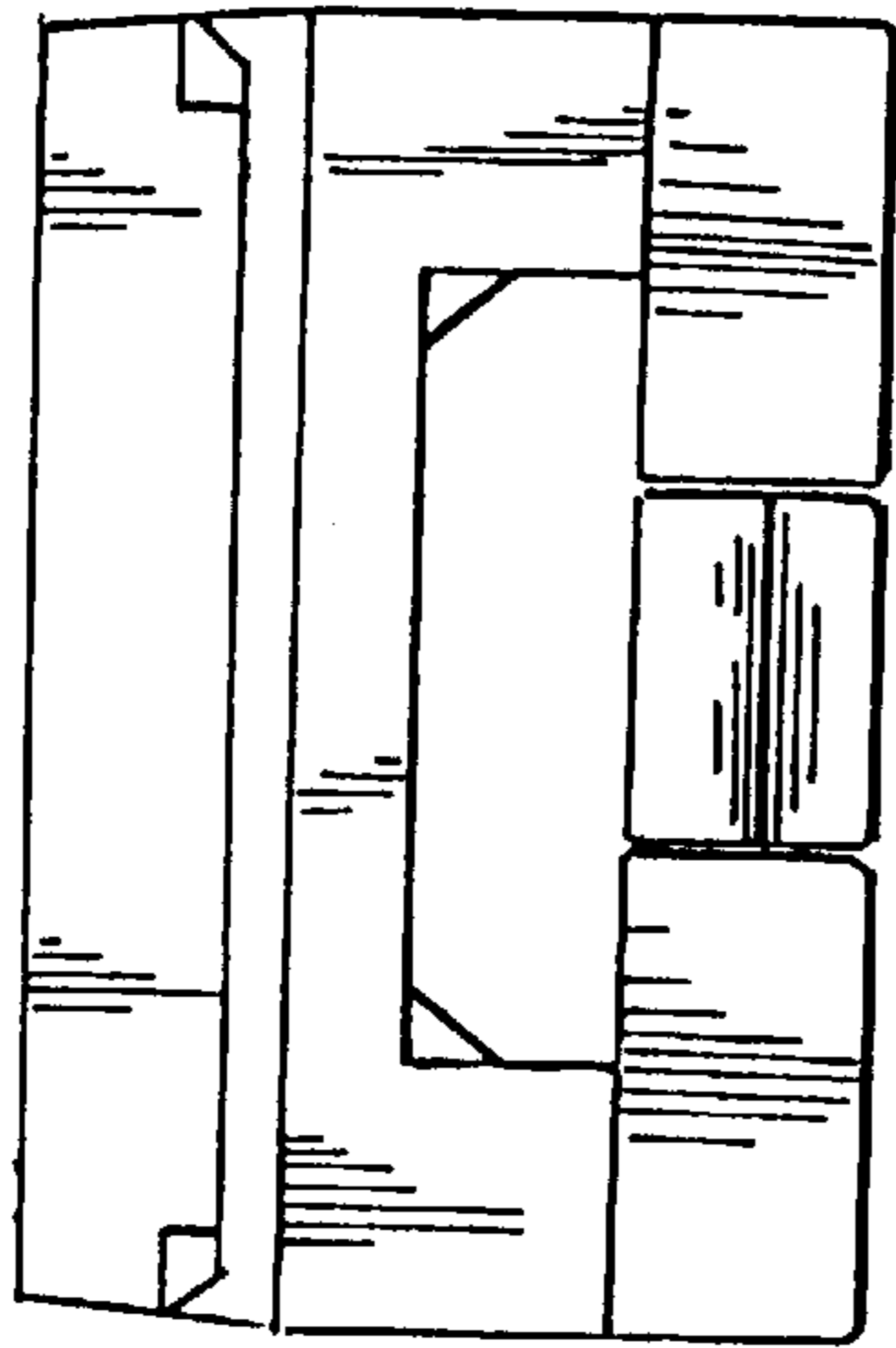


FIG. 2

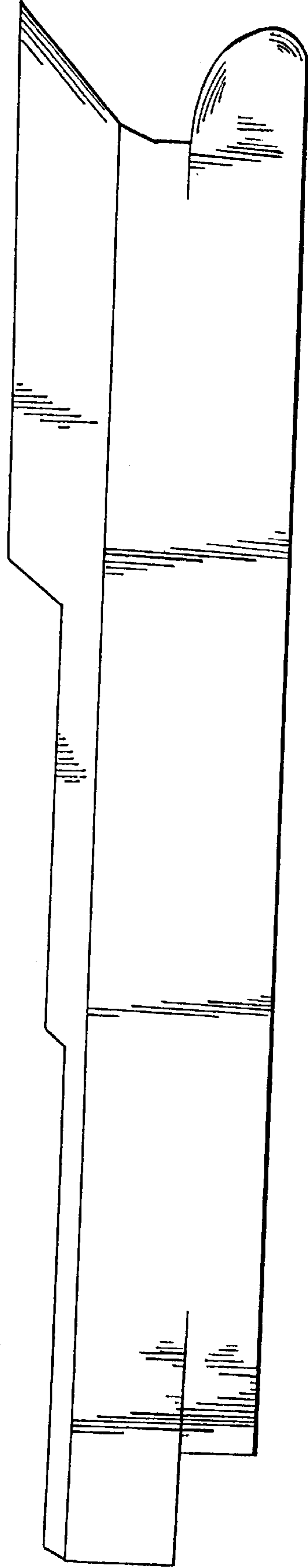


FIG. 4

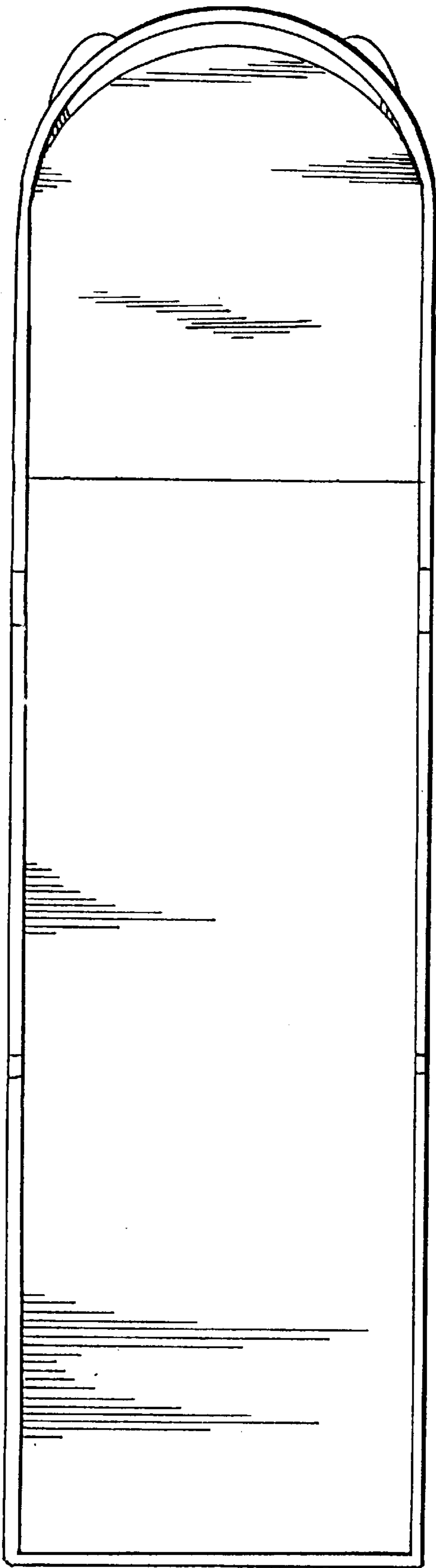


FIG. 5

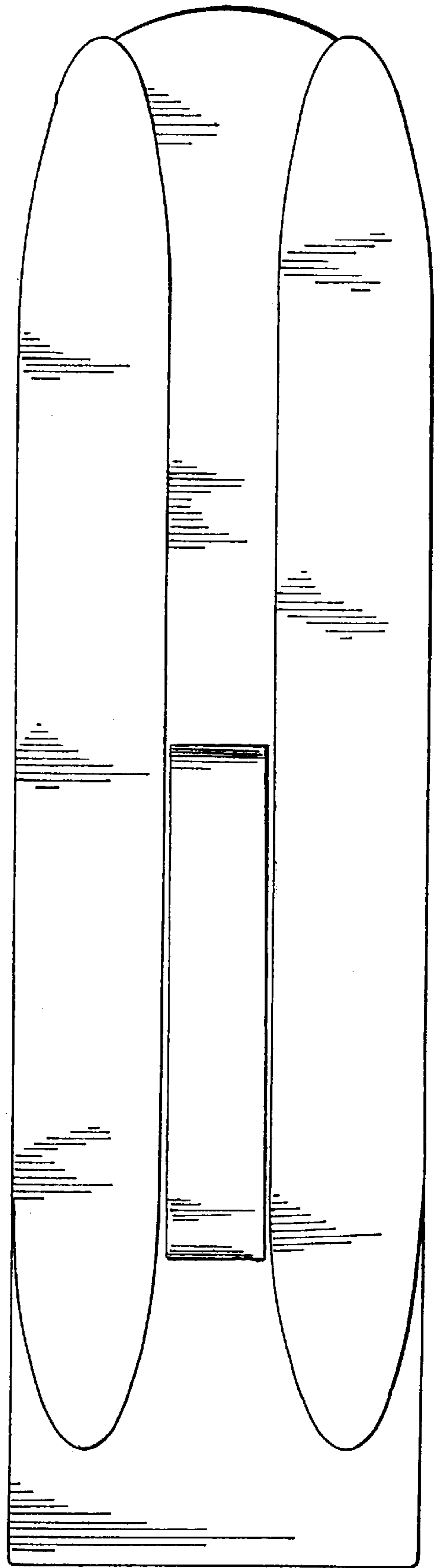


FIG. 6

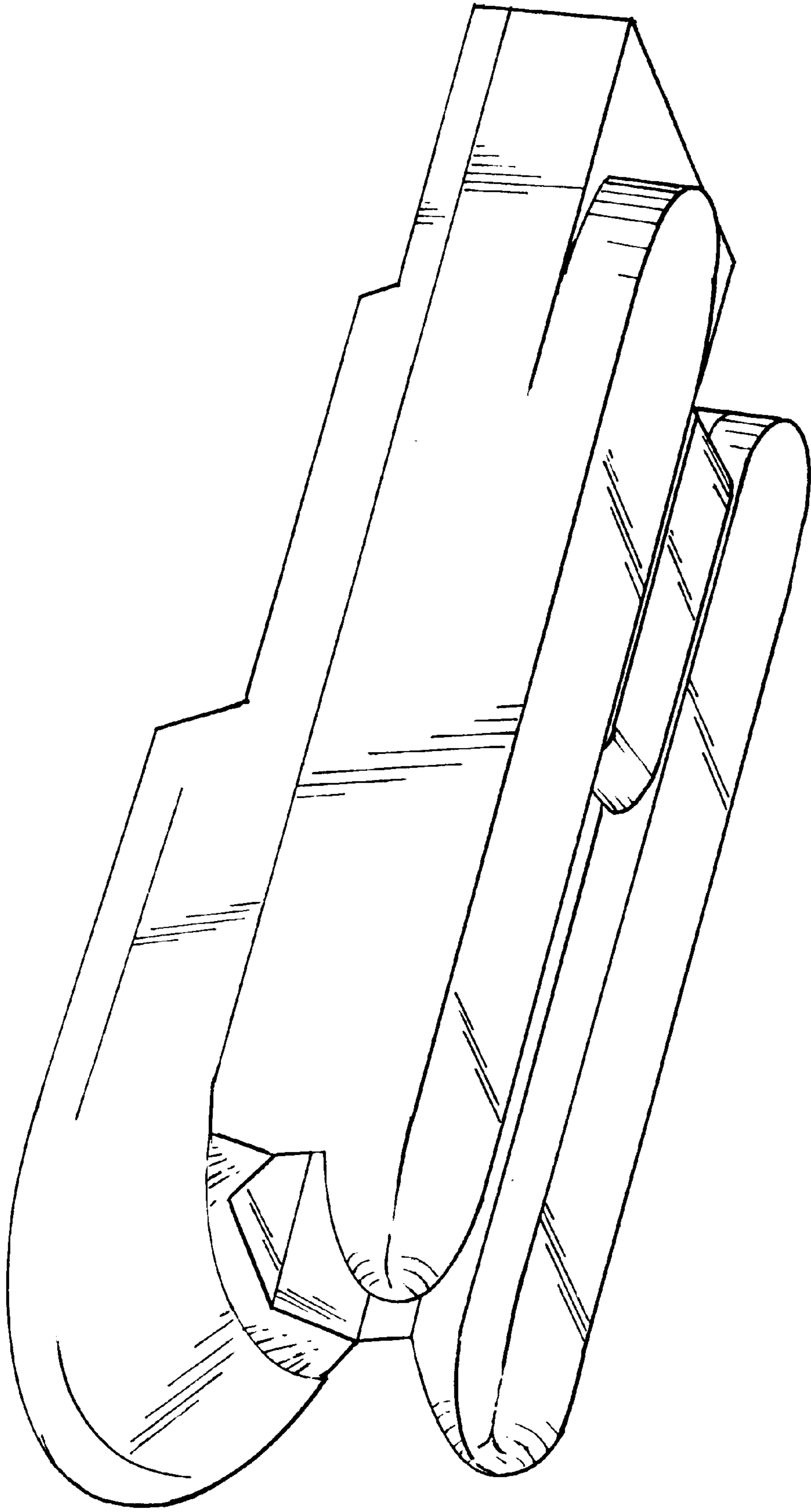


FIG. 7