



US00D414456S

United States Patent [19]

Hussaini et al.

[11] Patent Number: **Des. 414,456**

[45] Date of Patent: **** Sep. 28, 1999**

[54] **WINDSHIELD WIPER**

[75] Inventors: **Saied Hussaini; Marc Iacovelli**, both of Miami, Fla.

[73] Assignee: **Rally Manufacturing, Inc.**, Miami, Fla.

[**] Term: **14 Years**

[21] Appl. No.: **29/095,745**

[22] Filed: **Oct. 29, 1998**

[51] **LOC (6) Cl.** **12-06**

[52] **U.S. Cl.** **D12/219**

[58] **Field of Search** D12/219, 220; D9/305, 306, 444; 15/250.01, 250.07, 250.4, 250.32, 250.22, 250.41, 250.46, 250.201, 250.351, 250.361, 250.451, 250.452, 250.453, 250.454; 383/42, 60, 71, 72

[56] **References Cited**

U.S. PATENT DOCUMENTS

D. 296,317	6/1988	Mower et al.	D12/219
D. 331,381	12/1992	Lee	D12/219
D. 339,093	9/1993	Fry	D12/219
D. 347,610	6/1994	Charet et al.	D12/219
D. 354,473	1/1995	Lee	D12/219
D. 378,365	3/1997	Fitzgerald et al.	D12/219
D. 380,435	7/1997	Chen	D12/219

D. 390,823	2/1998	Baranowski et al.	D12/220
D. 398,281	9/1998	Juran et al.	D12/219
5,495,637	3/1996	Egner-Walter	15/250.351
5,497,528	3/1996	Wu	15/250.46
5,819,362	10/1998	Charng	15/250.201

Primary Examiner—Robert M. Spear
Attorney, Agent, or Firm—Longacre & Whit

[57] **CLAIM**

The ornamental design for a windshield wiper, as shown and described.

DESCRIPTION

FIG. 1 is a right side of the windshield wiper according to the present invention.
 FIG. 2 is a left side of the windshield wiper as shown in FIG. 1.
 FIG. 3 is a top view of the windshield wiper shown in FIG. 1.
 FIG. 4 is a bottom view of the windshield wiper as shown in FIG. 1.
 FIG. 5 is a front view of the windshield wiper as shown in FIG. 1.
 FIG. 6 is a rear view of the windshield wiper as shown in FIG. 1; and,
 FIG. 7 is a top front perspective view of the windshield wiper as shown in FIG. 1.

1 Claim, 4 Drawing Sheets



Fig. 1

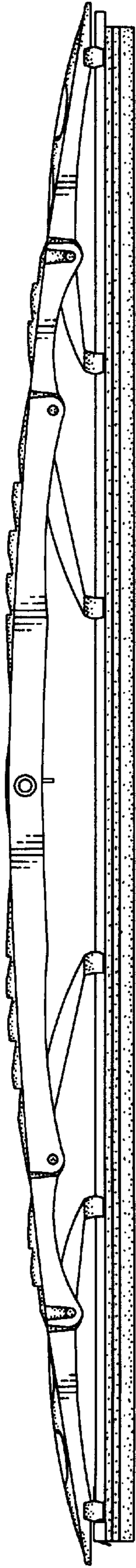


Fig. 2

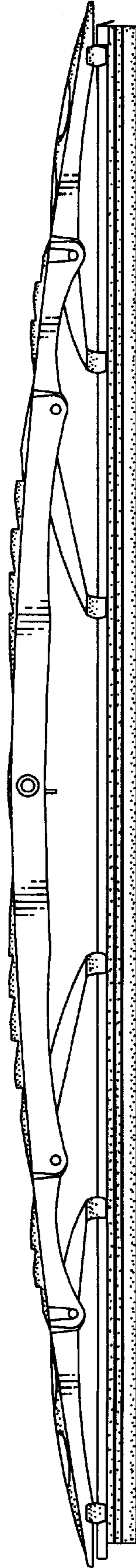


Fig. 5





Fig. 6



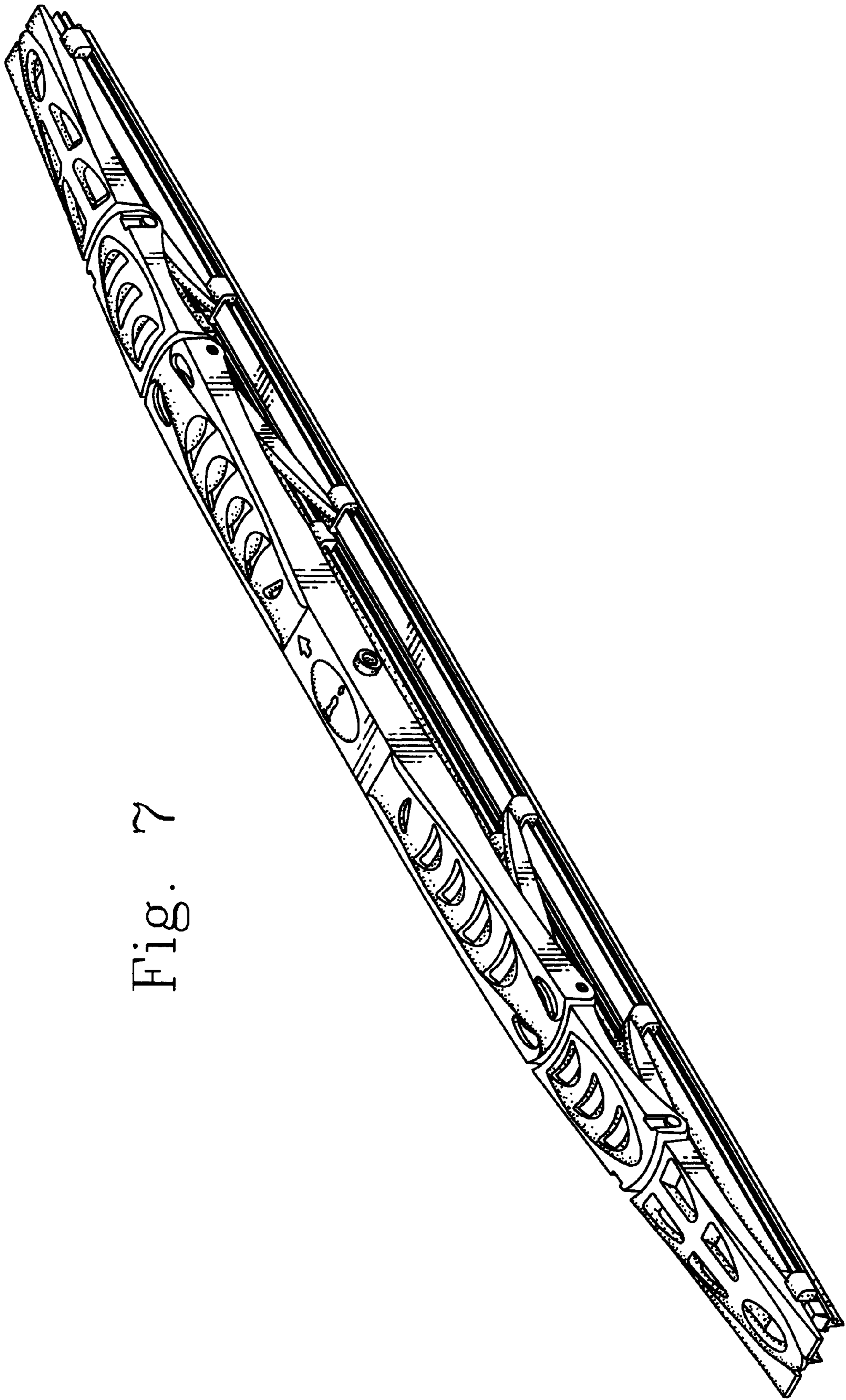


Fig. 7