



US00D414447S

United States Patent [19]

Weber et al.

[11] Patent Number: **Des. 414,447**

[45] Date of Patent: **** Sep. 28, 1999**

[54] **TIRE TREAD**

[75] Inventors: **Michael Joseph Weber**, Mogadore, Ohio; **Kevin Alan Reid**, Asheville, N.C.

[73] Assignee: **The Goodyear Tire & Rubber Company**, Akron, Ohio

[**] Term: **14 Years**

[21] Appl. No.: **29/097,857**

[22] Filed: **Dec. 16, 1998**

[51] **LOC (6) Cl.** **12-15**

[52] **U.S. Cl.** **D12/143**

[58] **Field of Search** D12/136-152;
152/209.1, 209.8, 209.9, 209.11, 209.12,
209.13, 209.16, 209.18, 209.19, 209.21,
209.28, 900, 901, 902, 903

[56] **References Cited**

U.S. PATENT DOCUMENTS

D. 286,393	10/1986	Kuramochi et al.	D12/147
D. 287,579	1/1987	Cain	D12/147
D. 347,607	6/1994	Montag et al.	D12/147
D. 350,507	9/1994	Helluin	D12/141

D. 369,135	4/1996	McKisson	D12/147
D. 384,918	10/1997	Guspodin et al.	D12/146
D. 392,227	3/1998	Lim et al.	D12/147
D. 392,923	3/1998	Cagneaux et al.	D12/147
D. 407,679	4/1999	Weber et al.	D12/147

Primary Examiner—Robert M. Spear
Attorney, Agent, or Firm—T P Lewandowski

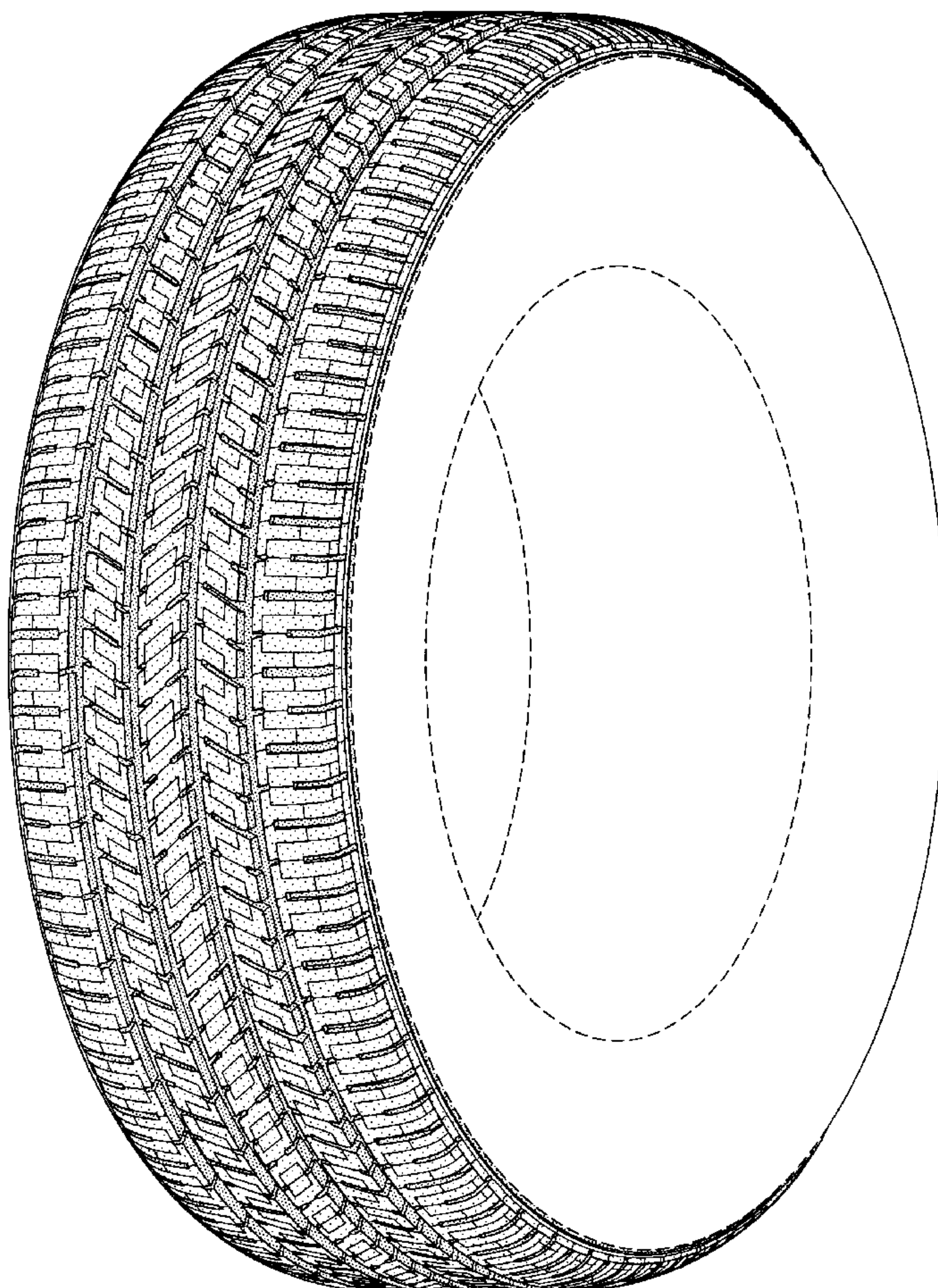
[57] **CLAIM**

The ornamental design for a tire tread, as shown and described.

DESCRIPTION

FIG. 1 is a perspective view of a tire tread showing our new design, it being understood that the pattern repeats uniformly throughout the circumference of the tread;
FIG. 2 is a front elevational view thereof;
FIG. 3 is a side elevational view thereof, the opposite side elevational view being identical thereto; and,
FIG. 4 is an enlarged fragmentary perspective view.
In the drawings, the broken lines defining the inner bead of the sidewall and the peripheral boundary between the tire tread and the sidewall are for illustrative purposes only and form no part of the claimed design.

1 Claim, 4 Drawing Sheets



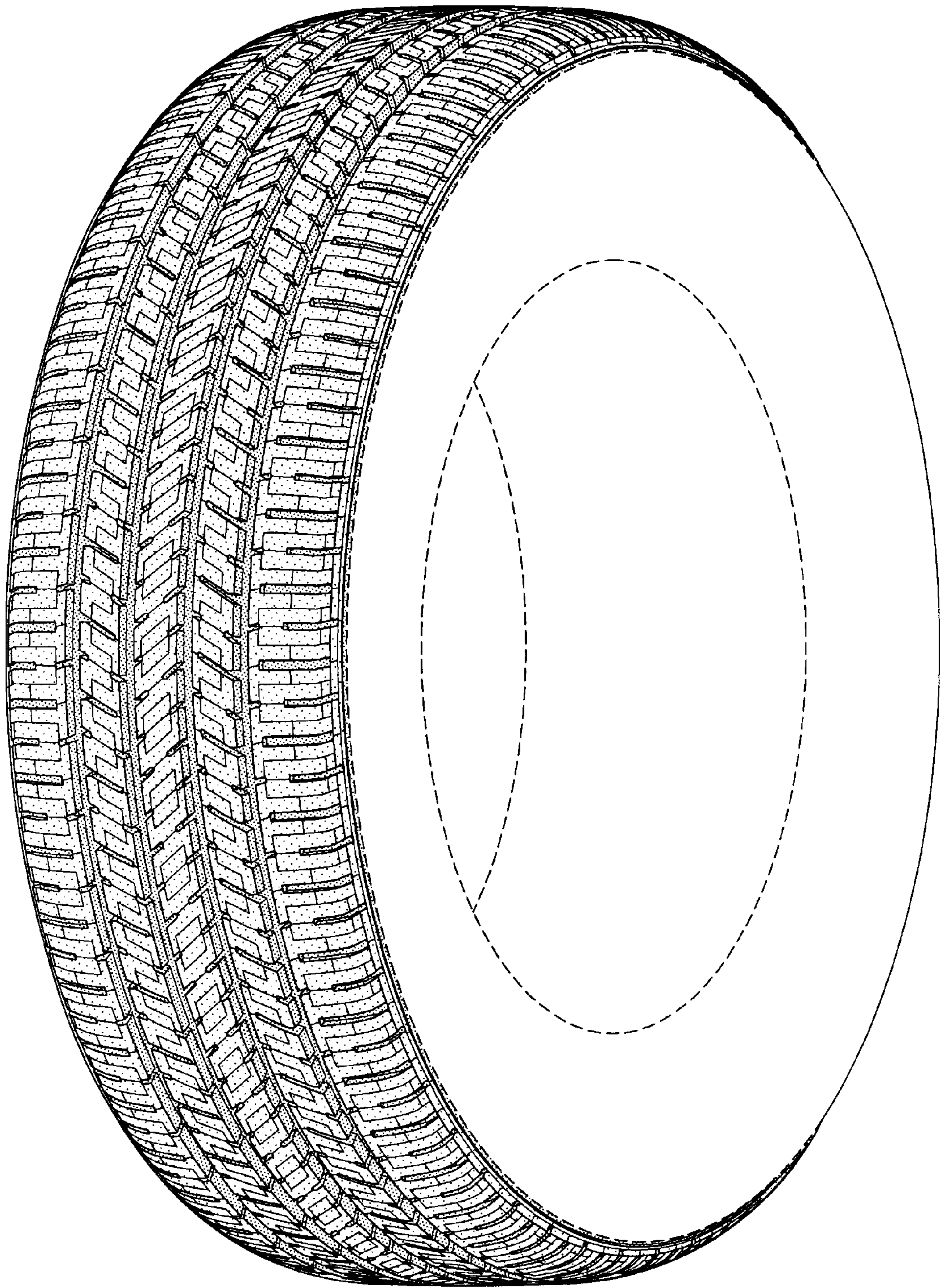


FIG-1

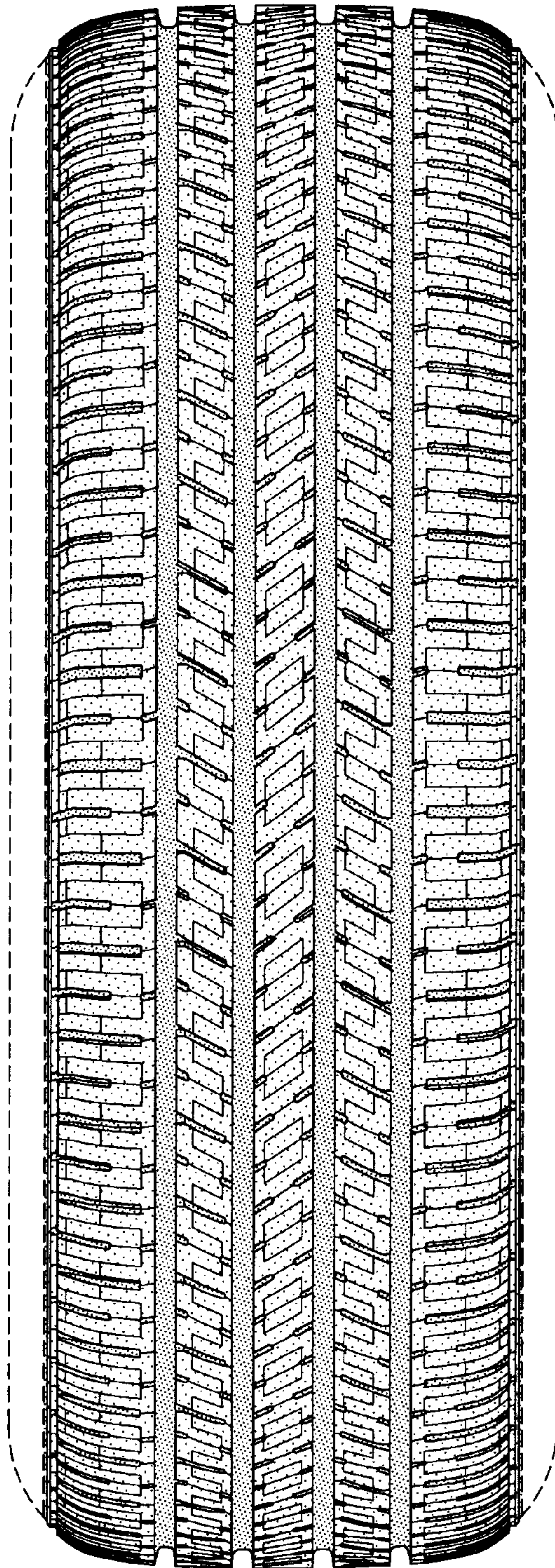


FIG-2

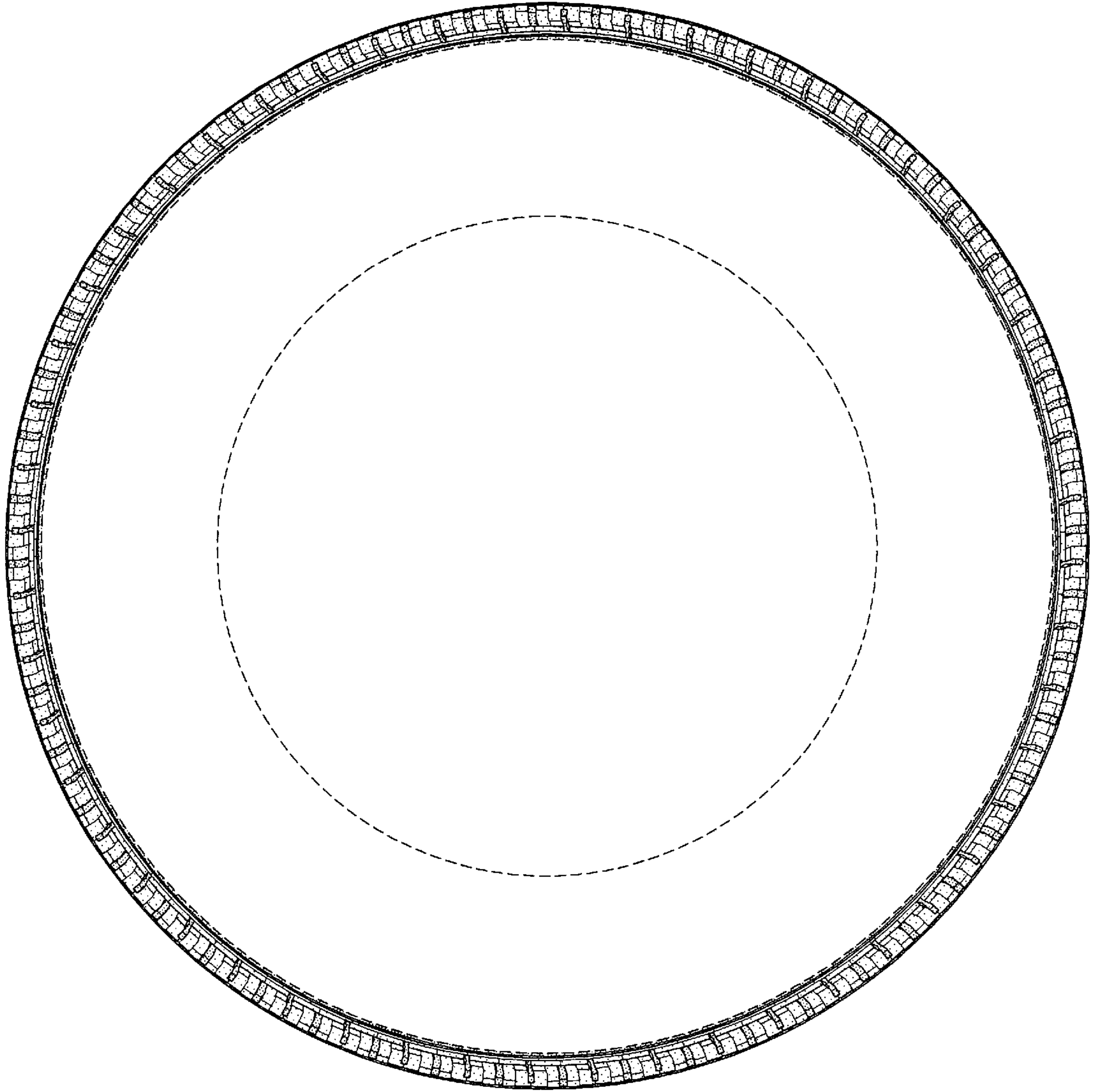


FIG-3

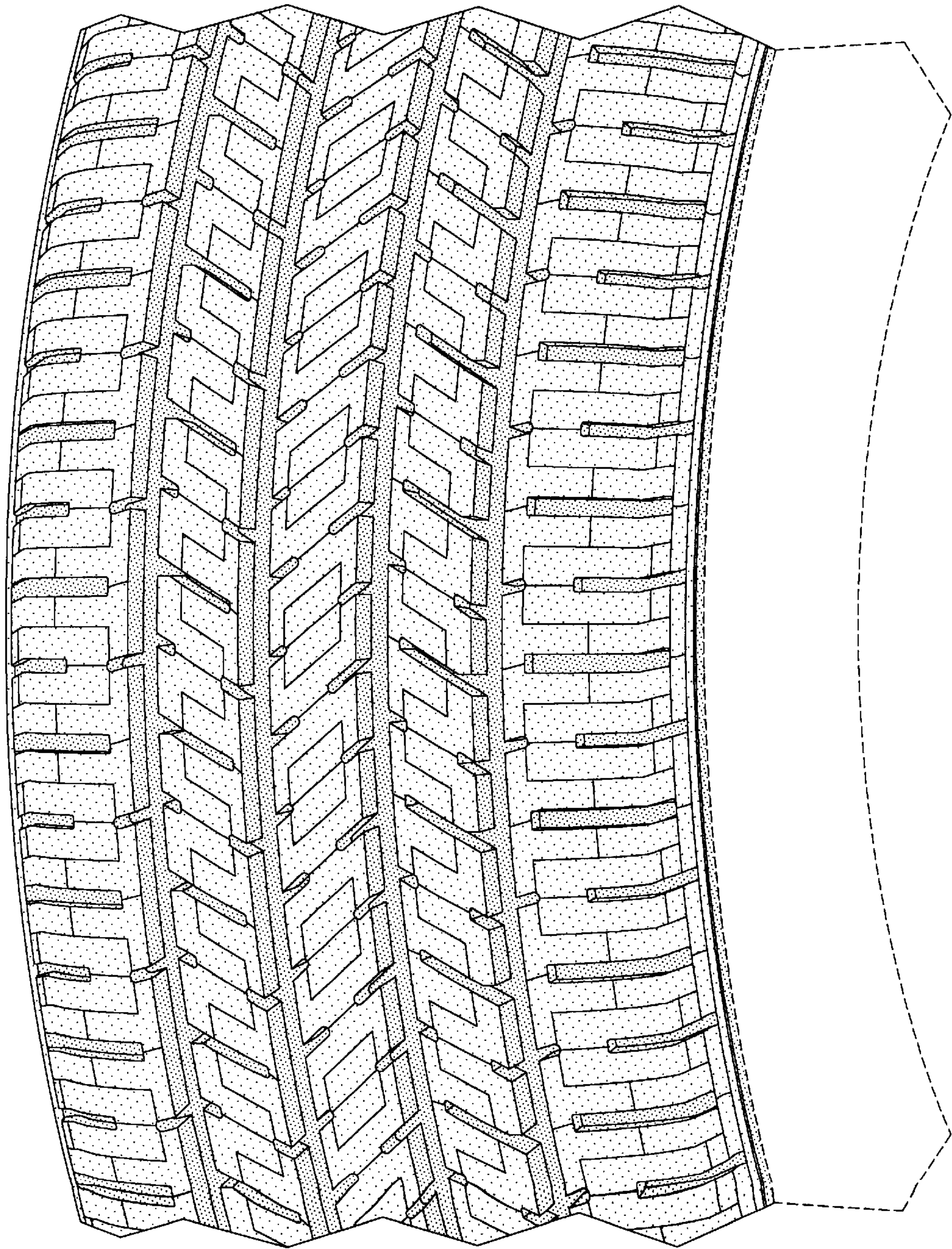


FIG-4