



US00D414445S

United States Patent [19]

Dehner et al.

[11] **Patent Number: Des. 414,445**

[45] **Date of Patent: ** Sep. 28, 1999**

[54] **AUTOMOBILE BODY**

[75] Inventors: **Joseph S. Dehner**, Farmington Hills;
Lance R. Wagner, Lake Orion; **Mark D. Hall**, Rochester Hills; **John E. Crain**, Birmingham, all of Mich.

[73] Assignee: **Chrysler Corporation**, Auburn Hills, Mich.

[**] Term: **14 Years**

[21] Appl. No.: **29/097,919**

[22] Filed: **Dec. 17, 1998**

[51] **LOC (6) Cl. 12-08**

[52] **U.S. Cl. D12/92**

[58] **Field of Search D12/90-92; 296/185**

[56] **References Cited**

U.S. PATENT DOCUMENTS

- D. 354,459 1/1995 Hornarkhah et al. .
- D. 375,469 11/1996 Ferrerio et al. D12/92
- D. 389,436 1/1998 Ranaciott D12/92
- D. 390,813 2/1998 Lawson D12/92
- D. 392,596 3/1998 Jungso D12/92
- D. 406,548 3/1999 Runariotti D12/91

OTHER PUBLICATIONS

Standard Catalog of Chrysler 1924-1990 by Krause Publications, Inc., Copyright 1995, pp. 289, 294, 301, 325, 331 and 335.

Primary Examiner—Melody N. Brown
Attorney, Agent, or Firm—Mark P. Calcaterra

[57] **CLAIM**

The ornamental design for a automobile body, as shown and described.

DESCRIPTION

FIG. 1 is a front perspective view illustrating a first embodiment of an automobile body constructed in accordance with the teachings of the present invention.

FIG. 2 is a rear perspective view thereof.

FIG. 3 is a left view thereof, the opposite side being a substantial mirror image.

FIG. 4 is a front view thereof.

FIG. 5 is a rear view thereof.

FIG. 6 is a front perspective view illustrating a second embodiment of an automobile body constructed in accordance with the teachings of the present invention.

FIG. 7 is a rear perspective view of FIG. 6.

FIG. 8 is a left view of FIG. 6, the opposite side being a substantial mirror image.

FIG. 9 is a front view of FIG. 6; and.

FIG. 10 is a rear view of FIG. 6.

The broken line showing of wheels, tires and tailpipes throughout the drawings is for illustrative purposes only and forms no part of the subject invention.

1 Claim, 6 Drawing Sheets




FIG. 1





FIG. 2



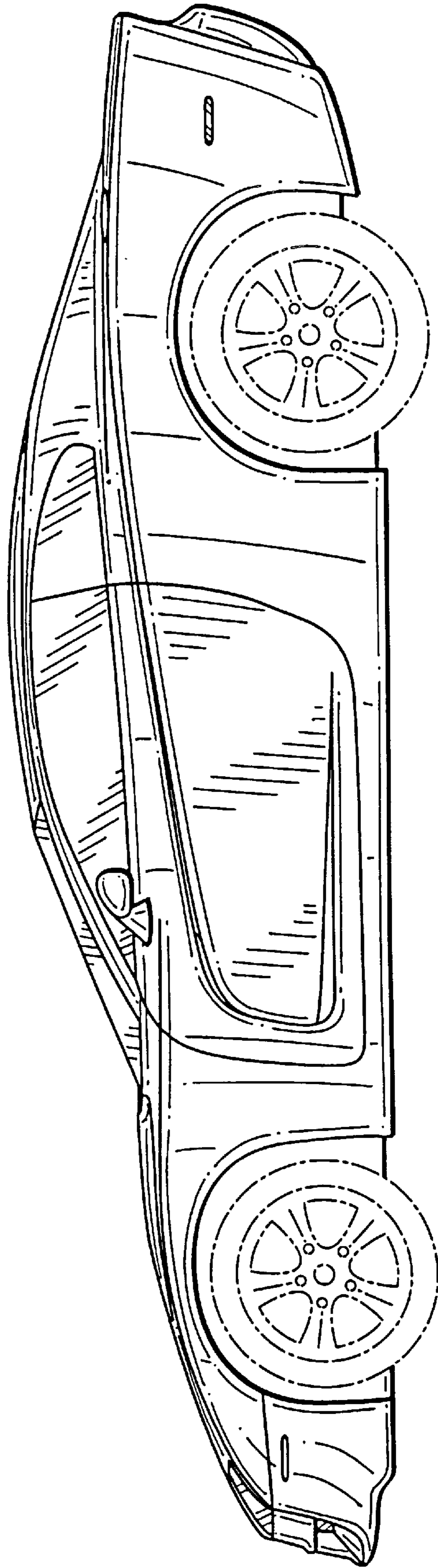


FIG. 3

FIG. 4




FIG. 5

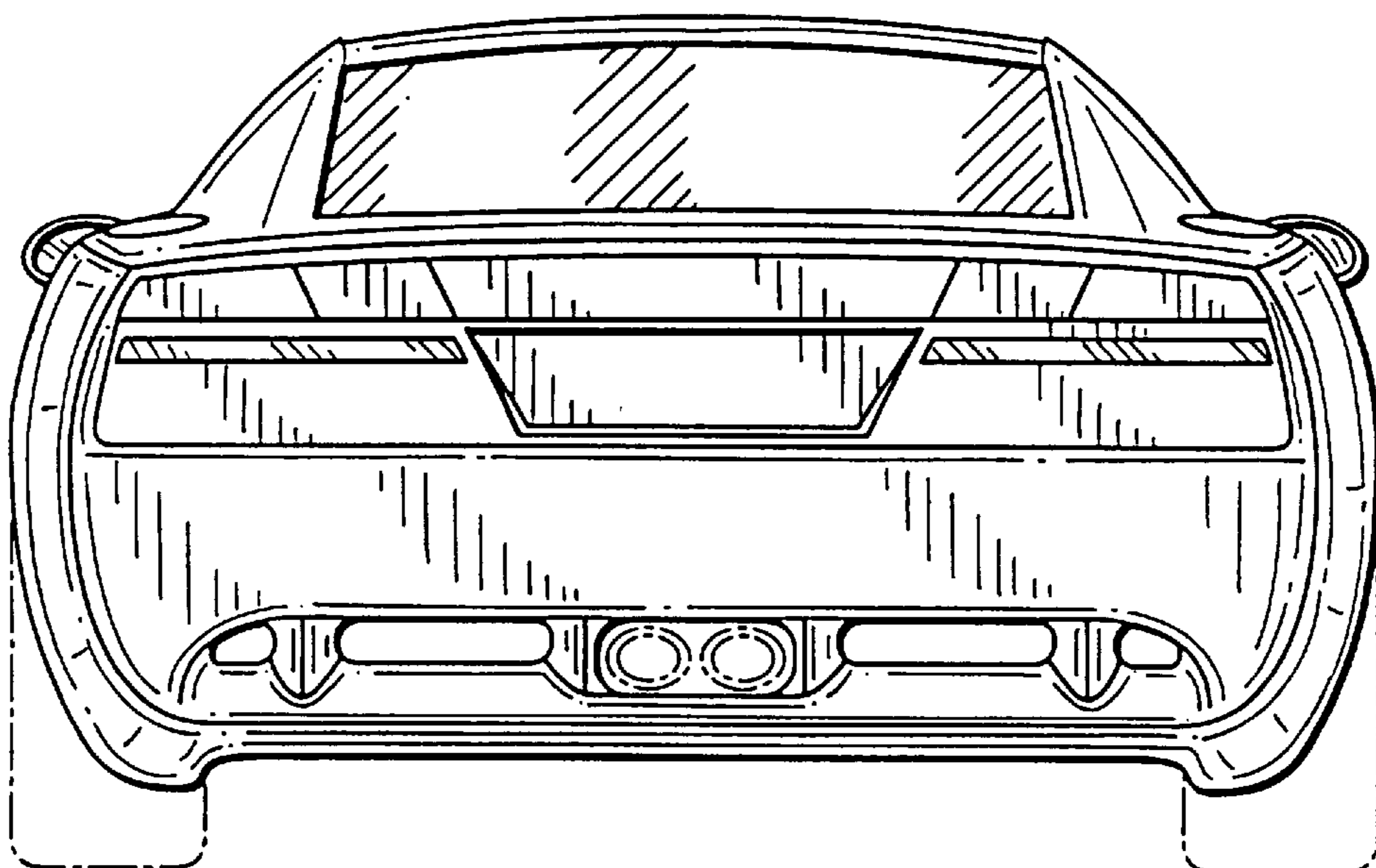


FIG. 6





FIG. 7



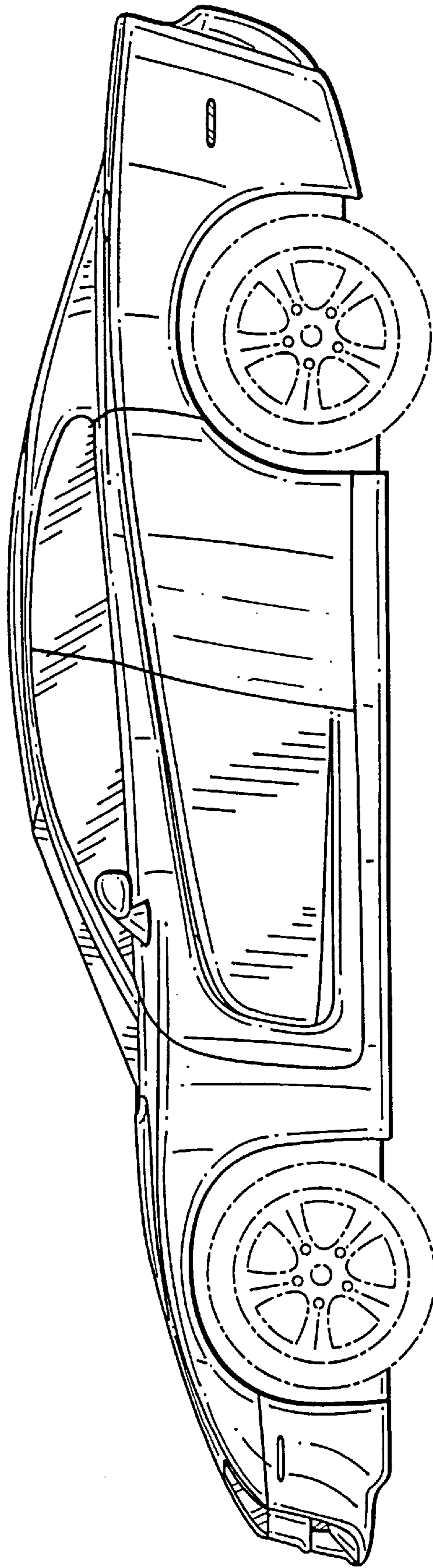


FIG. 8

FIG. 9




FIG. 10

