



US00D414441S

# United States Patent [19]

Joyner, III et al.

[11] Patent Number: **Des. 414,441**

[45] Date of Patent: **\*\* Sep. 28, 1999**

[54] **SCEPTER LINEMARKER**

D. 264,195 5/1982 Jacobs ..... D10/111  
D. 266,553 10/1982 Kelly ..... D10/109

[75] Inventors: **Ernest Joyner, III**, Hampton; **Michael T. Howard**, Ladys Island, both of S.C.

*Primary Examiner*—Marcus A. Jackson  
*Attorney, Agent, or Firm*—Thorpe, North & Western

[73] Assignee: **Carsonite International Corporation**,  
Early Branch, S.C.

[\*\*] Term: **14 Years**

[57] **CLAIM**

The ornamental design for a scepter linemarker, as shown and described.

[21] Appl. No.: **29/093,879**

[22] Filed: **Sep. 21, 1998**

**DESCRIPTION**

[51] **LOC (6) Cl.** ..... **10-05**

FIG. 1 is a perspective elevational view of our invention and design;

[52] **U.S. Cl.** ..... **D10/109**

FIG. 2 is a side view of the design, with the opposite side being a mirror image thereof; and,

[58] **Field of Search** ..... D10/109, 111,  
D10/121; 350/98, 99, 100; 116/63 R, 63 P,  
200, 209, 173, 174; 40/607, 608, 611, 612;  
D20/10, 40, 42, 41

FIG. 3 is a top view.

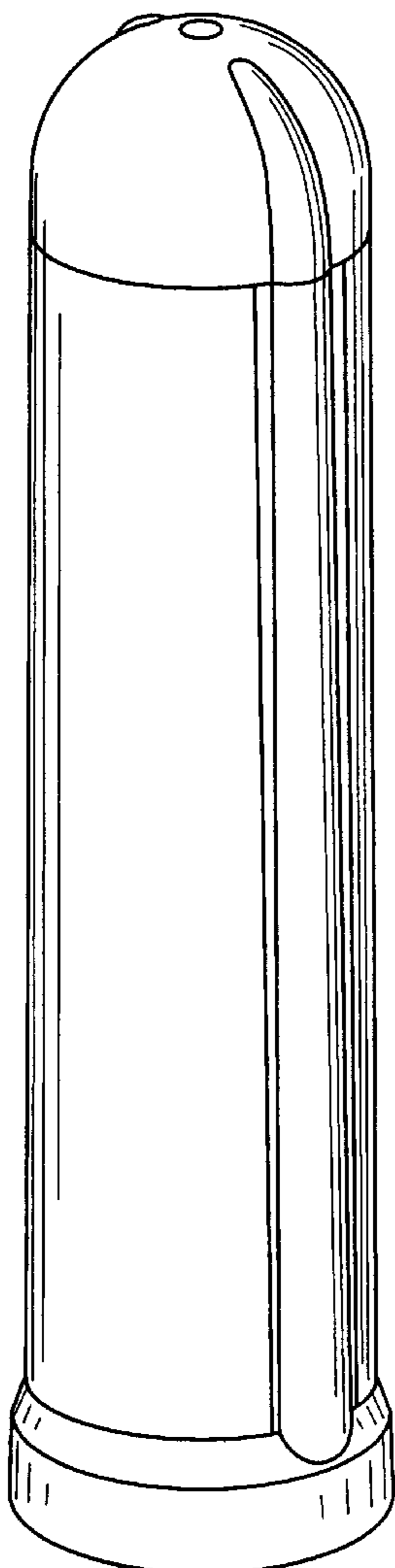
The bottom is an open end and does not constitute part of the invention.

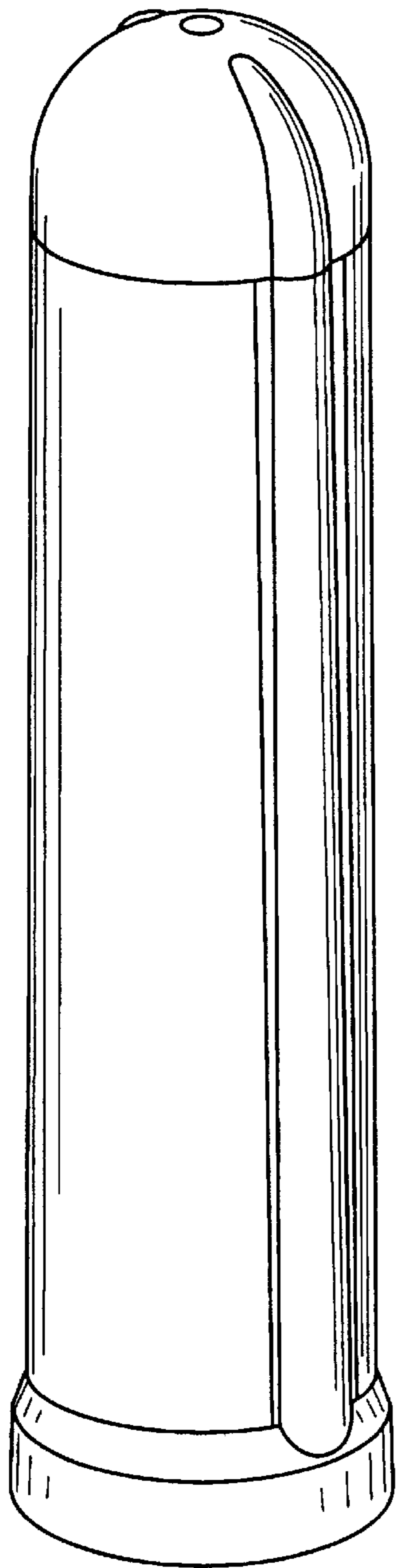
[56] **References Cited**

**U.S. PATENT DOCUMENTS**

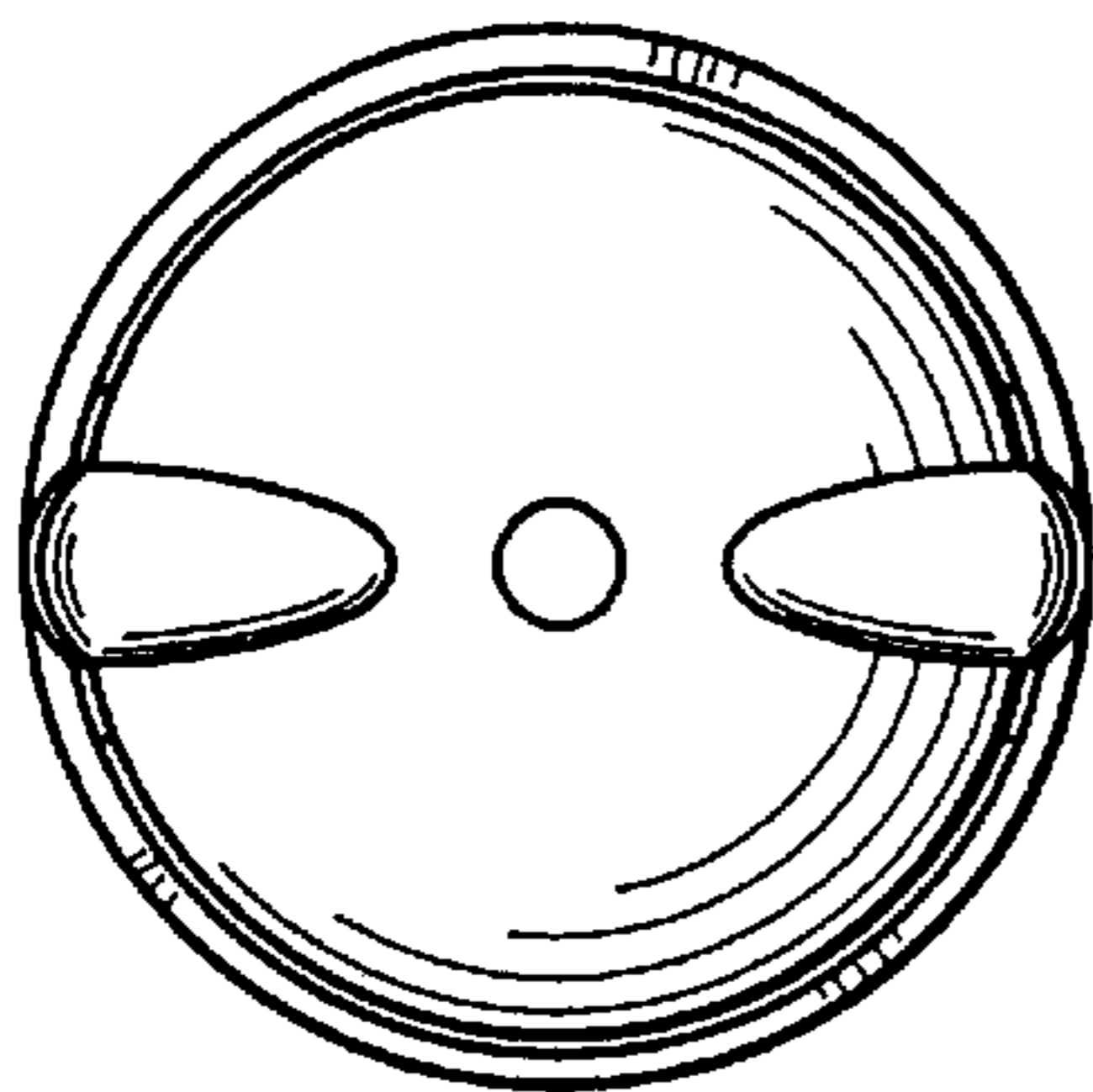
D. 252,075 6/1979 Cory et al. .... D10/109

**1 Claim, 1 Drawing Sheet**






**Fig. 1**



**Fig. 3**



**Fig. 2**