



US00D414430S

**United States Patent** [19]  
**Ortega**

[11] **Patent Number: Des. 414,430**

[45] **Date of Patent: \*\* Sep. 28, 1999**

[54] **WATCH CASE**

[75] **Inventor: Oscar Ortega, Rancho Santa Fe, Calif.**

[73] **Assignee: USA Technologies Inc.**

[\*\*] **Term: 14 Years**

[21] **Appl. No.: 29/095,218**

[22] **Filed: Oct. 19, 1998**

[51] **LOC (6) Cl. .... 10-02**

[52] **U.S. Cl. .... D10/30**

[58] **Field of Search ..... D10/1-40, 122-132;  
368/280-282, 276-277, 285**

D. 394,395	5/1998	Bruce et al. ....	D10/30
D. 397,619	9/1998	Lee .....	D10/30
D. 398,540	9/1998	Lee .....	D10/30
D. 401,511	11/1998	Marquand .....	D10/30
D. 403,970	1/1999	Chen .....	D10/30

*Primary Examiner—Nelson C. Holtje  
Attorney, Agent, or Firm—Page Lohr*

[57] **CLAIM**

The ornamental design for a watch case, as shown and described.

**DESCRIPTION**

FIG. 1 is a front view of a watch case of the invention showing a profile of particular interest.

FIG. 2 is a view showing an object of the invention as it may be worn; and,

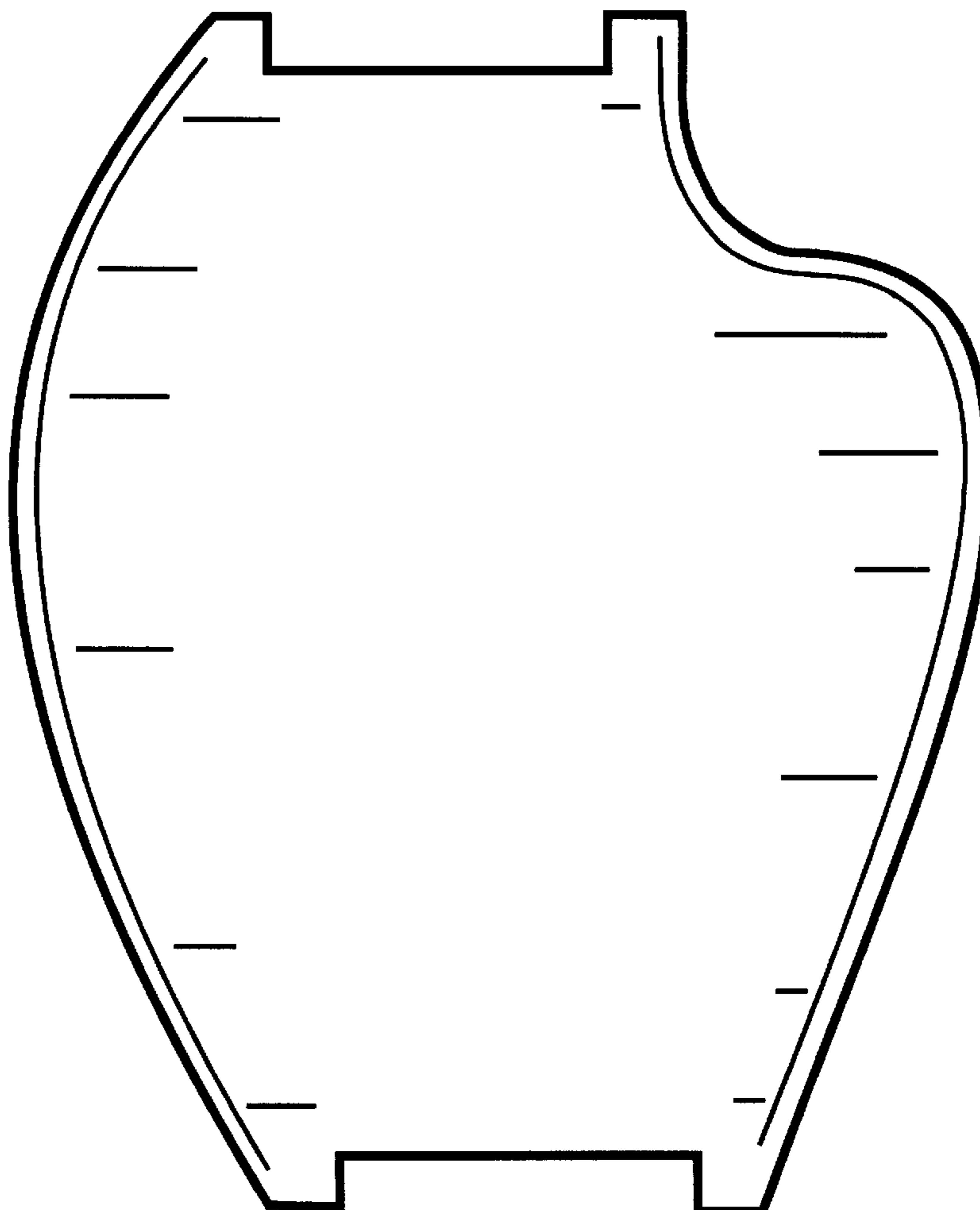
FIG. 3 illustrates the design without environmental features. Broken line showing of watch face features including window and control buttons, as well as broken line drawing of the human hand is for illustrative purposes only and forms no part of the claimed design.

[56] **References Cited**

**U.S. PATENT DOCUMENTS**

D. 245,230	8/1977	Kleiner .....	D10/32
D. 336,859	6/1993	Muller .....	D10/30
D. 362,629	9/1995	Muller .....	D10/30
D. 376,986	12/1996	Uzawa et al. ....	D10/38
D. 394,391	5/1998	Bruce et al. ....	D10/30
D. 394,394	5/1998	Bruce et al. ....	D10/30

**1 Claim, 3 Drawing Sheets**



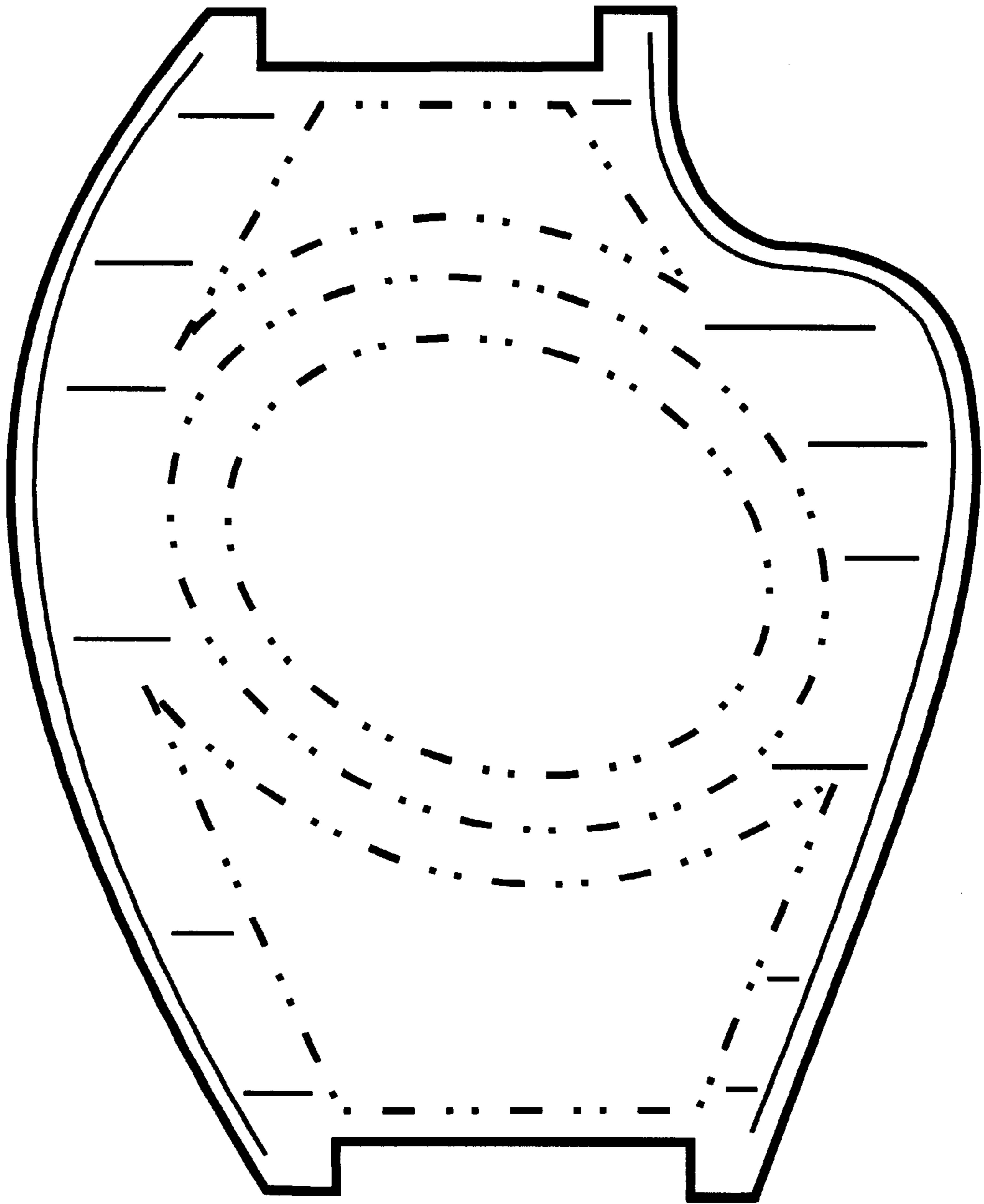
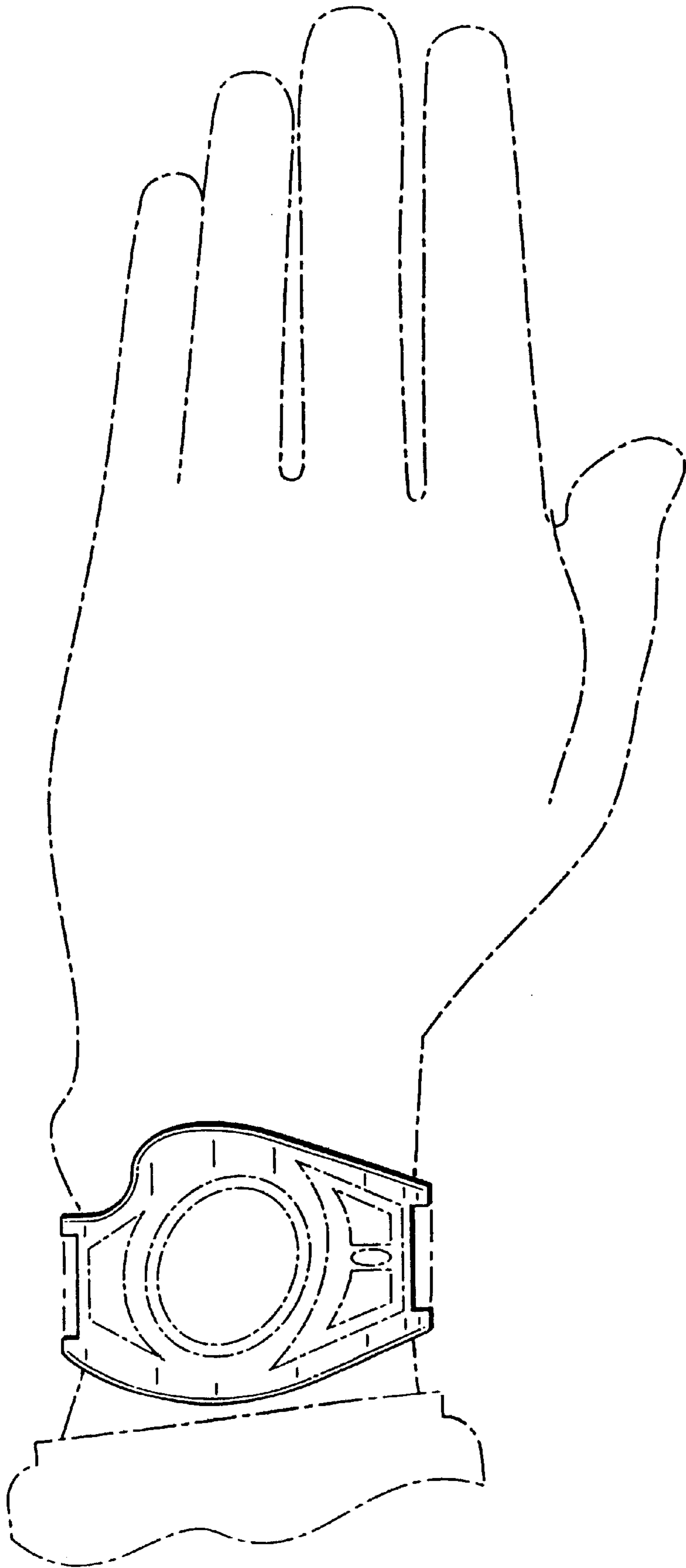


Fig. 1

FIG. 2



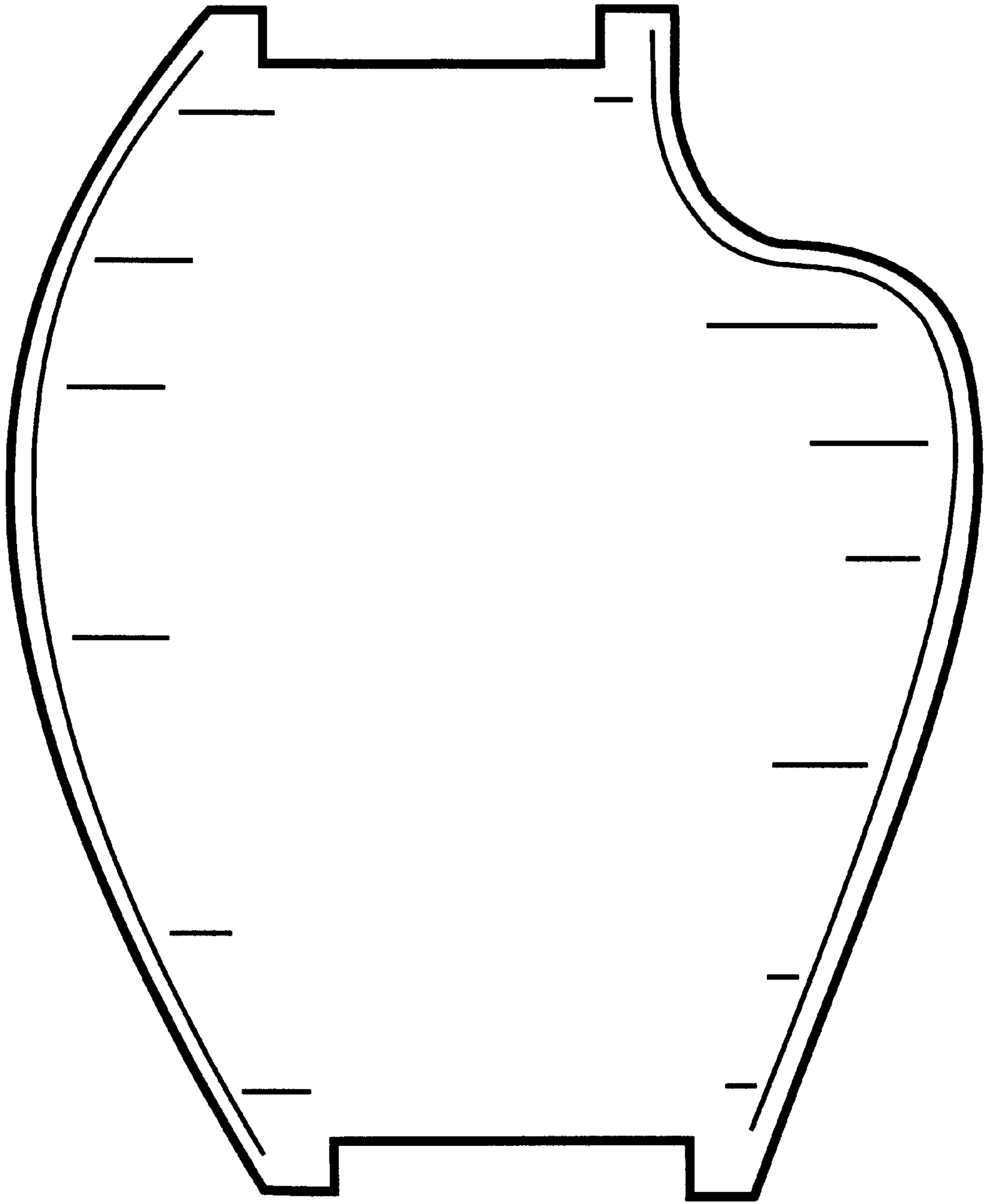


Fig. 3