



US00D414412S

United States Patent [19]
Brunianyn

[11] **Patent Number: Des. 414,412**

[45] **Date of Patent: ** Sep. 28, 1999**

[54] **PACKAGING FOR KITCHEN UTENSIL**

[75] Inventor: **Harry Brunianyn**, Anncey, France

[73] Assignee: **Tefal S.A.**, Rumilly, France

[**] Term: **14 Years**

[21] Appl. No.: **29/090,753**

[22] Filed: **Jul. 15, 1998**

[30] **Foreign Application Priority Data**

Jan. 15, 1998 [FR] France 98 0213

[51] **LOC (6) Cl.** **09-07**

[52] **U.S. Cl.** **D9/415**

[58] **Field of Search** D9/415, 418, 414,
D9/422, 433, 345, 337; 206/733, 734, 770,
320, 442, 83.5, 150, 156, 390, 414, 303

[56] **References Cited**

U.S. PATENT DOCUMENTS

- D. 351,554 10/1994 Kim D9/415 X
- D. 358,987 6/1995 Clutter et al. D9/415
- D. 360,130 7/1995 Lackman et al. D9/415

- 2,829,778 4/1958 Carabet 206/320 X
- 2,913,105 11/1959 Brunsing 206/156 X
- 5,086,919 2/1992 Toral et al. 206/303
- 5,226,543 7/1993 Foos et al. 256/320 X
- 5,533,797 7/1996 Gelber 206/320 X
- 5,708,924 1/1998 Shogren et al. 256/303 X

Primary Examiner—Prabhakar Deshmukh
Attorney, Agent, or Firm—Young & Thompson

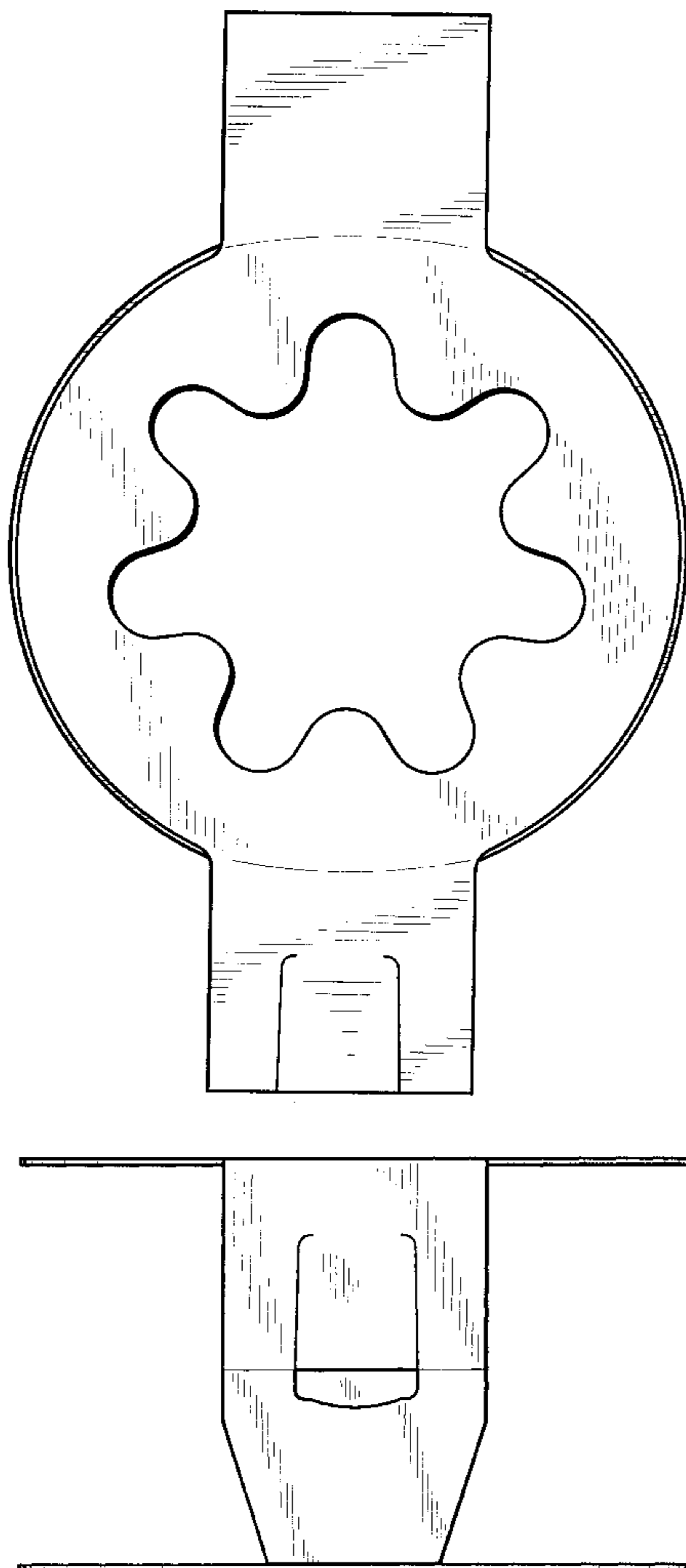
[57] **CLAIM**

The new and ornamental design for a packaging for a kitchen utensil, as shown and described.

DESCRIPTION

FIG. 1 is a top plan view of a packaging for a kitchen utensil, in flattened position;
FIG. 2 is a bottom plan view thereof in flattened position;
FIG. 3 is a top plan view thereof in erected position;
FIG. 4 is a bottom plan view thereof in erected position;
FIG. 5 is a side elevational view thereof in erected position; and,
FIG. 6 is a view similar to FIG. 5 but showing the side opposite thereto.

1 Claim, 6 Drawing Sheets






FIG. 1

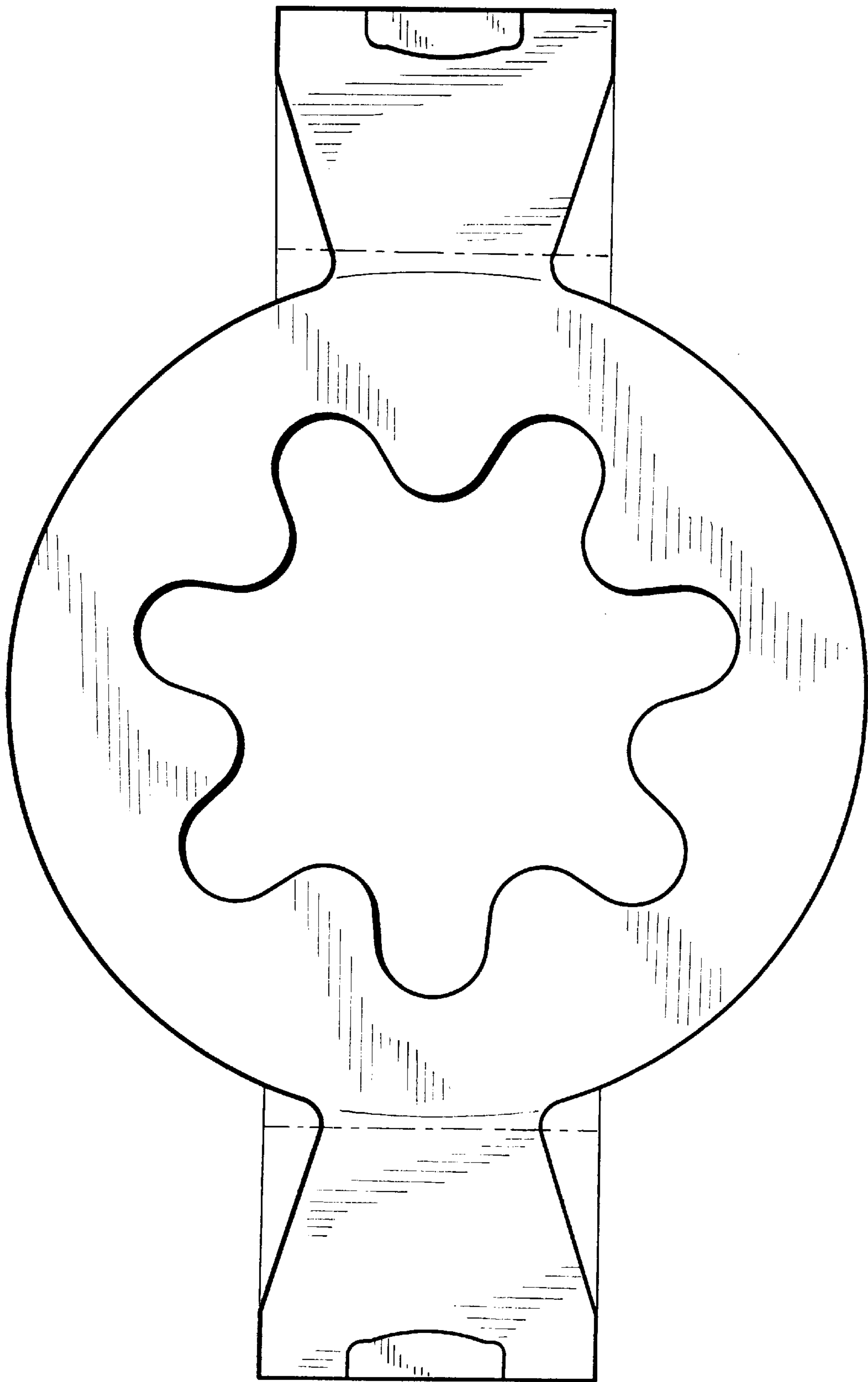


FIG. 2




FIG. 3

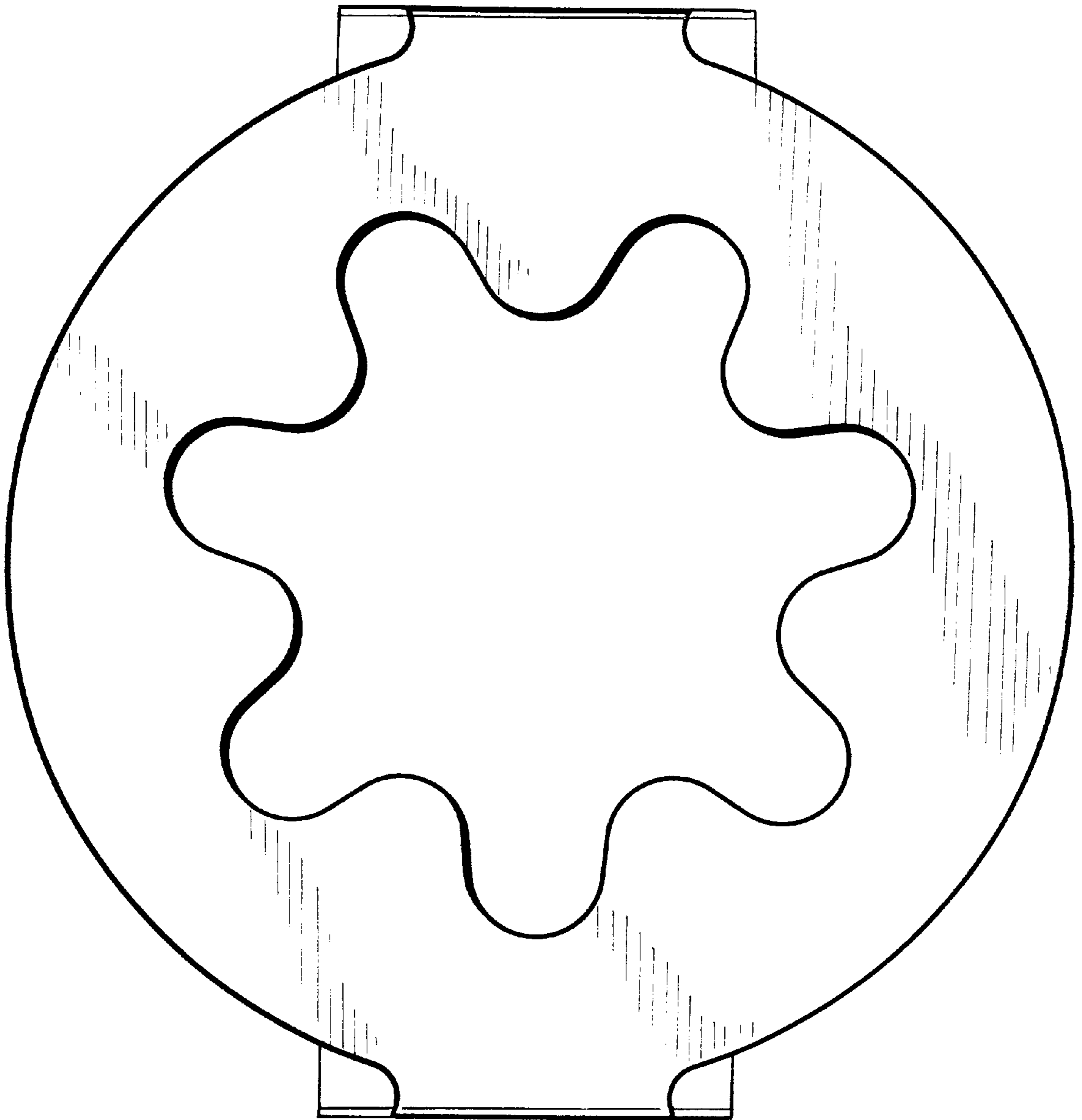


FIG. 4

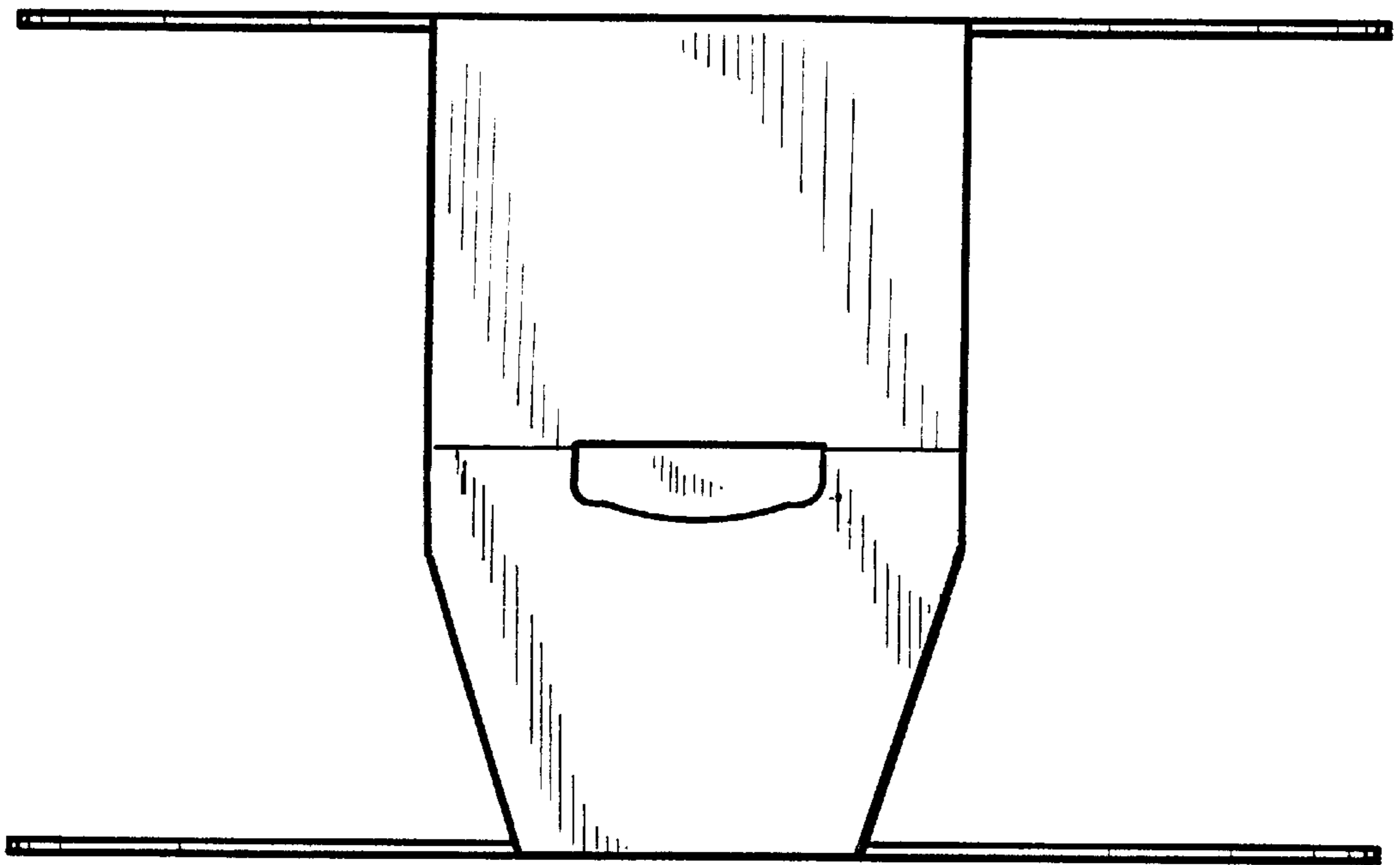


FIG. 5

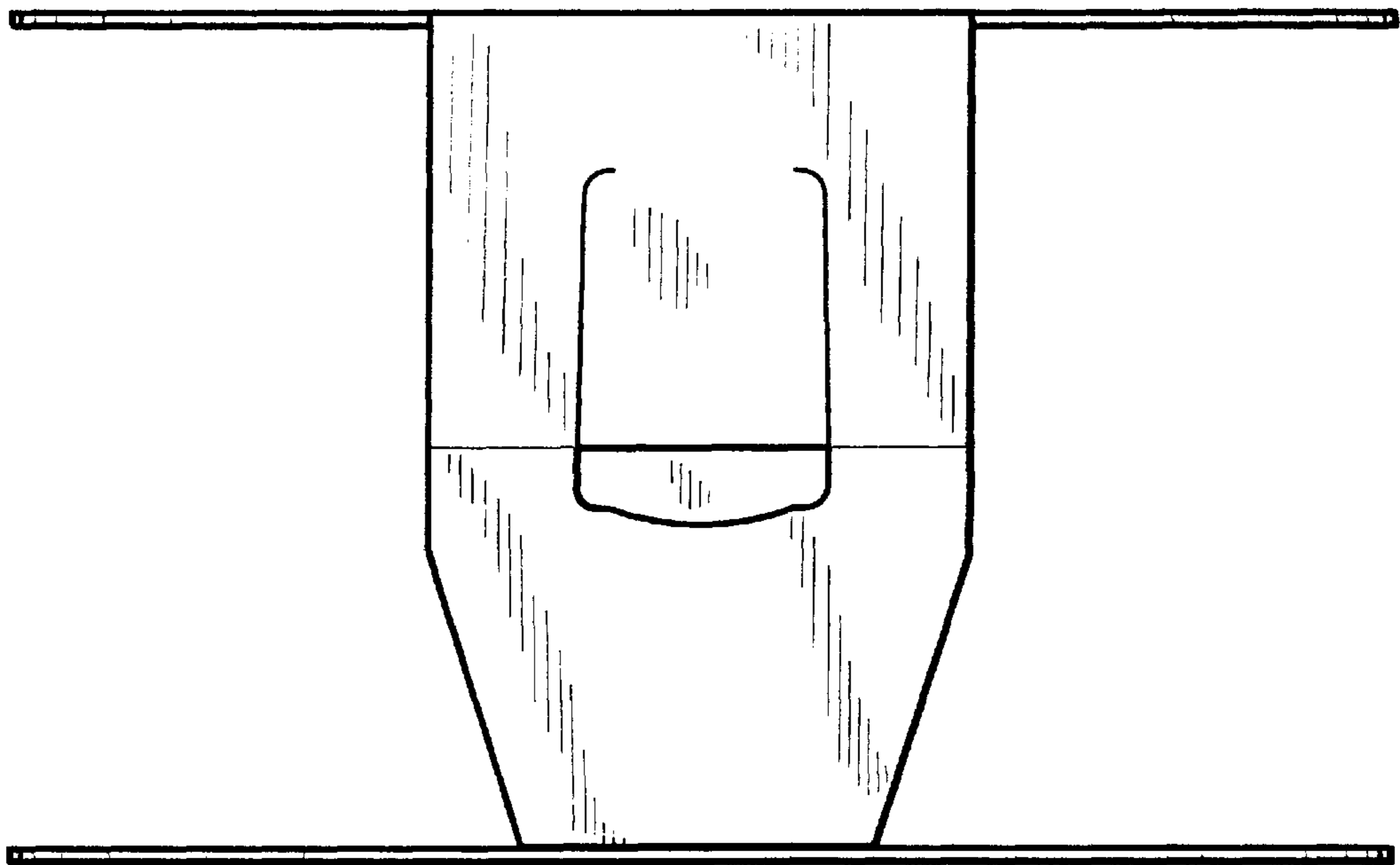


FIG. 6