



US00D414385S

United States Patent [19]
Adkins

[11] **Patent Number: Des. 414,385**

[45] **Date of Patent: ** Sep. 28, 1999**

[54] **CHEESE PLANE BLADE**

[75] Inventor: **George Ralph Adkins**, Rotherham,
United Kingdom

[73] Assignee: **McPherson's Limited**, Victoria,
Australia

[**] Term: **14 Years**

[21] Appl. No.: **29/091,615**

[22] Filed: **Aug. 3, 1998**

[30] **Foreign Application Priority Data**

Apr. 28, 1998 [GB] United Kingdom 2074272

[51] **LOC (6) Cl.** **07-06**

[52] **U.S. Cl.** **D7/695**

[58] **Field of Search** D7/692-695; 30/115,
30/278, 280, 282, 279.6

[56] **References Cited**

U.S. PATENT DOCUMENTS

D. 54,277 12/1919 Michaelis D7/695
D. 262,431 12/1981 Haller D7/692 X
2,858,610 11/1958 Glutting 30/279.6

Primary Examiner—Terry A. Wallace
Attorney, Agent, or Firm—Trexler, Bushnell, Giangiorgi &
Blackstone, Ltd.

[57] **CLAIM**

The ornamental design for a cheese plane blade, as shown and described.

DESCRIPTION

FIG. 1 is a perspective view of the cheese plane blade, showing my new design and showing a handle in broken line, this broken line element is for illustrative purposes only and forms no part of the claimed design.

FIG. 2 is a front side elevational view of a cheese plane blade, showing a handle in broken line, this broken line element is for illustrative purposes only and forms no part of the claimed design;

FIG. 3 is a right side elevational view of the cheese plane blade, showing a handle in broken line, this broken line element is for illustrative purposes only and forms no part of the claimed design;

FIG. 4 is a rear side elevational view of a cheese plane blade, showing a handle in broken line, this broken line element is for illustrative purposes only and forms no part of the claimed design;

FIG. 5 is a left side elevational view of the cheese plane blade, showing a handle in broken line, this broken line element is for illustrative purposes only and forms no part of the claimed design;

FIG. 6 is a top plan view of the cheese plane blade, showing a handle in broken line, this broken line element is for illustrative purposes only and forms no part of the claimed design; and,

FIG. 7 is a bottom plan view of the cheese plane blade, showing a handle in broken line, this broken line element is for illustrative purposes only and forms no part of the claimed design.

1 Claim, 2 Drawing Sheets

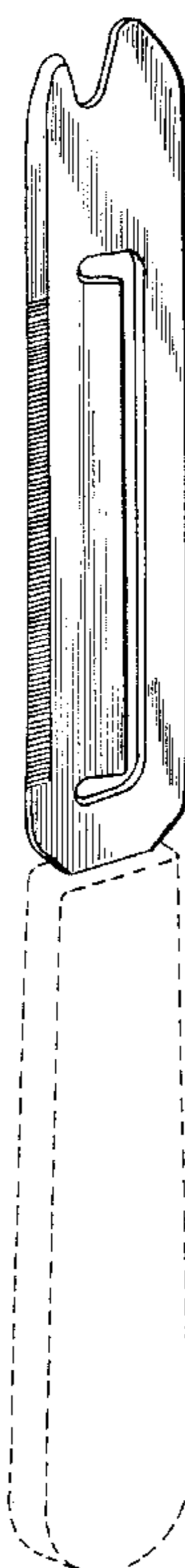


FIG. 1

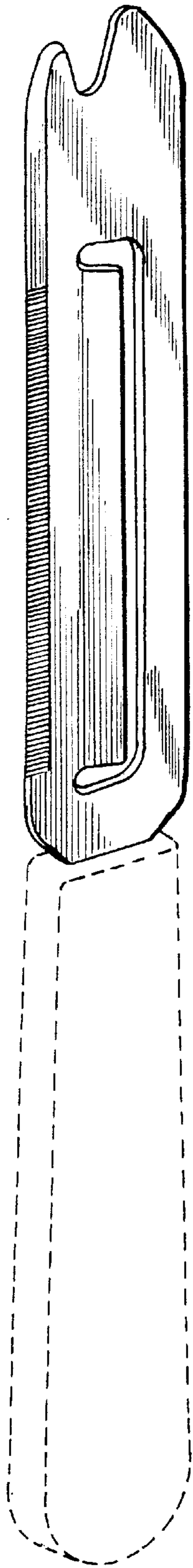


FIG. 2

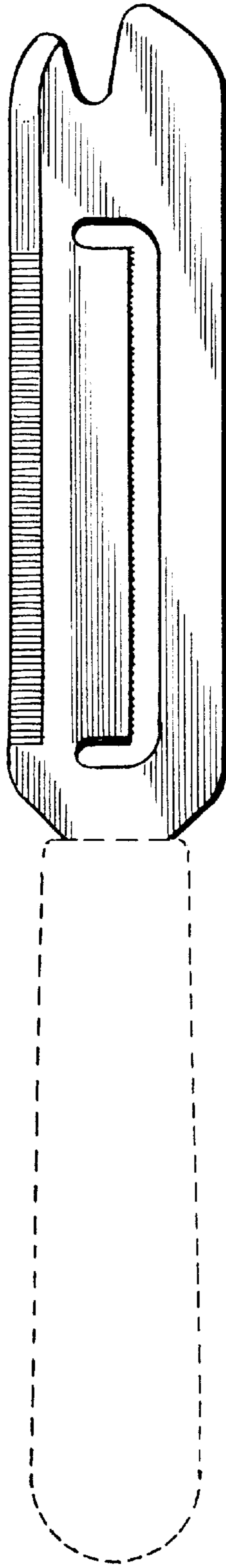


FIG. 3



FIG. 4

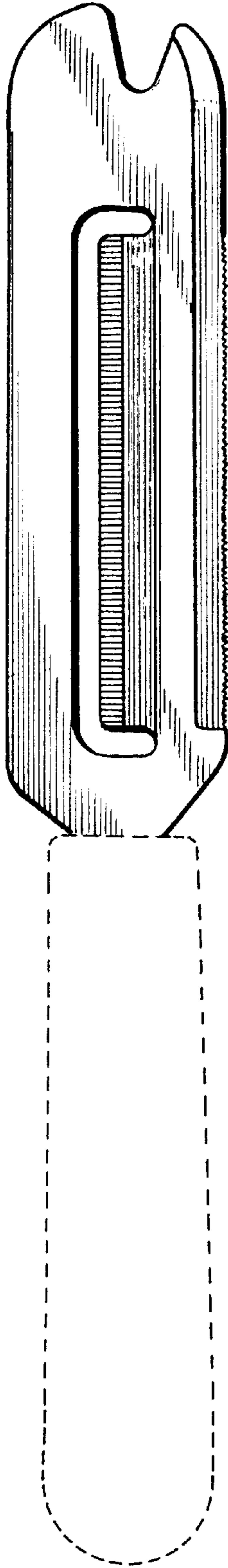


FIG. 5



FIG. 6



FIG. 7

