



US00D414365S

United States Patent [19]

Hsu et al.

[11] Patent Number: Des. 414,365

[45] Date of Patent: ** Sep. 28, 1999

[54] **QUILT BEAM MATTRESS**

[75] Inventors: **Yaw-Yuan Hsu**, Taipei; **Chin-Hsiang Pan**, Taipei Hsien, both of Taiwan; **David R. Fisher**, Rancho Palos Verdes, Calif.

[73] Assignee: **Intex Recreation Corp.**, Long Beach, Calif.

[**] Term: **14 Years**

[21] Appl. No.: **29/084,358**

[22] Filed: **Feb. 27, 1998**

[51] **LOC (6) Cl.** **06-09**

[52] **U.S. Cl.** **D6/596; D6/601; D6/605; D21/803**

[58] **Field of Search** D6/595, 596, 601, D6/604, 605, 382; 5/630, 634, 636, 417, 420, 706, 710, 652, 654, 655.3, 655.5

[56] **References Cited**

U.S. PATENT DOCUMENTS

- D. 266,470 10/1982 Gammons et al. .
- D. 304,652 11/1989 Viesturs D6/604
- D. 314,804 2/1991 Thomas .
- D. 314,805 2/1991 Thomas .
- D. 315,187 3/1991 Thomas .
- D. 315,188 3/1991 Thomas .
- D. 315,189 3/1991 Thomas D6/604
- D. 315,388 3/1991 Thomas .
- D. 315,774 3/1991 Thomas D6/604
- D. 341,983 12/1993 Wang D6/604
- D. 357,156 4/1995 Wolfe .
- D. 365,378 12/1995 Wolfe .
- D. 366,084 1/1996 Wolfe .
- D. 378,719 4/1997 Fireman .

- D. 391,435 3/1998 Song et al. D6/604
- 585,834 7/1897 Ruth .
- 3,705,429 12/1972 Nail .
- 3,790,975 2/1974 Philipp et al. .
- 4,371,999 2/1983 Reid .
- 4,547,919 10/1985 Wang .
- 4,644,597 2/1987 Walker .
- 4,823,417 4/1989 Fukuichi .
- 5,031,260 7/1991 La Bianco .
- 5,137,592 8/1992 La Bianco .
- 5,437,068 8/1995 Fisher 5/712
- 5,490,295 2/1996 Boyd .
- 5,604,945 2/1997 Fisher et al. .

FOREIGN PATENT DOCUMENTS

- 1274076 11/1960 France .
- 2482321 6/1980 France .

OTHER PUBLICATIONS

Technical Points for Intex Products, Version of Jun. 24, 1996.

Primary Examiner—Janice E. Seeger
Attorney, Agent, or Firm—Malcolm B. Wittenberg

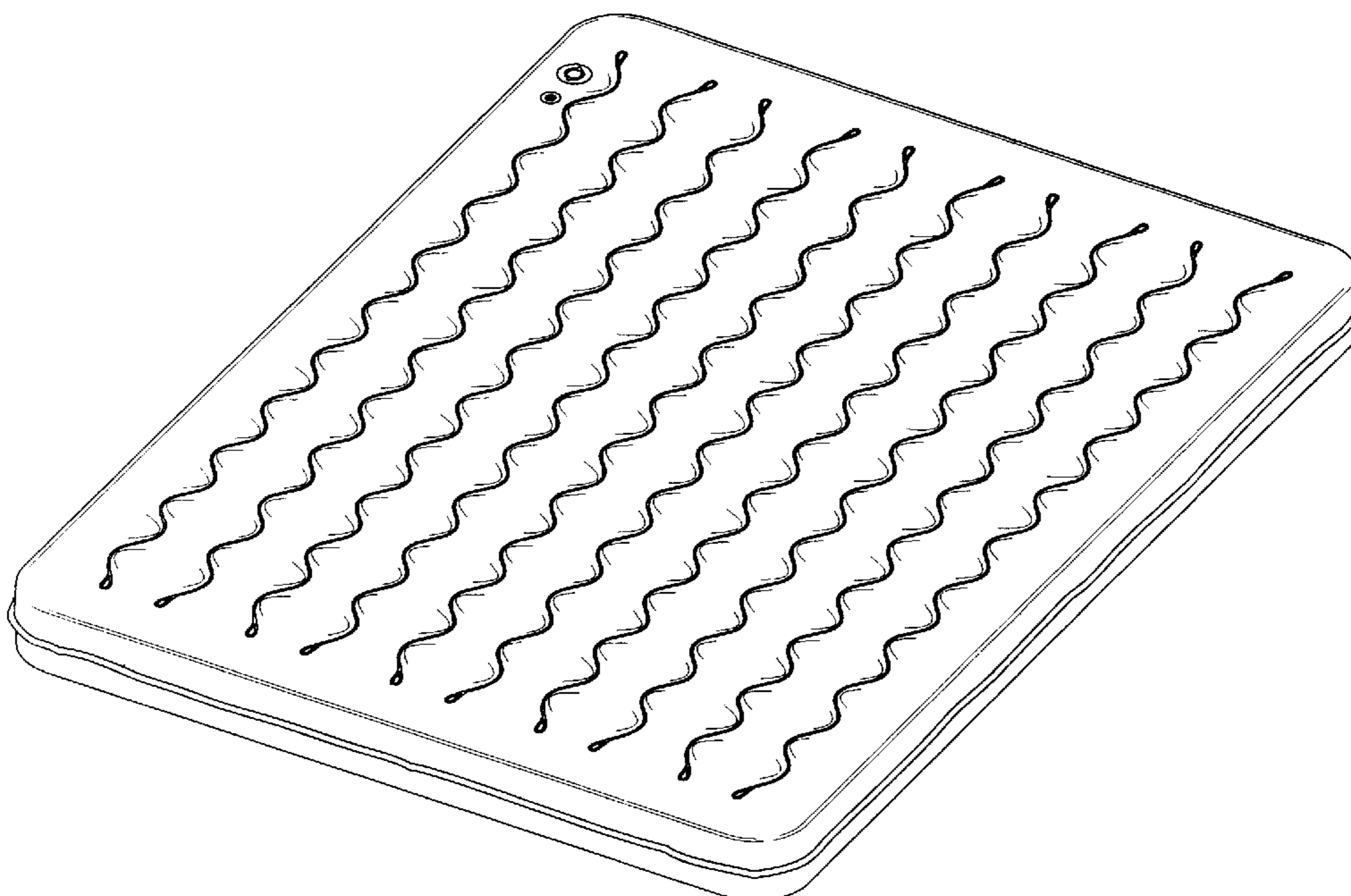
[57] **CLAIM**

The ornamental design for a quilt beam mattress, as shown and described.

DESCRIPTION

FIG. 1 shows a perspective view;
FIG. 2 shows a top view;
FIG. 3 shows a front view;
FIG. 4 shows a bottom view;
FIG. 5 shows a back view;
FIG. 6 shows a right view; and,
FIG. 7 shows a left view.

1 Claim, 5 Drawing Sheets






FIG. 1




FIG. 2

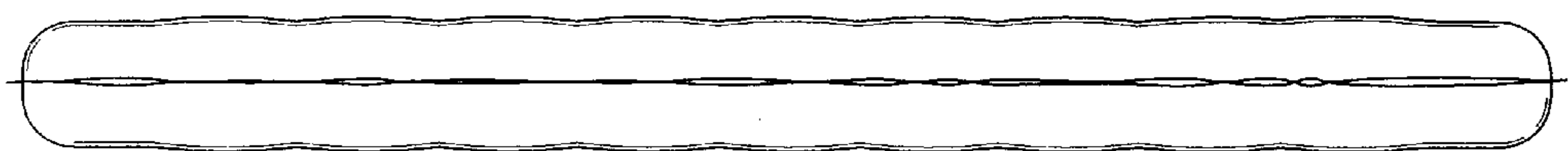


FIG. 3




FIG. 4




FIG. 5

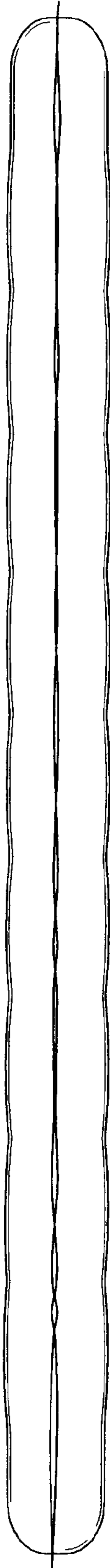


FIG. 6




FIG. 7