



US00D414298S

United States Patent [19]

Pennella et al.

[11] Patent Number: **Des. 414,298**

[45] Date of Patent: **** Sep. 21, 1999**

[54] **RAZOR**

[75] Inventors: **Andrew Pennella**, Stamford; **James McCay**, Fairfield, both of Conn.; **Klaus Rosburg**, Brooklyn, N.Y.

[73] Assignee: **Warner-Lambert Company**, Morris Plains, N.J.

[**] Term: **14 Years**

[21] Appl. No.: **29/086,889**

[22] Filed: **Apr. 22, 1998**

[51] **LOC (6) Cl.** **28-03**

[52] **U.S. Cl.** **D28/48**

[58] **Field of Search** D28/44-48; D4/104; D8/303, 107, DIG. 4-DIG. 10; 30/32, 34.05, 47-51, 526-541

[56] **References Cited**

U.S. PATENT DOCUMENTS

| | | | | |
|------------|---------|-----------|-------|--------|
| D. 260,944 | 9/1981 | Gray | | D28/46 |
| D. 279,613 | 7/1985 | Hannemann | | D28/48 |
| D. 309,355 | 7/1990 | Shurtleff | | D28/48 |
| D. 319,893 | 9/1991 | Pittaway | | D28/48 |
| D. 322,144 | 12/1991 | Schneider | | D28/46 |
| D. 325,689 | 4/1992 | Gray | | D28/48 |

| | | | | |
|------------|---------|-------------------|-------|--------|
| D. 327,550 | 6/1992 | Chen et al. | | D28/48 |
| D. 354,586 | 1/1995 | Grange | | D28/46 |
| D. 355,949 | 2/1995 | Yasui | | D28/48 |
| D. 363,373 | 10/1995 | Heinzelman et al. | | D4/104 |
| D. 386,821 | 11/1997 | Shurtleff et al. | | D28/48 |
| D. 396,754 | 8/1998 | Chang | | D4/138 |
| 3,111,756 | 11/1963 | Kruger et al. | | 30/63 |
| 5,031,319 | 7/1991 | Althaus et al. | | 30/526 |

FOREIGN PATENT DOCUMENTS

| | | | | |
|-----------|--------|------|-------|------|
| DM/027322 | 9/1993 | WIPO | | 28/3 |
|-----------|--------|------|-------|------|

Primary Examiner—Ted Shooman
Assistant Examiner—C. Tuttle
Attorney, Agent, or Firm—Charles W. Almer

[57] **CLAIM**

The ornamental design for a razor, as shown and described.

DESCRIPTION

FIG. 1 is a front perspective view of the razor; FIG. 2 is a back perspective view of the razor; FIG. 3 is a top end view of the razor; FIG. 4 is a bottom end view of the razor; FIG. 5 is a front view of the razor; FIG. 6 is a back view of the razor; and, FIG. 7 is a side view of the razor.

1 Claim, 6 Drawing Sheets




FIG-1




FIG-2



FIG-3

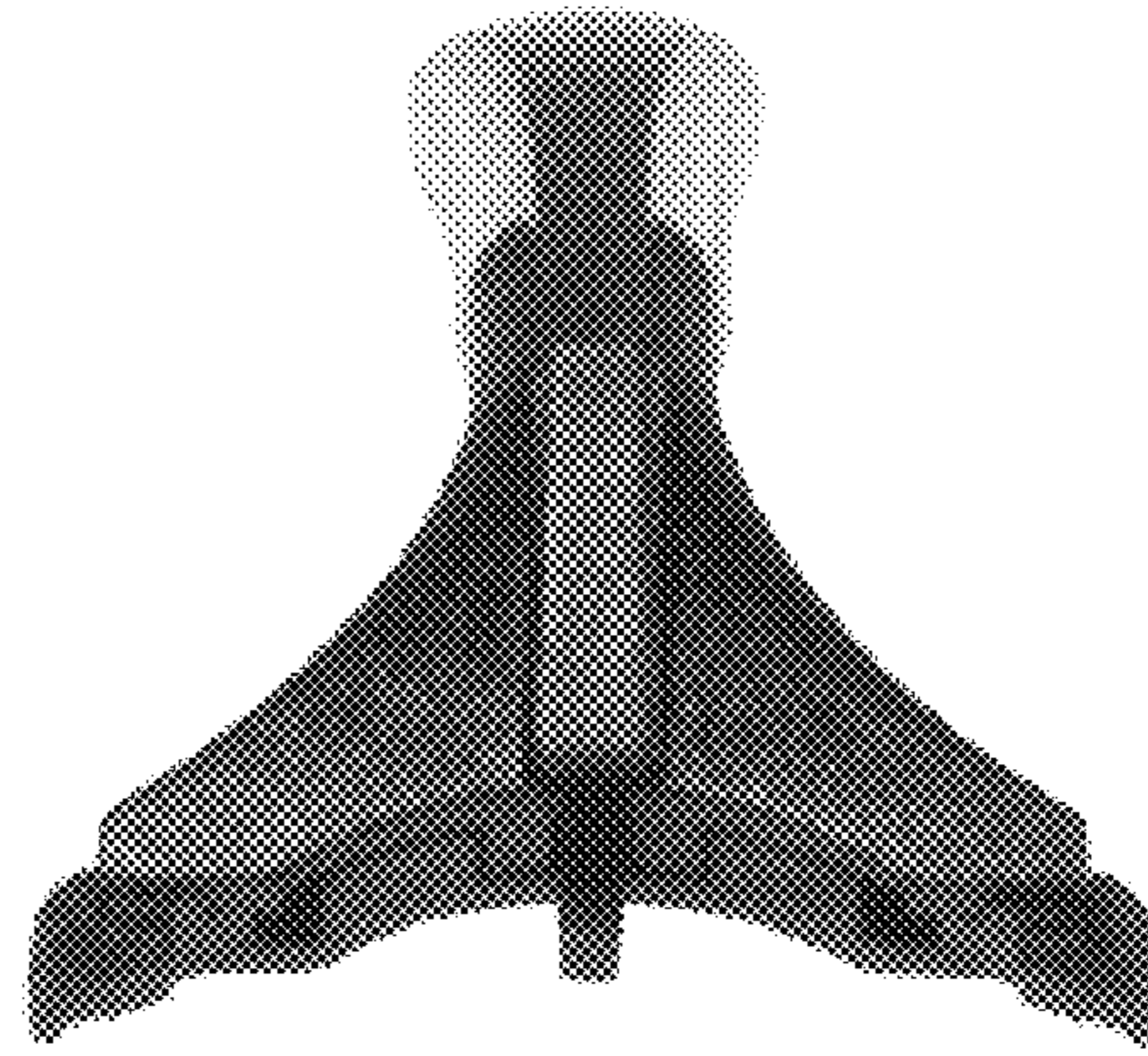


FIG-4




FIG-5




FIG-6




FIG-7

