



US00D414287S

United States Patent [19] Sapper

[11] **Patent Number: Des. 414,287**

[45] **Date of Patent: ** Sep. 21, 1999**

[54] **SUSPENDED LIGHT FIXTURE**

[75] Inventor: **Richard Sapper**, Stuttgart, Germany

[73] Assignee: **Siteco Beleuchtungstechnik GmbH**,
Traunreut, Germany

[**] Term: **14 Years**

[21] Appl. No.: **29/088,209**

[22] Filed: **May 18, 1998**

[30] Foreign Application Priority Data

Nov. 17, 1997 [XH] Hague Agreement DMA/003916

[51] **LOC (6) Cl.** **26-05**

[52] **U.S. Cl.** **D26/76**

[58] **Field of Search** D26/72, 75, 76,
D26/77, 78, 81, 87; 362/147, 404, 406,
217, 222, 223, 224, 225, 249, 252, 246,
297

[56] References Cited

U.S. PATENT DOCUMENTS

D. 185,410 6/1959 Bodian et al. D26/77
D. 190,596 6/1961 Franck et al. D26/76

D. 287,888 1/1987 Castor et al. D26/72
D. 320,283 9/1991 Burkarth D16/77
5,105,345 4/1992 Katoh et al. 362/224 X

FOREIGN PATENT DOCUMENTS

DM/029 404 4/1994 Hague Agreement .
DM/030 722 9/1994 Hague Agreement .
DM/033 702 9/1994 Hague Agreement .
DM/037 164 8/1996 Hague Agreement .

Primary Examiner—Susan J. Lucas
Attorney, Agent, or Firm—Hill & Simpson

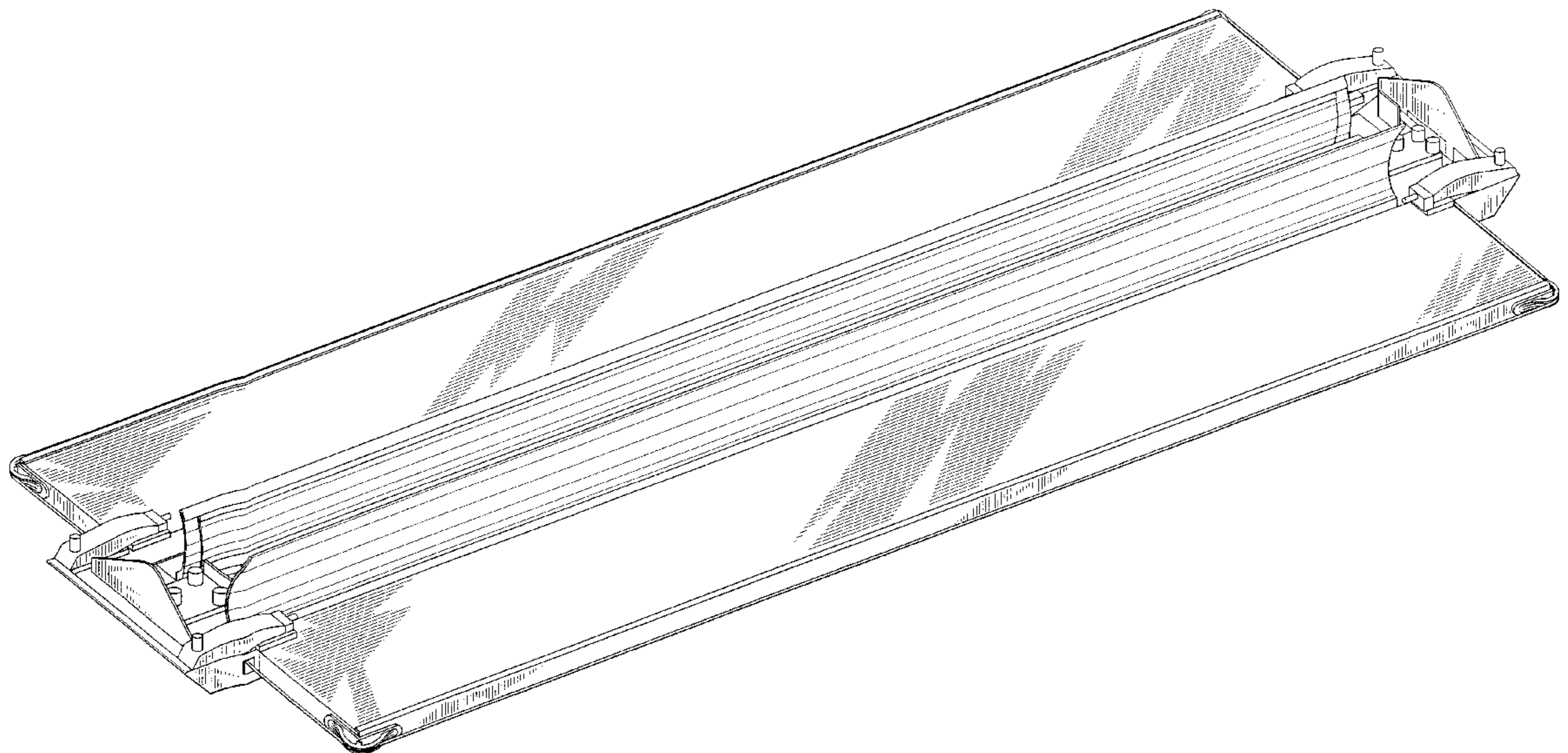
[57] CLAIM

The ornamental design for a suspended light fixture, as shown and described.

DESCRIPTION

FIG. 1 is a top perspective view of a suspended light fixture in accordance with the present invention; FIG. 2 is a side elevational view of the suspended light fixture of FIG. 1 with the opposite side being a mirror image; FIG. 3 is an end view of the suspended light fixture of FIG. 1 with the opposite end being a mirror image; and, FIG. 4 is a bottom plan view of the suspended light fixture of FIG. 1.

1 Claim, 3 Drawing Sheets






FIG.1

FIG. 2

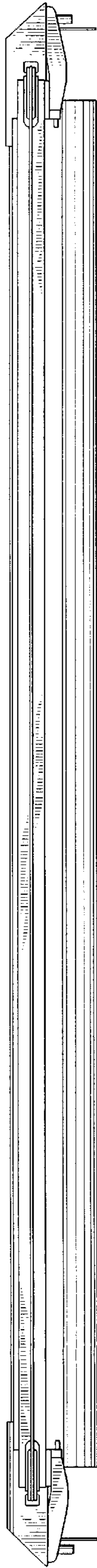


FIG. 3

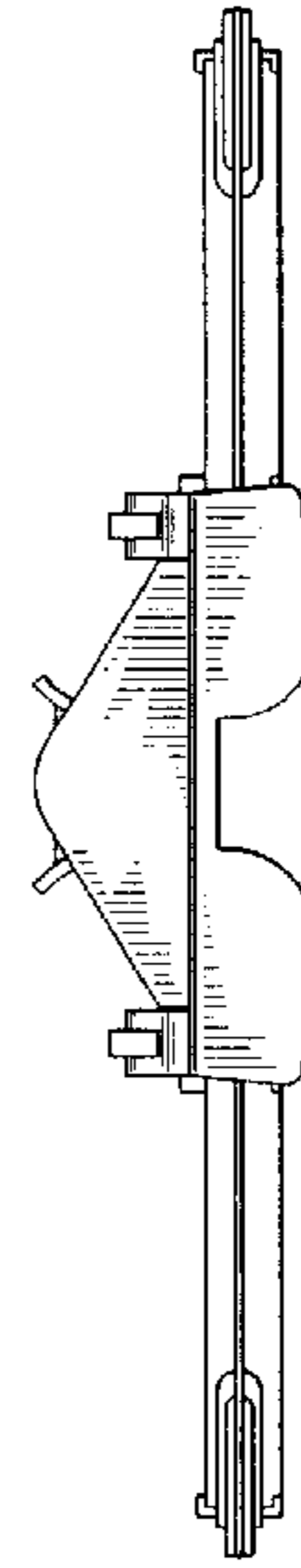


FIG. 4

