



US00D414280S

United States Patent [19] Holt

[11] **Patent Number: Des. 414,280**

[45] **Date of Patent: ** Sep. 21, 1999**

[54] **DECORATIVE PANEL**

[75] Inventor: **Maria P. Holt**, Taylorsville, N.C.

[73] Assignee: **Exquisita, LLC**, Taylorsville, N.C.

[**] Term: **14 Years**

[21] Appl. No.: **29/091,587**

[22] Filed: **Jul. 31, 1998**

[51] **LOC (6) Cl. 25-01**

[52] **U.S. Cl. D25/148**

[58] **Field of Search D25/138, 145,
D25/147, 148, 157, 160-163; 52/311.1,
316**

[56] **References Cited**

U.S. PATENT DOCUMENTS

- D. 82,778 12/1930 Armstrong .
- D. 82,780 12/1930 Armstrong .
- D. 175,931 11/1955 Carter D25/145
- D. 187,297 2/1960 Carter D25/145
- D. 206,374 12/1966 Barnett .

- D. 208,974 10/1967 Stone D25/148
- D. 217,597 5/1970 Johnston .
- D. 217,904 6/1970 Johnston .
- D. 251,389 3/1979 Engman .
- D. 251,390 3/1979 Engman .
- D. 341,213 11/1993 Zvi .
- 451,799 5/1891 Bleiss 52/311.1
- 683,425 10/1901 Anderson et al. 52/316

Primary Examiner—Doris Clark
Attorney, Agent, or Firm—Adams Law Firm, P.A.

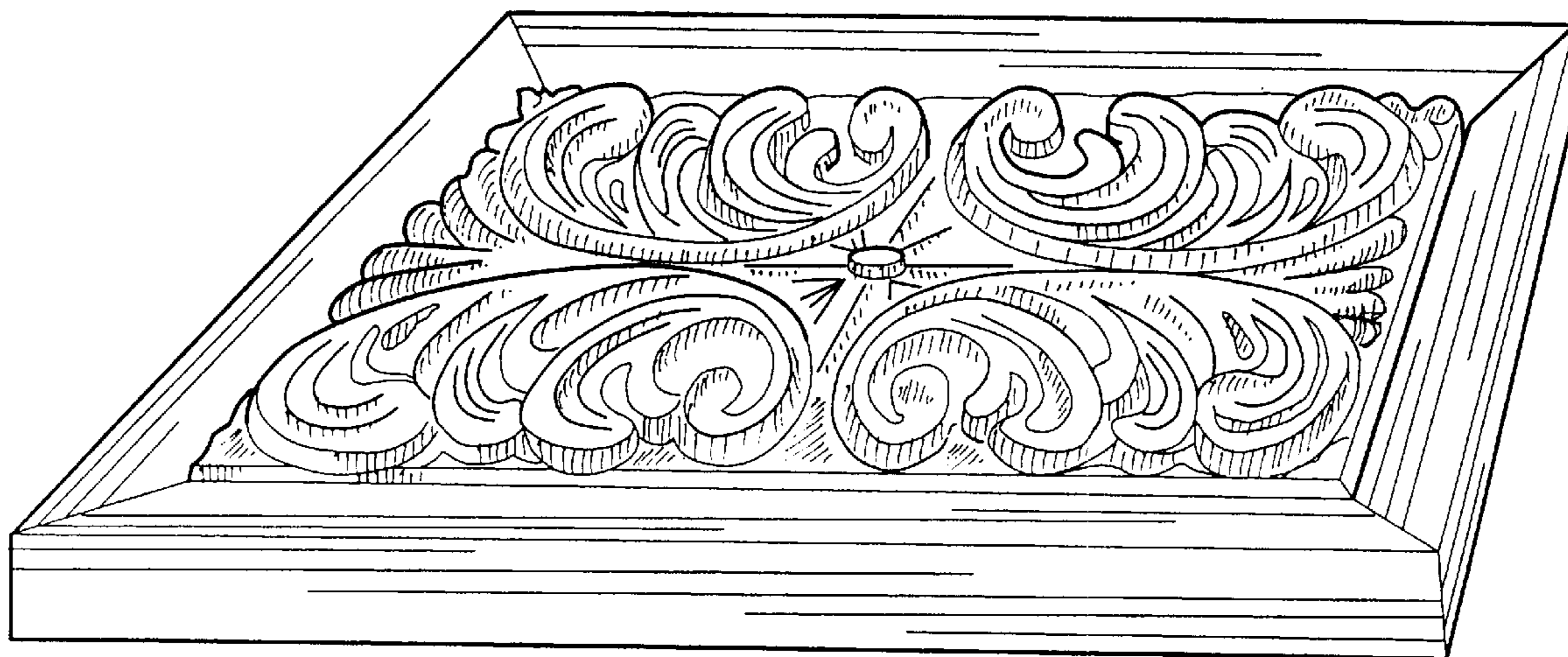
[57] **CLAIM**

I claim the ornamental design for a decorative panel, as shown and described.

DESCRIPTION

FIG. 1 is a front view of the decorative panel;
FIG. 2 is a bottom end view, the top end view being a mirror image thereof;
FIG. 3 is a left side view, the right side view being a mirror image thereof;
FIG. 4 is a back view thereof; and,
FIG. 5 is a perspective view thereof.

1 Claim, 3 Drawing Sheets






Fig. 1

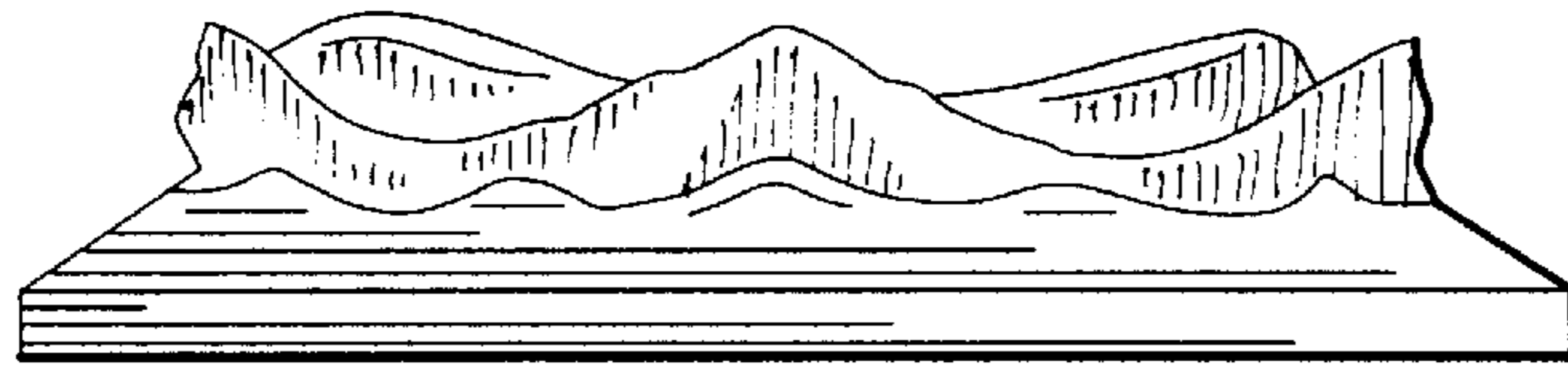


Fig. 2

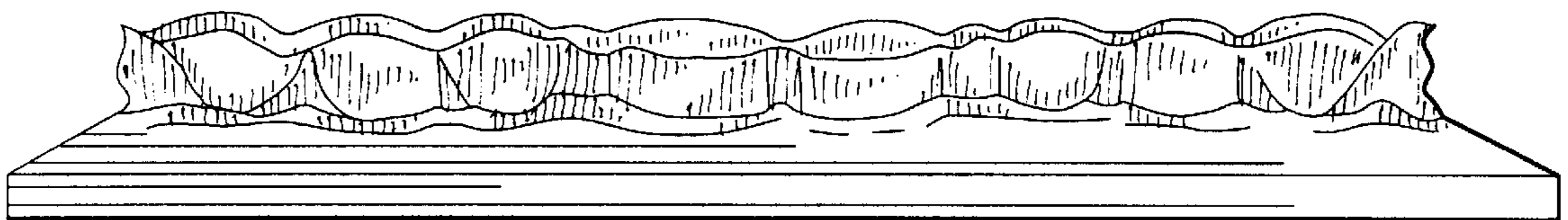


Fig. 3




Fig. 4




Fig. 5