



US00D414263S

United States Patent [19] Duran

[11] Patent Number: **Des. 414,263**

[45] Date of Patent: **** Sep. 21, 1999**

[54] **MEDICAL DRAINAGE BAG CARRIER**

[76] Inventor: **Delfina Duran**, 15638 Saticoy St., Van Nuys, Calif. 91406

[**] Term: **14 Years**

[21] Appl. No.: **29/083,597**

[22] Filed: **Feb. 12, 1998**

[51] **LOC (6) Cl.** **24-01**

[52] **U.S. Cl.** **D24/128; D3/215**

[58] **Field of Search** D3/215, 203, 224, D3/226; 224/580, 188, 201, 236, 240, 600, 605, 607, 901, 148, 259, 265; D24/118, 128, 190, 200, 206, 127; 604/332, 337, 345; 128/DIG. 26

[56] **References Cited**

U.S. PATENT DOCUMENTS

D. 331,460	12/1992	Mulder	D24/127
3,578,225	5/1971	Schroeder	224/580
4,438,763	3/1984	Zablen	224/148 X
4,905,882	3/1990	Ross	224/265
5,026,362	6/1991	Willett	604/345

Primary Examiner—Louis S. Zarfes
Assistant Examiner—Catherine R. Oliver

[57] **CLAIM**

The ornamental design for a medical drainage bag carrier, as shown, and described.

DESCRIPTION

FIG. 1 is a front elevational view of the medical drainage bag carrier of the present invention;

FIG. 2 is a rear elevational view of the medical drainage bag carrier of FIG. 1;

FIG. 3 is a left side elevational view of the medical drainage bag carrier of FIG. 1;

FIG. 4 is a right side elevational view of the medical drainage bag carrier of FIG. 1;

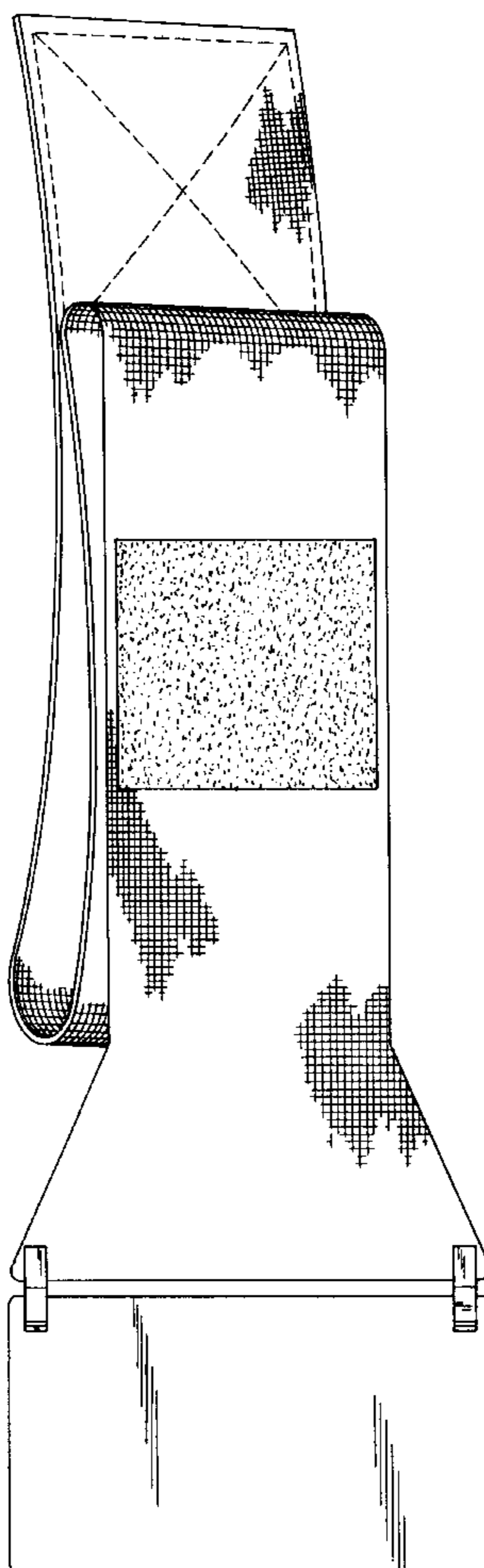
FIG. 5 is a top plan view of the medical drainage bag carrier of FIG. 1;

FIG. 6 is a bottom plan view of the medical drainage bag carrier of FIG. 1; and,

FIG. 7 is a front in-use view of the medical drainage bag carrier of FIG. 1.

The broken line showing of environment in FIG. 7 is for illustrative purposes only and forms no part of the claimed design.

1 Claim, 3 Drawing Sheets



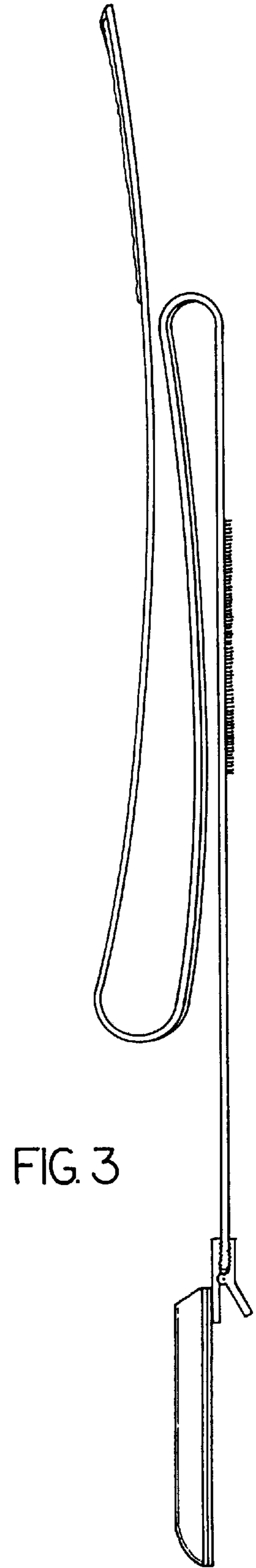
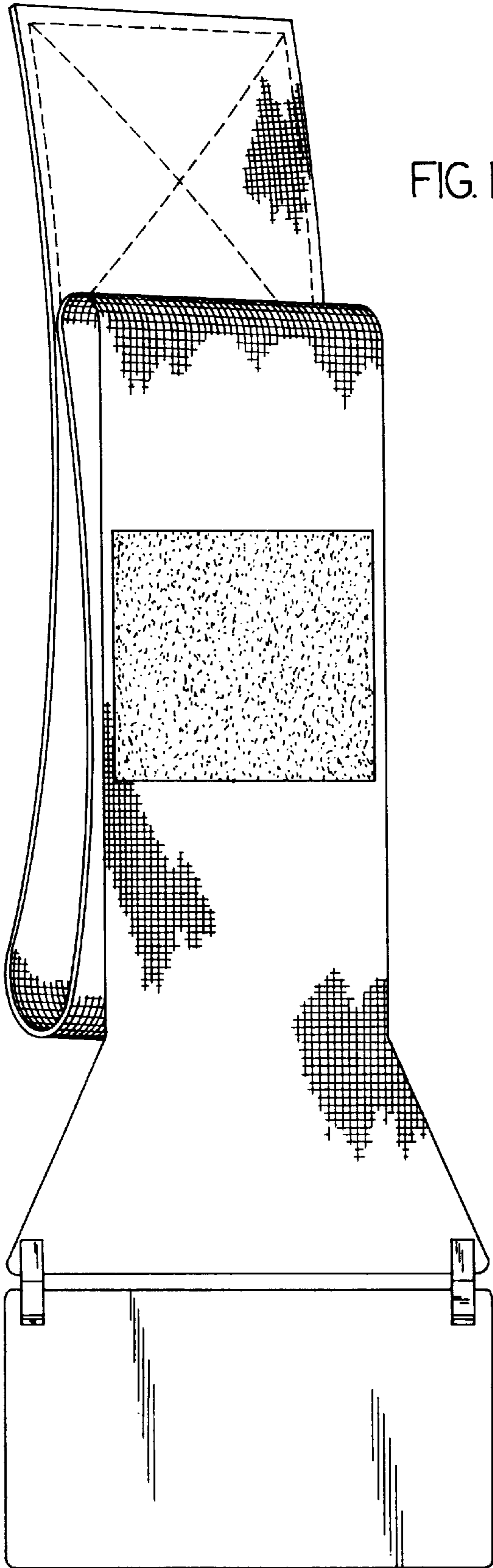


FIG. 2

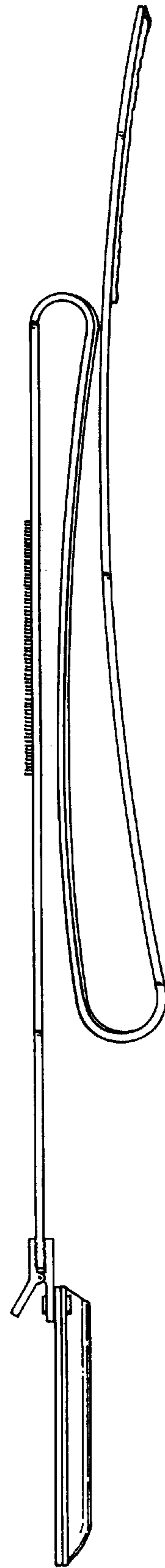
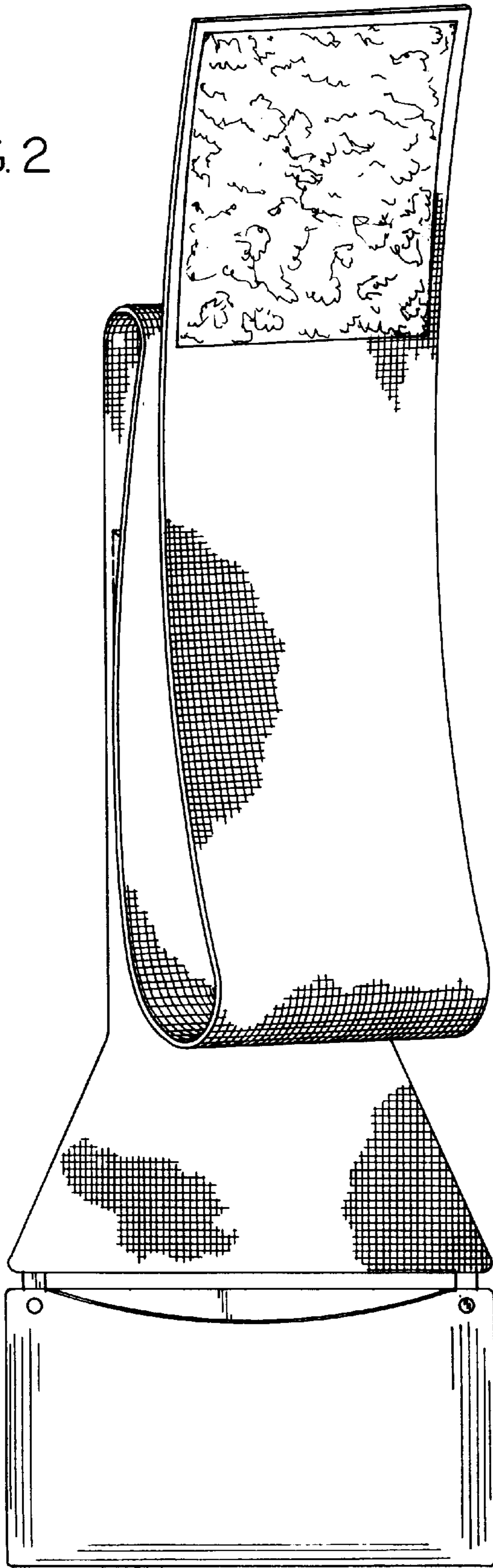


FIG. 4

FIG. 5

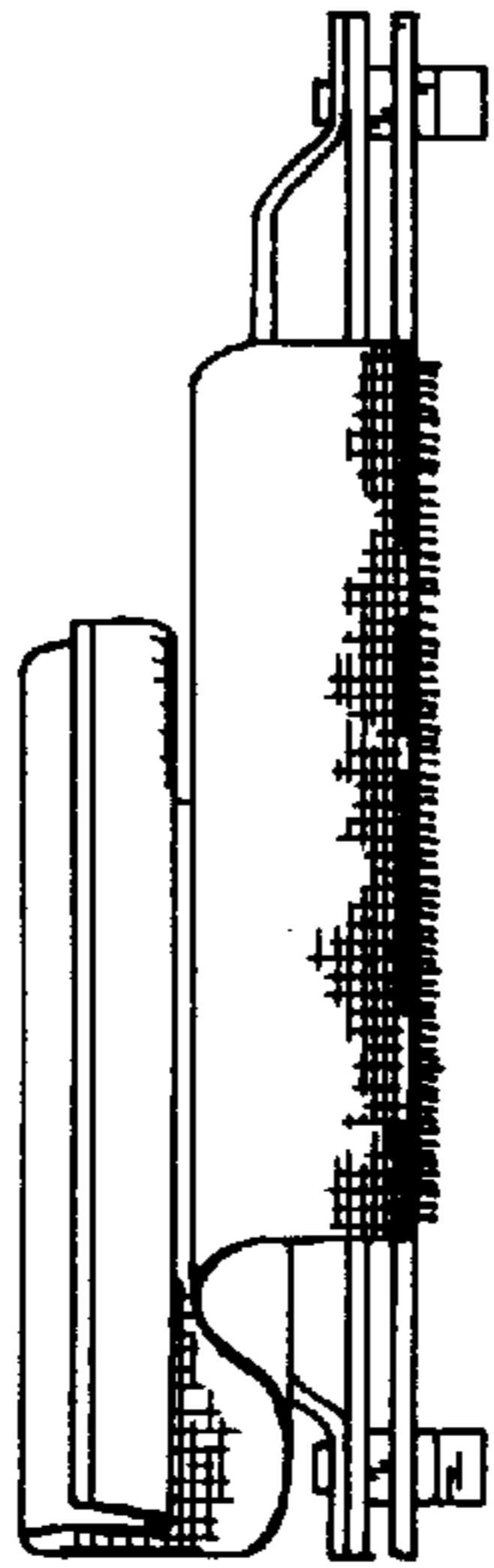


FIG. 6

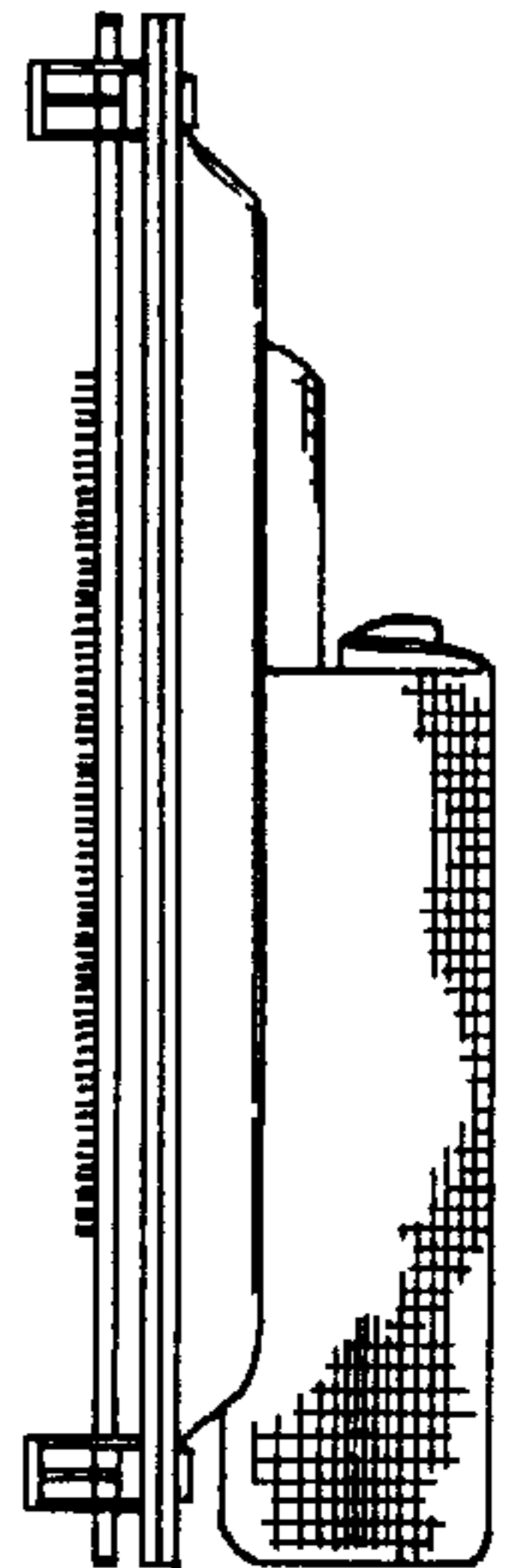


FIG. 7

