



US00D414253S

United States Patent [19]

Kobayashi et al.

[11] Patent Number: Des. 414,253

[45] Date of Patent: ** Sep. 21, 1999

[54] **OUTDOOR UNIT OF AIR CONDITIONER**

[75] Inventors: **Hiroshi Kobayashi; Takehiro Hatanaka**, both of Kawasaki, Japan

[73] Assignee: **Fujitsu General Limited**, Kanagawa-ken, Japan

[**] Term: **14 Years**

[21] Appl. No.: **29/090,110**

[22] Filed: **Jun. 30, 1998**

[30] **Foreign Application Priority Data**

Jan. 16, 1998 [JP] Japan 10-920

[51] **LOC (6) Cl.** **23-04**

[52] **U.S. Cl.** **D23/351**

[58] **Field of Search** D23/351, 333; 261/152, DIG. 3, DIG. 43; 62/404, 409, 410, 314; 55/385.2; 312/236, 100

[56] **References Cited**

U.S. PATENT DOCUMENTS

- D. 371,599 7/1996 Nanjo D23/351
- D. 403,756 1/1999 Aketa et al. D23/351
- D. 403,757 1/1999 Aketa et al. D23/351

- 4,153,310 5/1979 Loving et al. 312/236
- 4,261,418 4/1981 Helt et al. 312/236
- 5,660,054 8/1997 Rice 312/236
- 5,775,119 7/1998 Yamada et al. 312/236

OTHER PUBLICATIONS

P. 10 of Sharp's General Catalog issued Oct., 1997.

Primary Examiner—B. J. Bullock
Attorney, Agent, or Firm—Sughrue, Mion, Zinn, Macpeak & Seas, PLLC

[57] **CLAIM**

The ornamental design for an outdoor unit of air conditioner, as shown.

DESCRIPTION

FIG. 1 is a perspective view of the top, front and right side of an outdoor unit of an air conditioner showing our new design;
FIG. 2 is a top plan view thereof;
FIG. 3 is a front elevational view thereof;
FIG. 4 is a left side elevational view thereof;
FIG. 5 is a right side elevational view thereof; and,
FIG. 6 is a rear elevational view thereof.

1 Claim, 4 Drawing Sheets




FIG. 1




FIG. 2

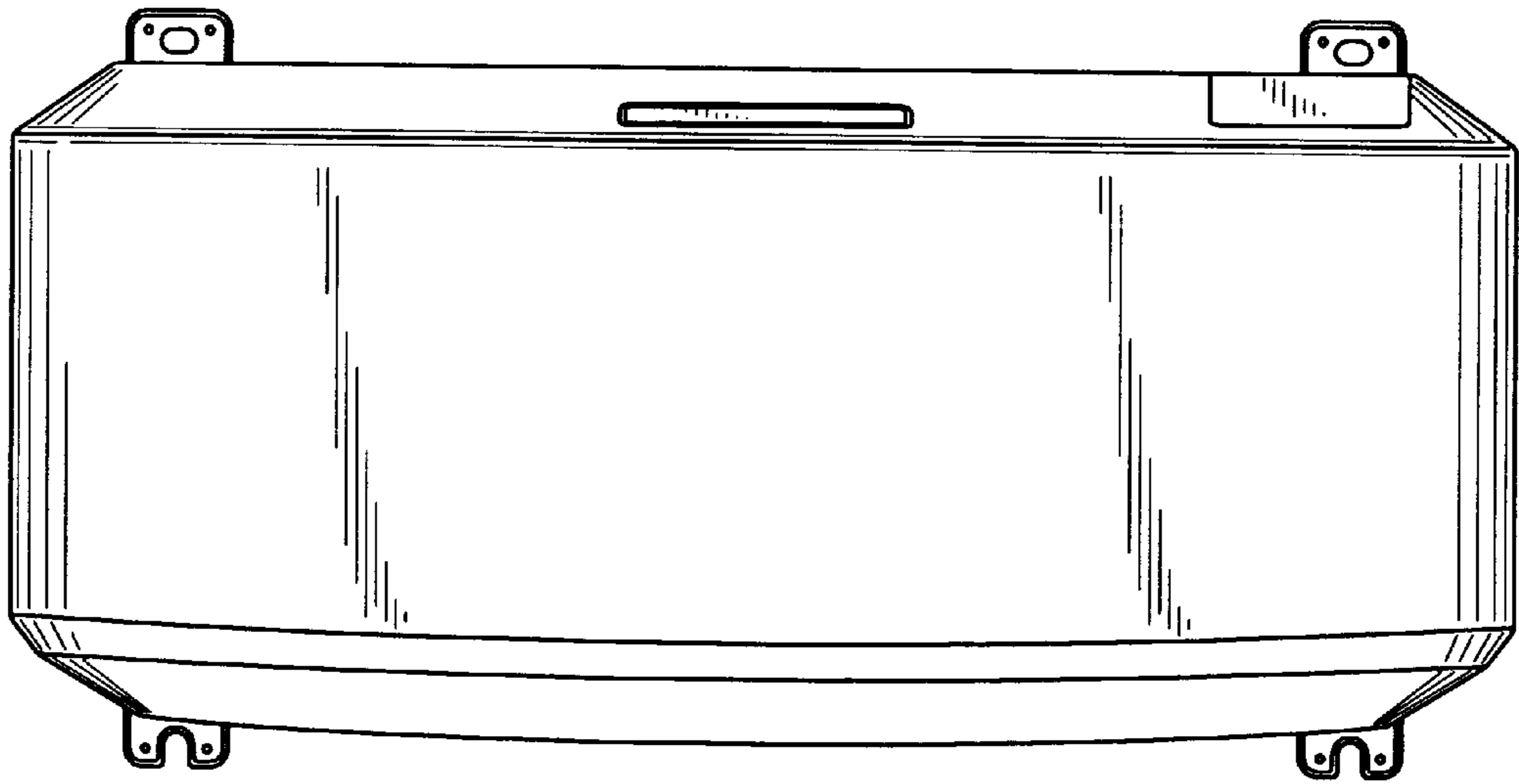


FIG. 3

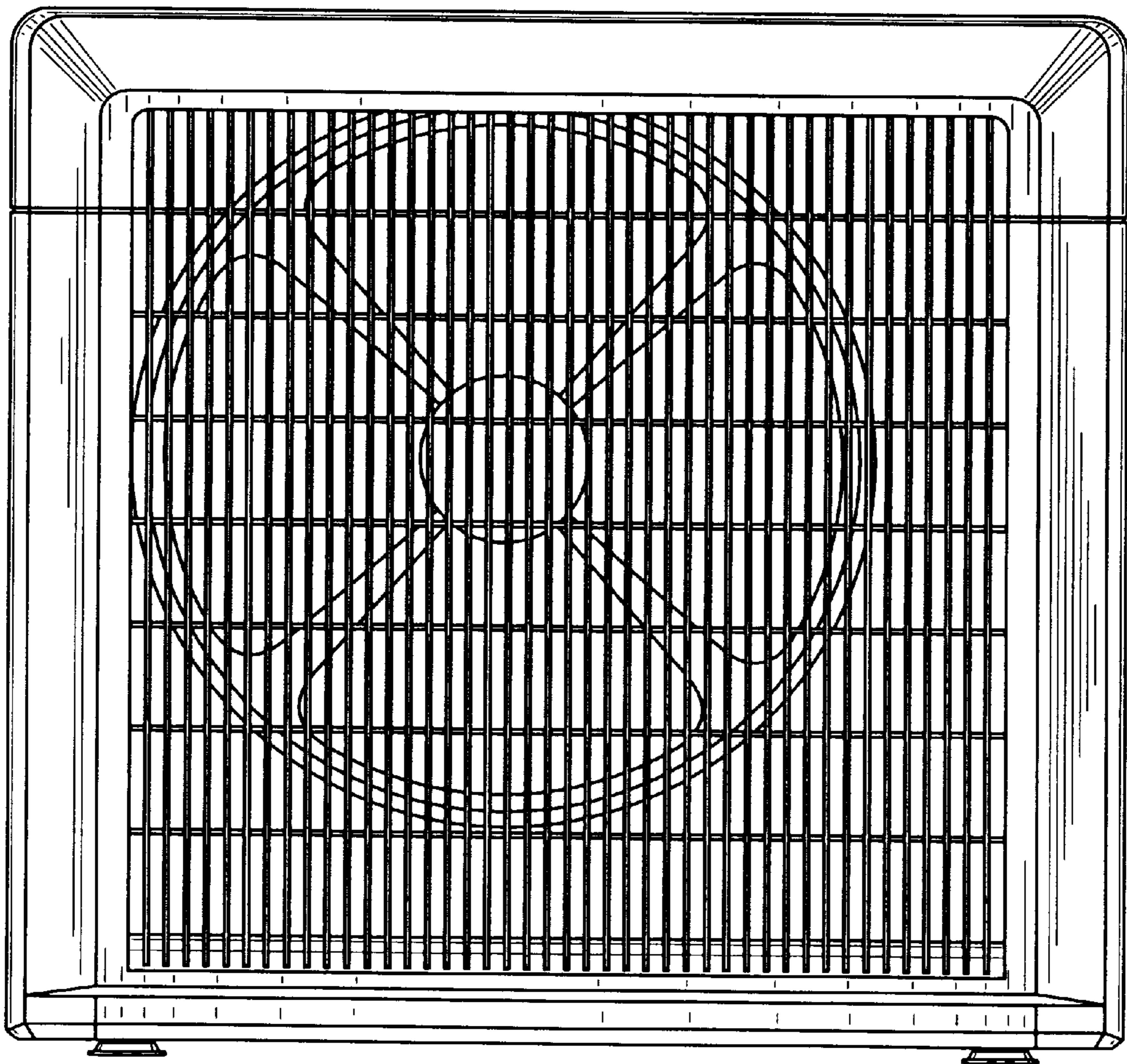


FIG. 4

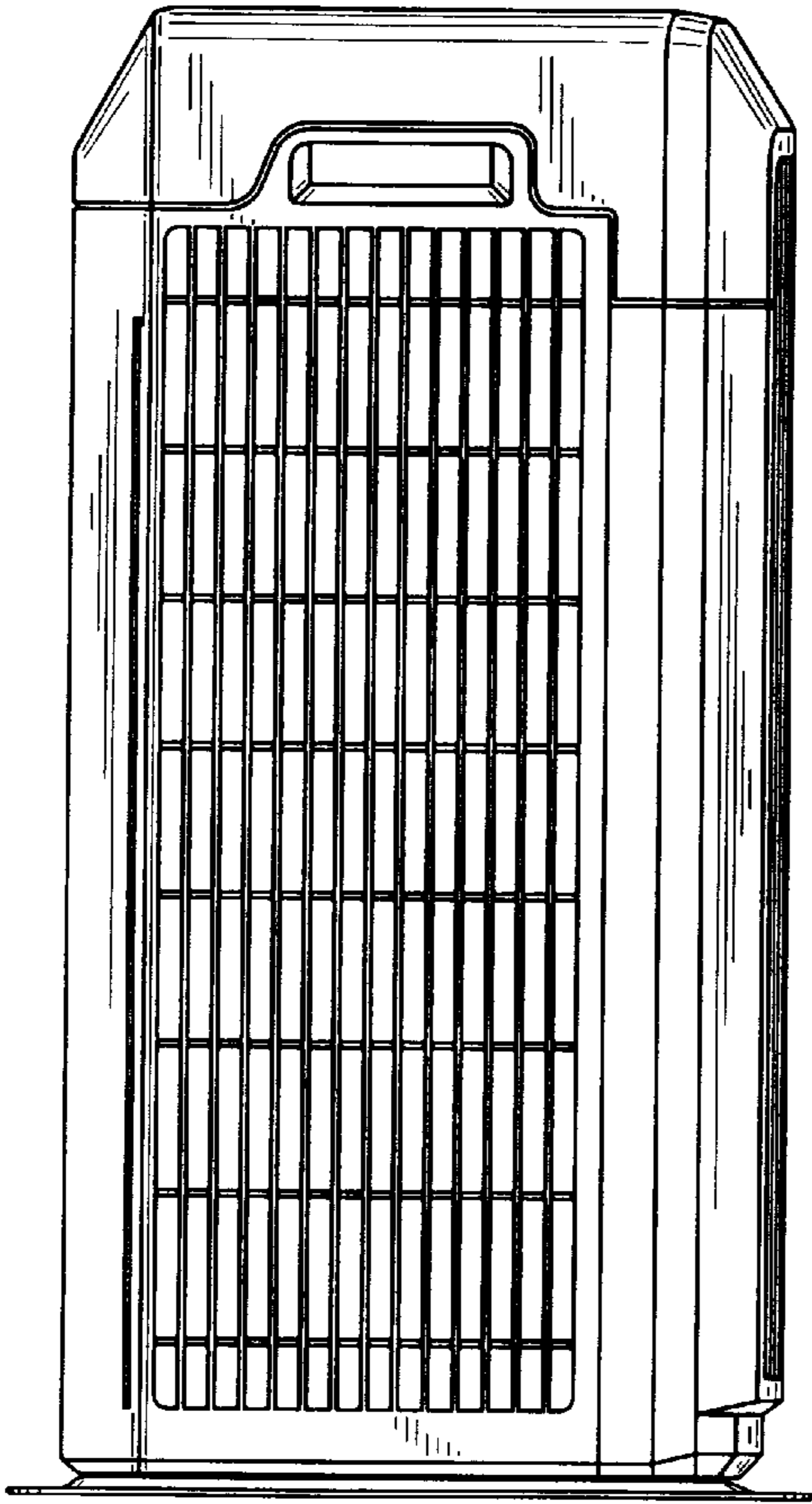


FIG. 5

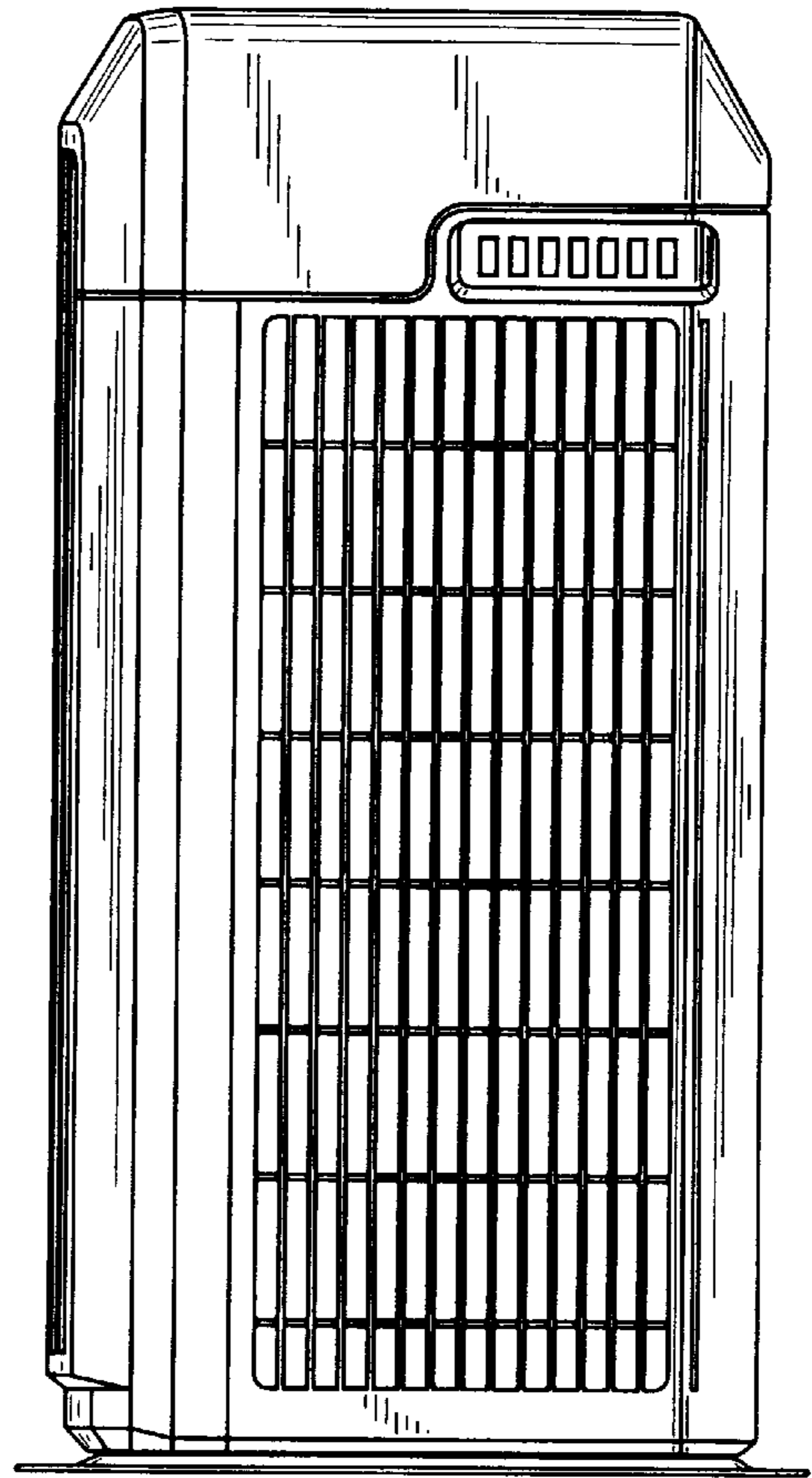


FIG. 6

