



US00D414252S

United States Patent [19] Orr

[11] Patent Number: Des. 414,252

[45] Date of Patent: ** Sep. 21, 1999

[54] TOILET BOWL APRON

[76] Inventor: **Judy J Orr**, 2731 Tyler Dr., Columbus, Ind. 47201

[**] Term: **14 Years**

[21] Appl. No.: **29/092,828**

[22] Filed: **Aug. 27, 1998**

[51] LOC (6) Cl. **23-02**

[52] U.S. Cl. **D23/309; D6/583**

[58] Field of Search D23/303-311,
D23/295-301; 4/300, 251.1, 252.1-252.6,
254, 661; D6/491, 495, 524, 583, 584

[56] **References Cited**

U.S. PATENT DOCUMENTS

D. 255,481	6/1980	Moore	D23/309
1,699,983	1/1929	Miller	4/252.6
2,673,985	8/1954	Gay	4/252.4
2,771,613	6/1956	Markiewicz	4/251.1
3,323,144	12/1967	Ferris, Jr.	4/254
3,360,805	1/1968	Aumann	4/252.4
3,457,571	7/1969	Harbeke	4/420

3,896,510	7/1975	O'Connell	4/252.1
4,012,797	3/1997	Kristoffersen	4/300
4,014,053	3/1977	Jones	4/252.4
4,125,656	11/1978	Creamer	4/251.1

Primary Examiner—Louis S. Zarfaz

Assistant Examiner—Eric Waterson

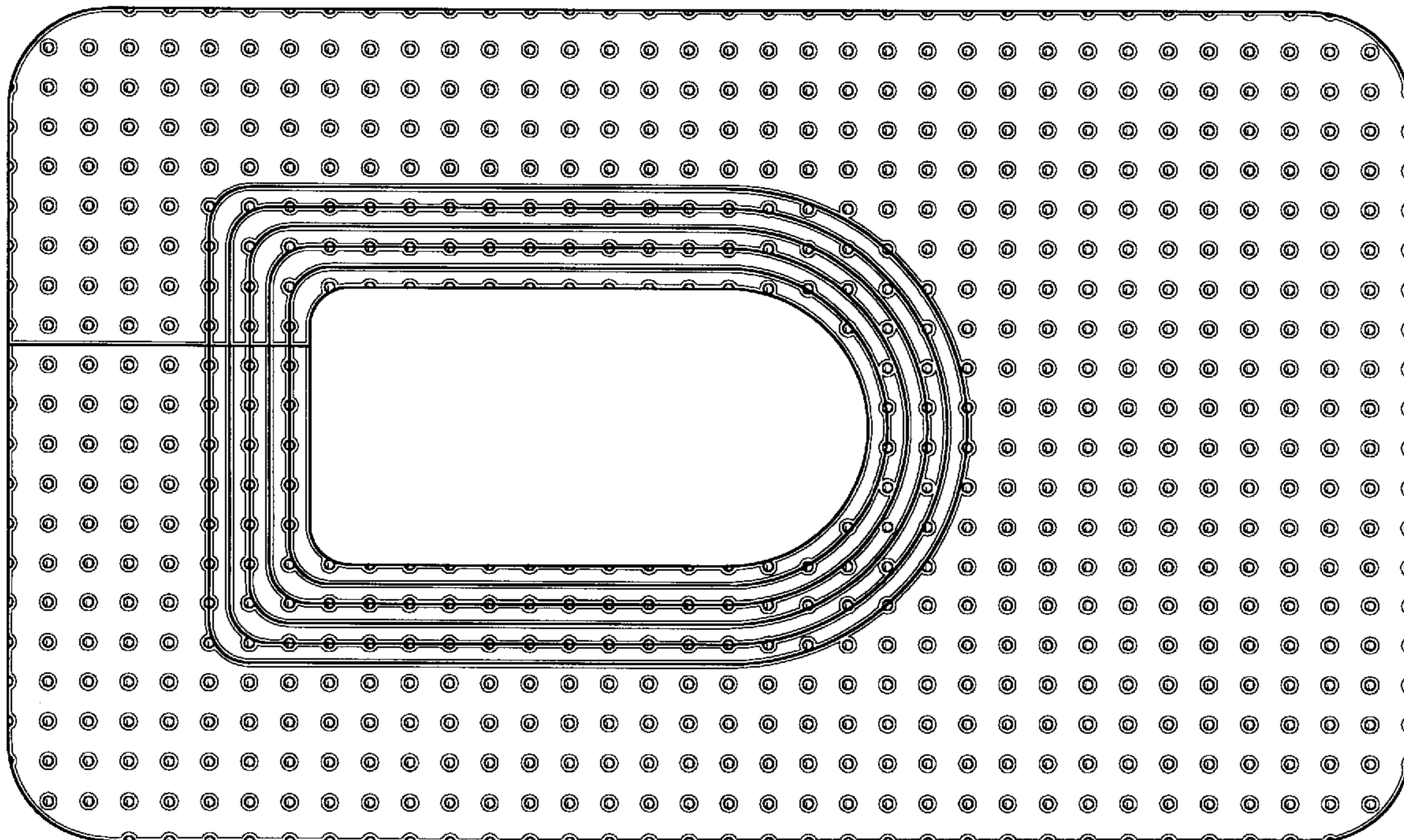
[57] **CLAIM**

The ornamental design for a toilet bowl apron, as shown.

DESCRIPTION

FIG. 1 is a front elevational view of the toilet bowl apron of the present invention;
 FIG. 2 is a back elevational view of the toilet bowl apron of FIG. 1;
 FIG. 3 is a left side elevational view of the toilet bowl apron of FIG. 1;
 FIG. 4 is a right side elevational view of the toilet bowl apron of FIG. 1;
 FIG. 5 is a top plan view of the toilet bowl apron of FIG. 1; and,
 FIG. 6 is a bottom plan view of the toilet bowl apron of FIG. 1.

1 Claim, 2 Drawing Sheets



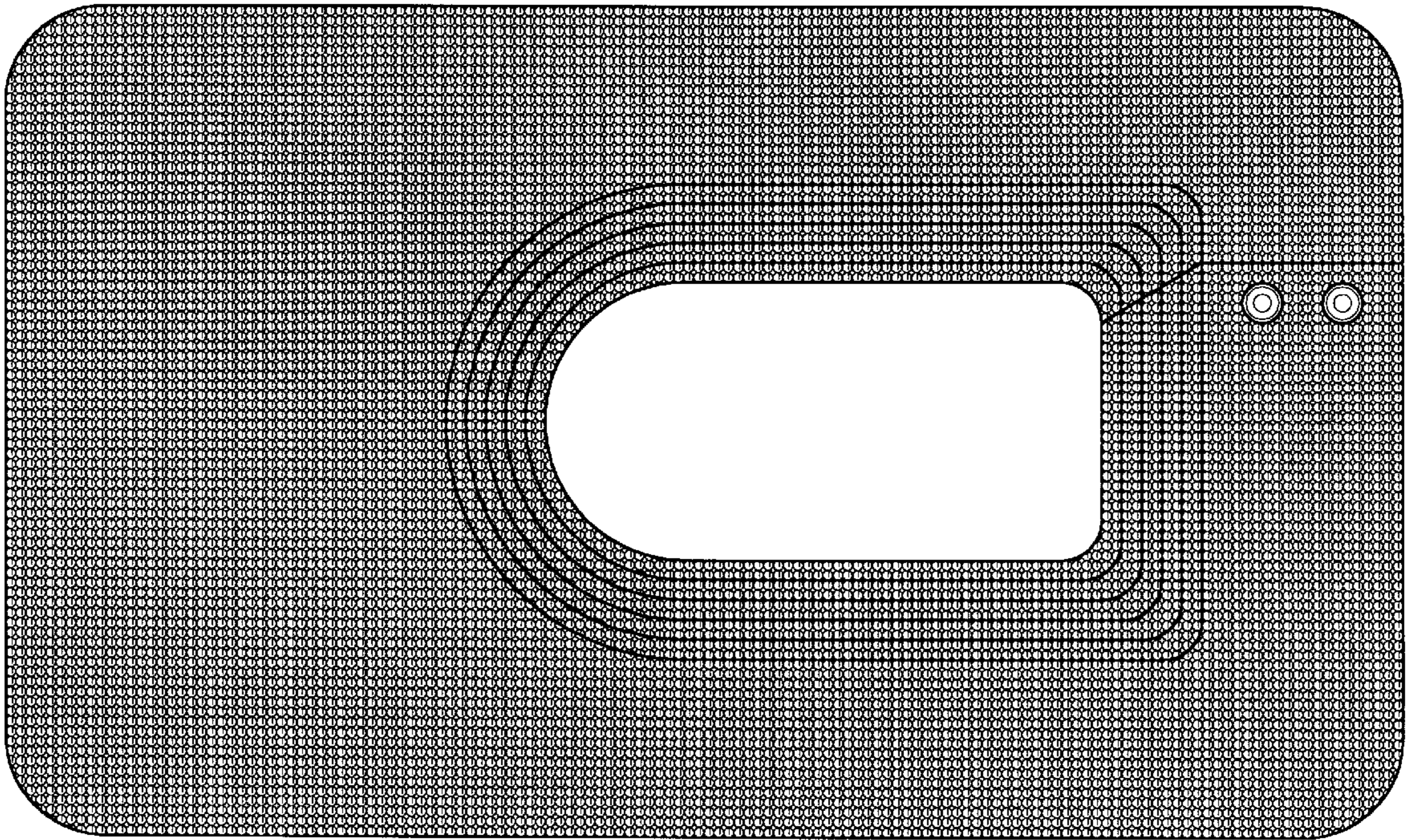


Fig. 1

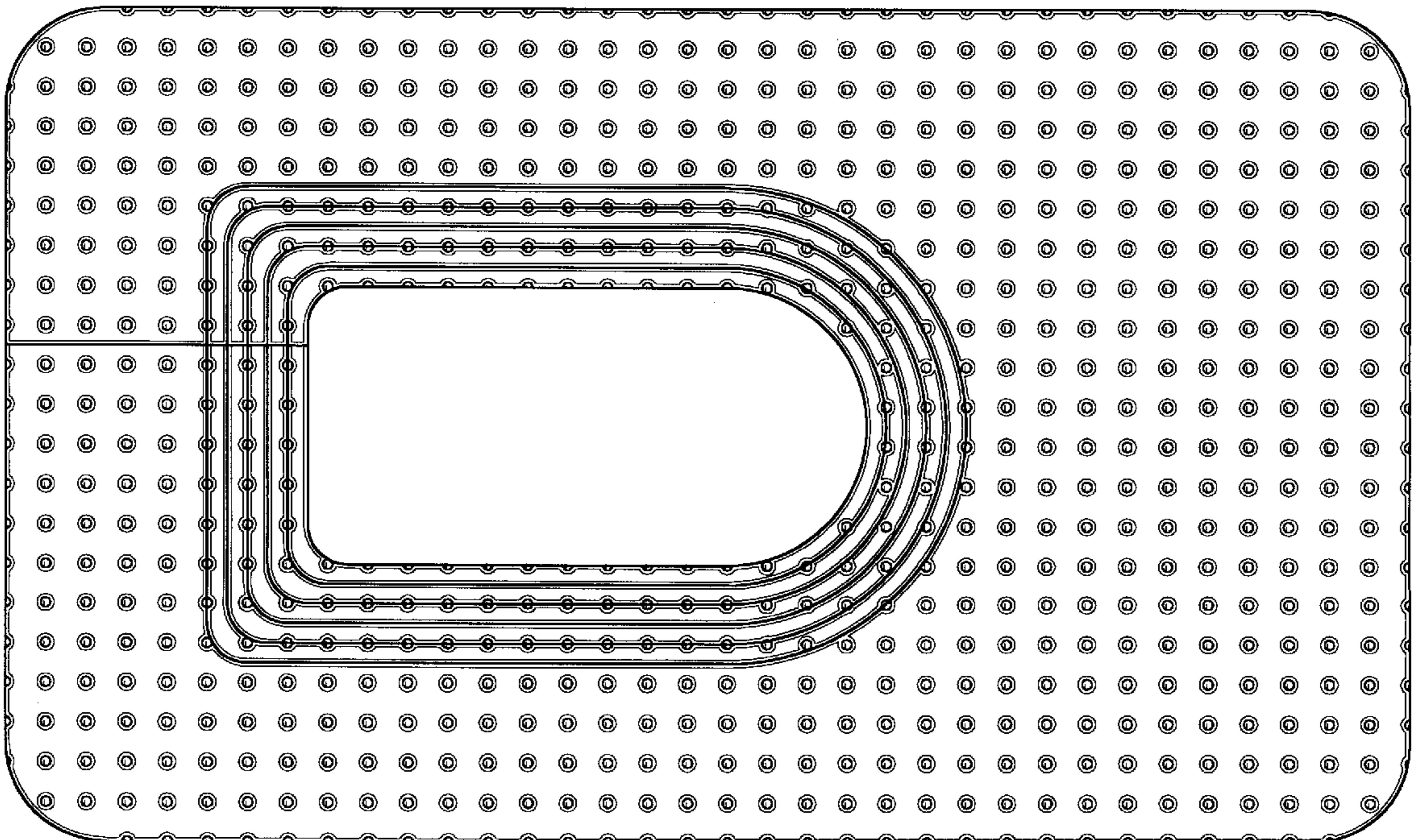


Fig. 2

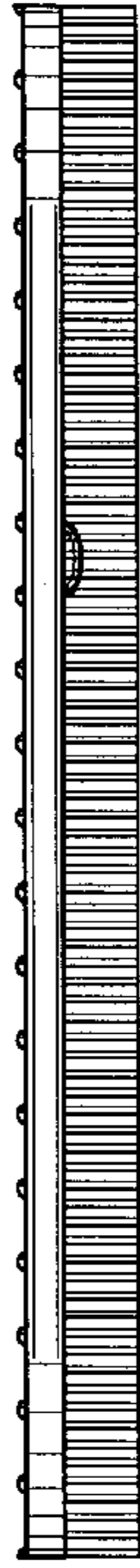


Fig. 3



Fig. 4



Fig. 5



Fig. 6