



US00D414217S

United States Patent [19]

Inuma et al.

[11] Patent Number: **Des. 414,217**

[45] Date of Patent: **** Sep. 21, 1999**

[54] **GAME MACHINE**

[75] Inventors: **Tomihiro Inuma**, Kanagawa; **Katsumi Ohtomo**, Tokyo, both of Japan

[73] Assignee: **Kabushiki Kaisha Bandai**, Japan

[**] Term: **14 Years**

[21] Appl. No.: **29/088,537**

[22] Filed: **May 27, 1998**

[30] Foreign Application Priority Data

Dec. 26, 1997 [JP] Japan 9-79849

[51] **LOC (6) Cl.** **21-01**

[52] **U.S. Cl.** **D21/329**

[58] **Field of Search** D21/324, 329-331; 273/148 B; 463/1, 30-35, 46, 47; D14/124

[56] References Cited

U.S. PATENT DOCUMENTS

- D. 320,624 10/1991 Taylor D21/331
- D. 328,474 8/1992 Chen D21/331
- D. 338,045 8/1993 Rosen D21/329 X
- D. 369,190 4/1996 Feiz D21/329

- D. 370,237 5/1996 Gilliam et al. D21/331
- D. 380,501 7/1997 Osterhout et al. D21/331
- 5,184,830 2/1993 Okada et al. 463/29
- 5,213,327 5/1993 Kitaue 273/148 B

OTHER PUBLICATIONS

Hongkong Enterprise, p. 133, Oct. 1994.

Primary Examiner—Prabhakar Deshmukh
Attorney, Agent, or Firm—Graham & James LLP

[57] CLAIM

The ornamental design for a game machine, as shown and described.

DESCRIPTION

FIG. 1 is a top plan view of a game machine showing our new design;
 FIG. 2 is a front elevational view thereof;
 FIG. 3 is a rear elevational view thereof;
 FIG. 4 is a bottom plan view thereof;
 FIG. 5 is a left side elevational view thereof;
 FIG. 6 is a right side elevational view thereof; and,
 FIG. 7 is a perspective view thereof.

1 Claim, 3 Drawing Sheets

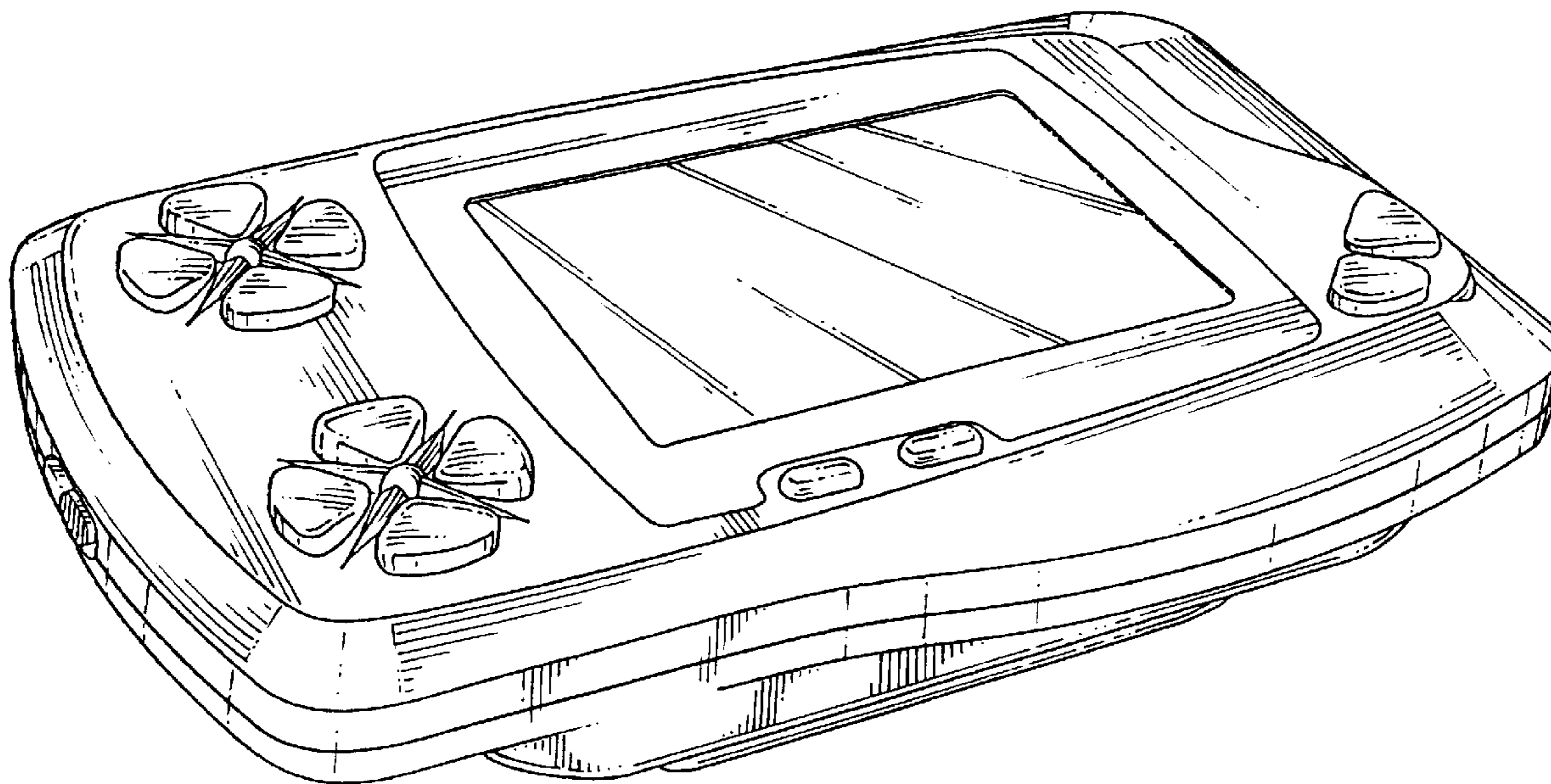


FIG. 1


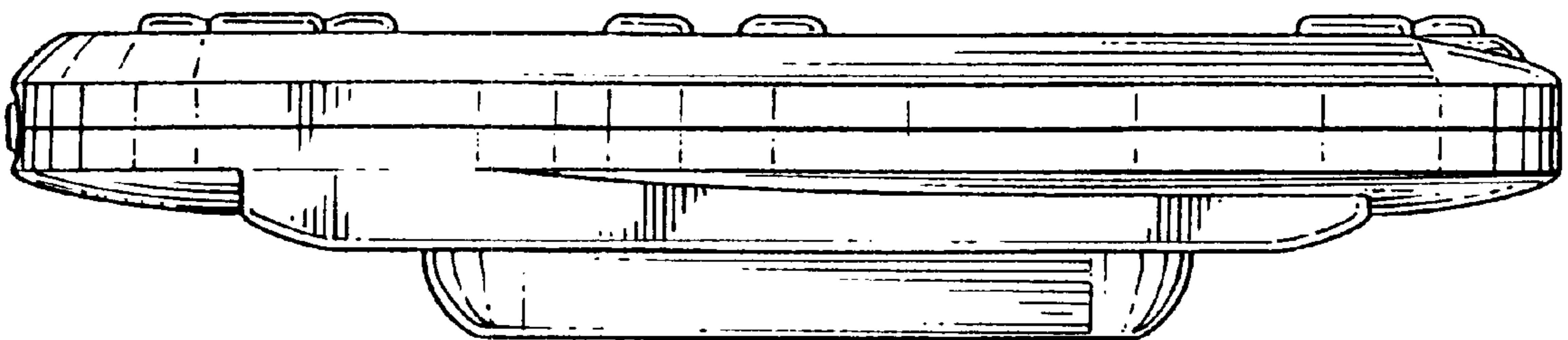


FIG. 2



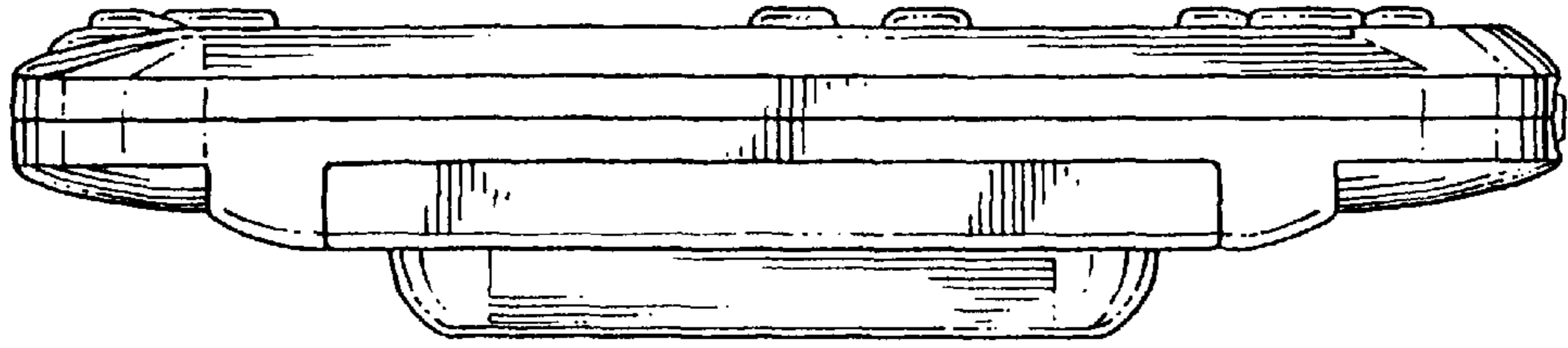


FIG. 3

FIG. 4

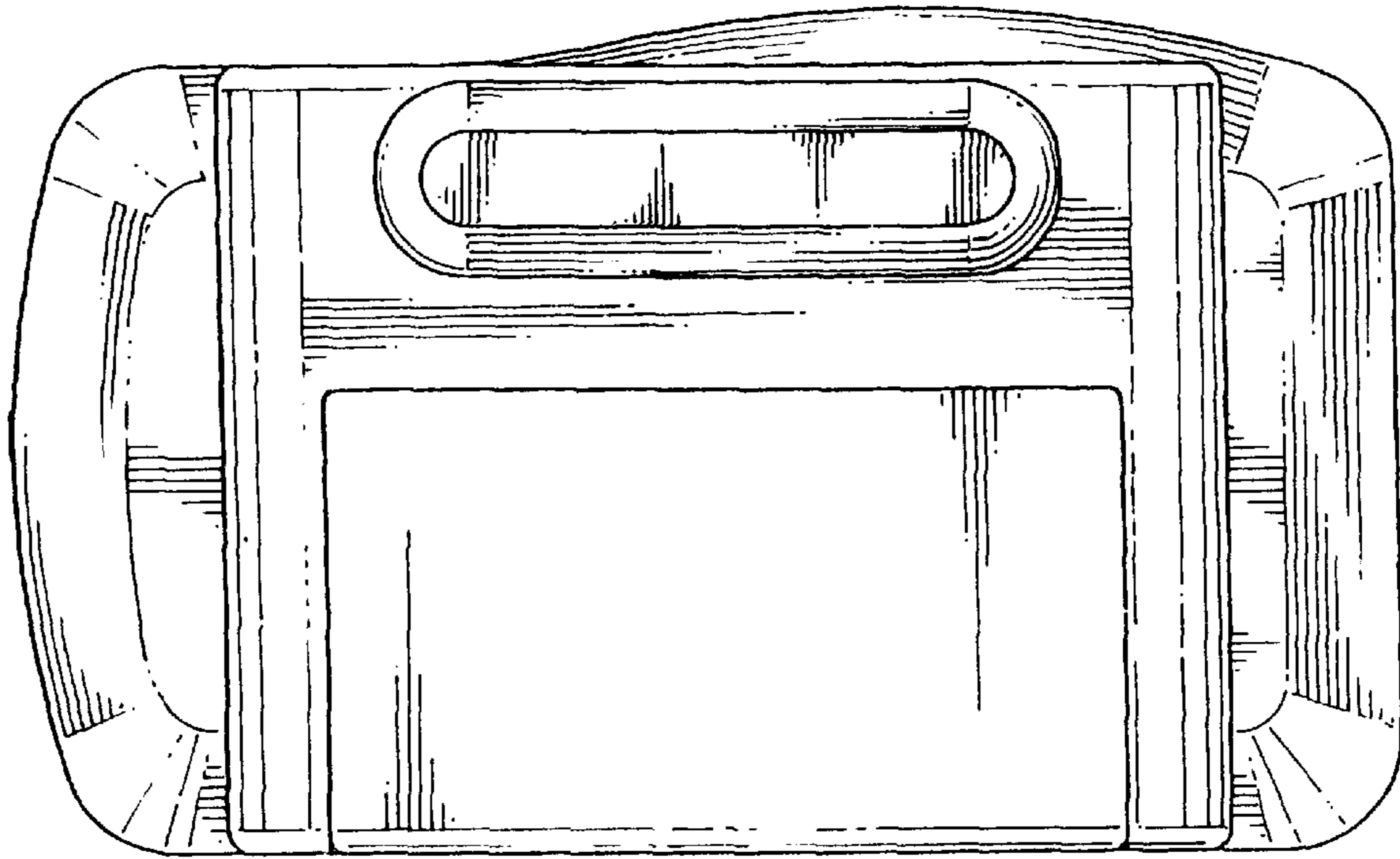


FIG. 5

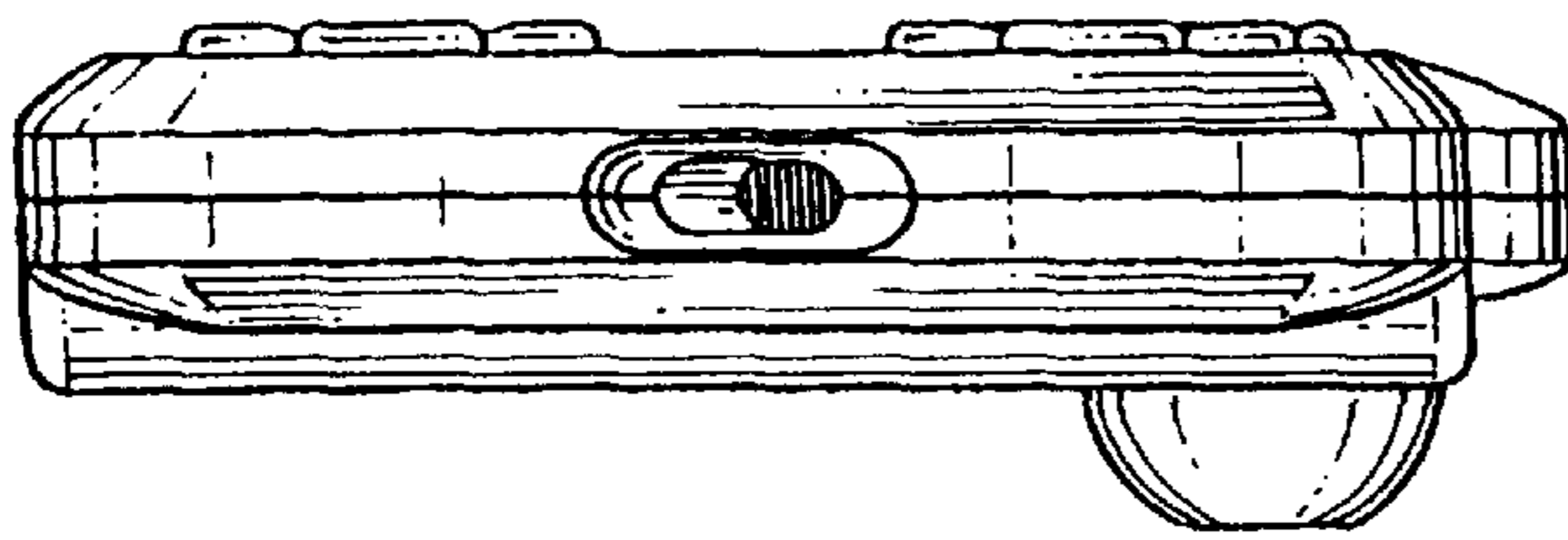


FIG. 6

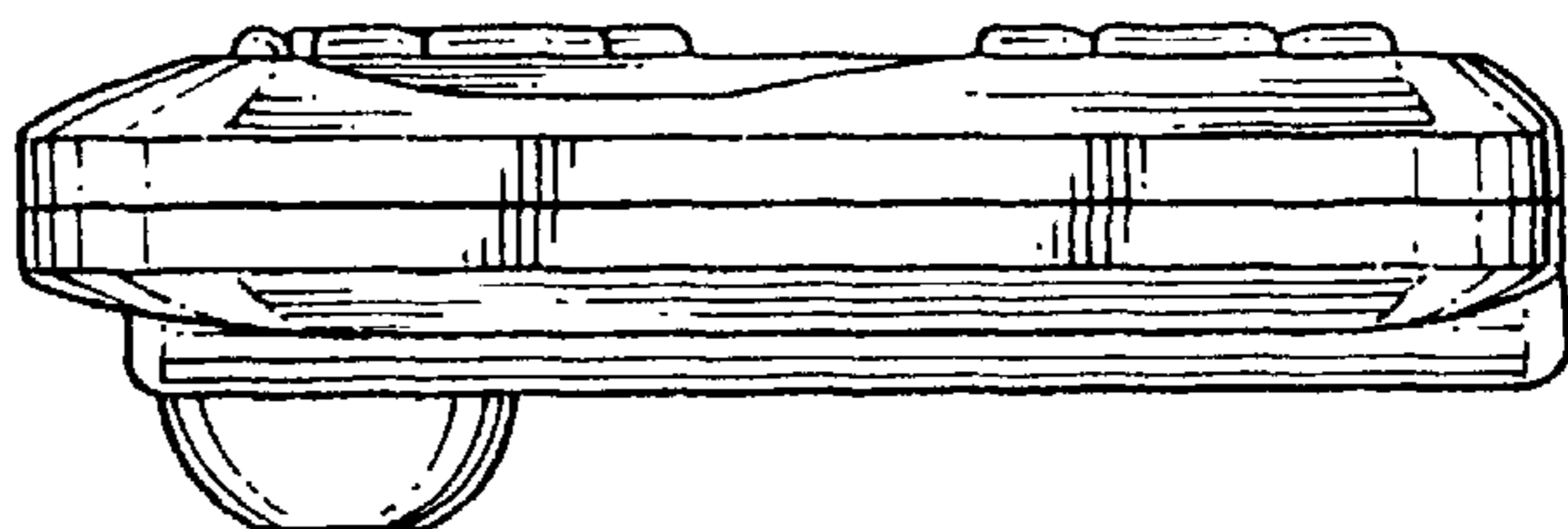


FIG. 7

